


## Dowling Avenue Bridge

# A New Bridge and a New Public Space



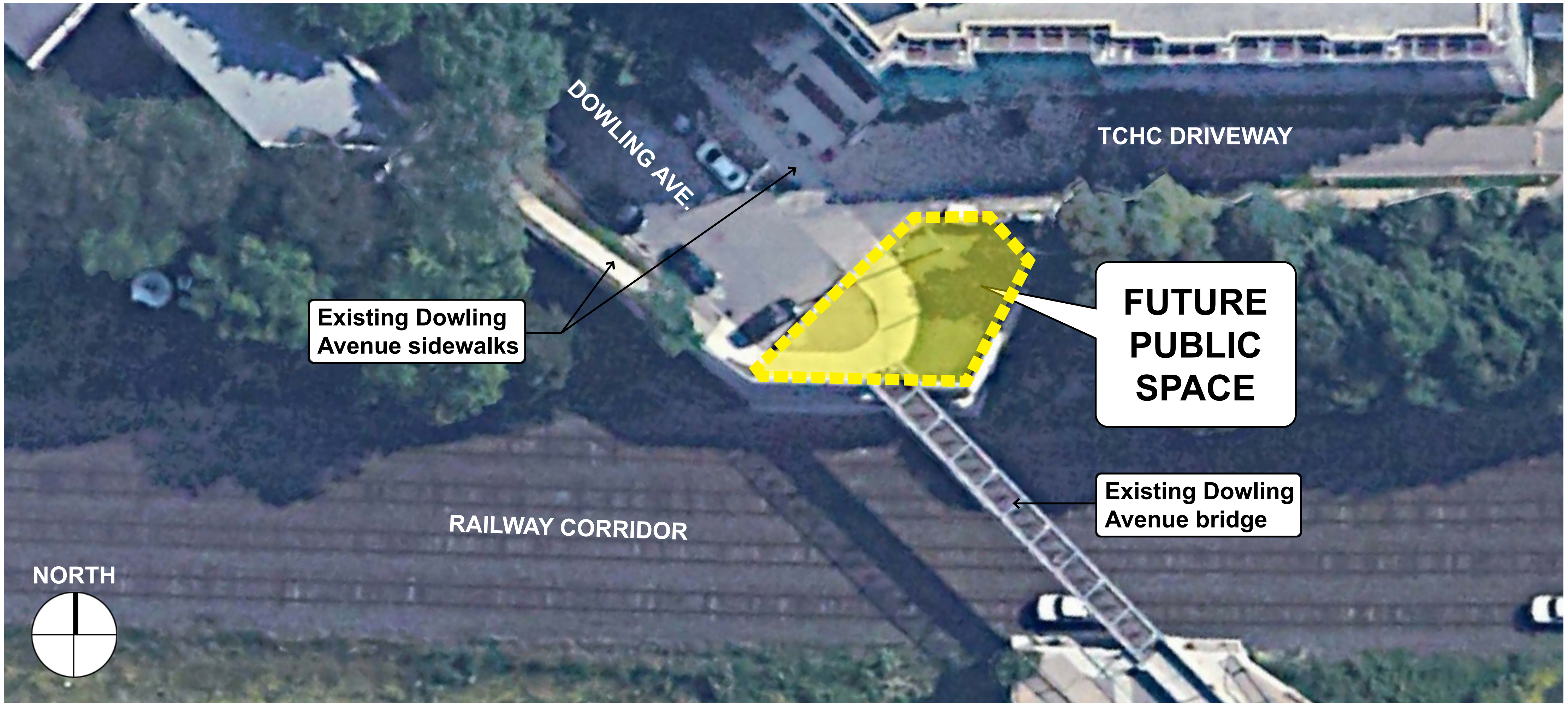
Conceptual Image: Looking east to the new Dowling Avenue bridge



Conceptual Image: Looking south on the new Dowling Avenue bridge

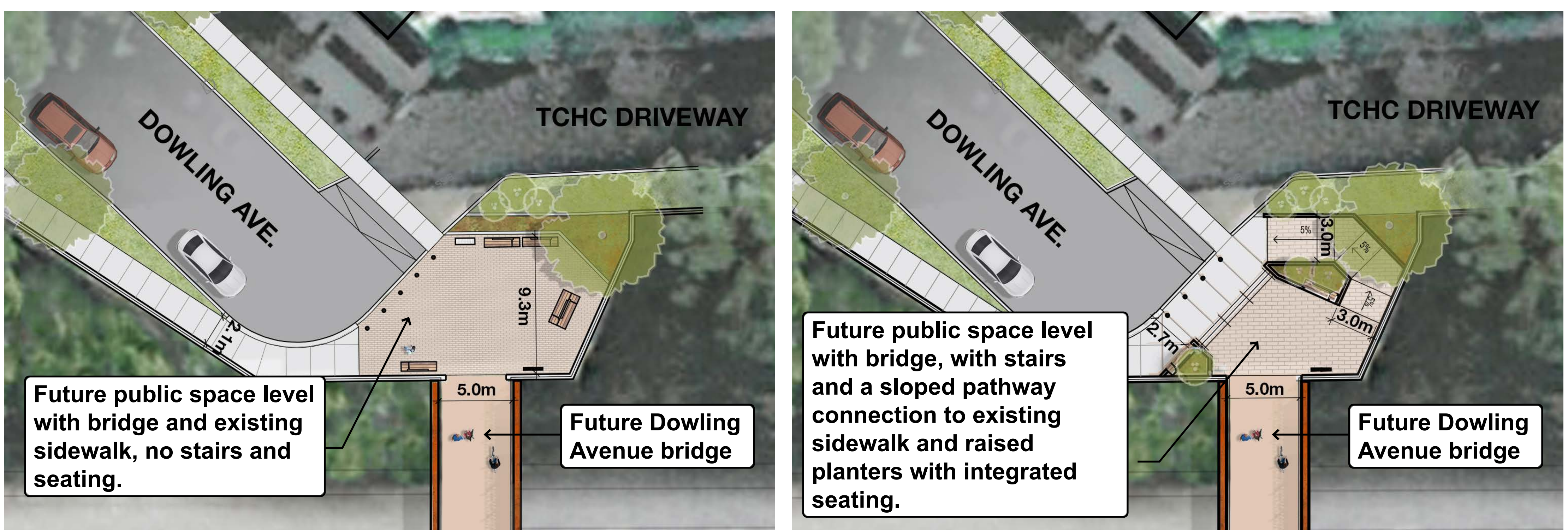
- The City will be replacing the temporary bridges at Dunn and Dowling Avenues in the next 2-3 years.
- The new permanent bridge at the foot of Dowling Avenue will remain a dedicated pedestrian and cycling crossing, with no motor vehicles.
- A new public space will be created at the north end of the bridge, next to the Toronto Community Housing (TCHC) residence at 75 Dowling Avenue.

# Existing Conditions & Design Constraints



Existing Dowling Avenue and Temporary Bridge

- The public space will be located at the north end of the new Dowling Avenue bridge and will be approximately 9 metres x 12 metres.
- The public space must provide a barrier-free pathway from the new bridge to the existing Dowling Avenue sidewalks, and maintain vehicular access to the existing TCHC driveway and fire route.
- The final public space design will be coordinated with both the bridge design and required clearances over the railway.



Concepts showing two ways to design the north landing area

## Dowling Avenue Bridge

# Core Design Elements



Railings and barriers to be integrated with the bridge design



Street and Public Space Lighting



Interpretive Plaque and/or signage



Information Sign



Vehicular Control Bollards



Accessible Pavement Design

## Examples of Public Space Design Elements

- The design must follow City of Toronto design policies and guidelines for safety, accessibility and maintenance.
- The public space must provide safe, barrier-free access from the bridge to the public sidewalk.
- Public art will be selected through a competitive process.


# Design Elements and Activities



Benches



Lookout and Seating



Seat Walls


## Examples of Seating, Lookouts and Rest Areas



Bike Rings



Bike Rings



Bike Repair Station

## Examples of Cycling Amenities



Raised Planting Beds




Naturalized Planting and Open Planters

## Examples of Planting & Naturalized Features

# Design Elements and Activities



Concrete Unit Pavers



Enhanced Concrete Pavement with Tree Planting



Termoplastic Pavement Markings



Integrated Feature Lighting

## Enhanced Features and Materials

- Space is limited and choices need to be made about which design options to include in the new public space.
- From the options and enhancements presented, let us know what you would like to see.

**We welcome your feedback!**  
[www.toronto.ca/dunndowling](http://www.toronto.ca/dunndowling)