

City of Toronto – Parks, Forestry & Recreation

Redpath Avenue Parkette Improvements

Phase 2: Exploring Options Survey Summary Report

July 2023

Kaila Johnson, Senior Project Coordinator
Kim Behrouzian, Senior Public Consultation Coordinator



Contents

Introduction	2
How We Reached People	2
Print Media	2
Digital Media	2
Recap from Phase 1 – A New Vision for Redpath Avenue Parkette	3
Online Survey	4
1. Confirming the Vision Statement and Design Principles	4
2. Exploring the Design Options	5
3. Selecting a Preferred Design Option	11
4. Understanding Who We Heard From.....	12
Next Steps	12
Appendix A: Quantitative Response Summary	

Introduction

The City has engaged the Mount Pleasant West community to develop a new parkette vision and design for Redpath Avenue Parkette, located near Erskine Avenue and Redpath Avenue. The objectives of the new design are to enhance the parkette's function for everyday use, while expanding creative and fun play opportunities for children, youth, families and older adults of all abilities. The improvements are proposed to include upgrades to the pathways, playground, seating and gathering areas, drainage and other park features.

Community Engagement Phase 2: Exploring Design Options

This phase of the community engagement process started in June 2023. In this phase, the City and its design consultant developed three draft design options for the parkette based on outcomes of Phase 1. The design options were presented to the community for feedback which will be used to develop a single preferred design for the parkette. The following sections provide a summary of what we heard through the online survey.

How We Reached People

In general, the community was informed of engagement activities through social and print media, listed below:

Print Media

Community Mail Outs (Postcards)

7,578 postcards advertising the project webpage and online survey were delivered to addresses in the neighbourhood within 500m of the site.

Digital Media

Project Webpage

A webpage (toronto.ca/RedpathAvenue) was set up to act as a communications portal to inform the public about the new park project. The webpage hosts all up to date information regarding the project, including a sign-up button for e-updates.

Social Media and Digital Ads

The City of Toronto used its Facebook and Instagram accounts to promote the virtual community meeting and online survey through paid advertisements and organic posts from May 19 to June 11, 2023.



Recap from Phase 1 – A New Vision for Redpath Avenue Parkette

Earlier this year the project team created a new vision for Redpath Avenue Parkette that builds on the input, shared experiences, and learnings gathered from the Mount Pleasant West community in Phase 1 engagement. The following draft vision statement and design principles were developed for review in Phase 2 of engagement, where the community was asked to share feedback to help finalize and confirm both going forward.

Draft Vision Statement

"Redpath Avenue Parkette is a welcoming space for relaxation and play. It is a place that connects nature and the community, bringing together people of different backgrounds, ages, and interests to pursue fun and creative play opportunities, and to celebrate life with friends, family, and neighbours. It is the heart of a healthy, green, and connected community in midtown Toronto."

Design Principles

Welcome All People

Support community safety, comfort and accessibility for all ages and abilities as a top priority.

Balance Space for Relaxation and Active Play

Enhance and diversify amenity options, while balancing space for quiet relaxation and for fun play opportunities.

Champion Resilient Approaches

Protect, add and enhance healthy ecosystems. Add new plantings that provide shade and spatial definition.

Improve Entrances, Edges and Flows

Restore park edges and entrances, and create a design that flows and connects with surrounding areas, parkette amenities and natural areas.

*Vision shapes
the proposed
improvements*

Phase 2: Exploring Options worked off the outcomes of Phase 1 to develop three design options for the proposed improvements. To review the design options, visit the project webpage:

toronto.ca/RedpathAvenueParkette

Online Survey

485

Respondents

Over 485 people responded to an online survey between May 19 to June 11, 2023 to share feedback on the three draft design options for the parkette improvements. The feedback will help develop a single preferred design option. Full results can be found in Appendix A.

The survey had four main components:

1

Confirming the Vision Statement and Design Principles

This section allowed participants to provide final iterative comments. Feedback will be reviewed to provide updates to the vision and design principles.

2

Exploring the Design Options

This section allowed participants to indicate their level of agreement or disagreement with a series of statements about the elements in each design. Participants also rated preferences for the playground and fitness equipment options.

3

Selecting a Preferred Design Option

This section allowed participants to select their preferred design between the three options presented.

4

Understanding Who We Heard From

This section asked about who is filling out the survey, to understand who it reached and whose feedback we may be missing.

1. Confirming the Vision Statement and Design Principles

When asked if the **vision statement** reflects what respondents want the parkette to become, the **majority of respondents (77%) liked the vision statement**, compared to 18% of respondents who would change the vision statement a little, 2% who would change the vision statement a lot, and 3% of respondents who didn't know/preferred not to answer.

When asked if the **design principles** provide useful recommendations to guide the project and design process, the **majority of respondents agreed that they are necessary and useful** to achieve the vision statement. Responses are as shown:

- 76% agree that **championing resilient approaches** is necessary and useful
- 81% agree that **improving entrances, edges and flows** is necessary and useful
- 85% agree that **welcoming all people** is necessary and useful
- 88% agree that **balancing space for relaxation and play** is necessary and useful

2. Exploring the Design Options

For each design option, the survey provided a series of statements about the features and asked respondents if they strongly agree, agree, disagree, or strongly disagree.

Design Option 1: Central Green



Design Focus:

Parkette features are arranged around a central open lawn area. A range of seating types such as benches, seatwalls, and platforms are spread throughout the parkette, offering many different viewpoints and spaces for people to choose from. This allows small groups to sit in the park at once, and for individual park users to choose a place to sit that best suits their needs and mood.

Survey Questions:

The pathway layout connects with parkette features, natural areas, and its surroundings

- **78% of respondents agree**
- 14% of respondents are neutral
- 8% of respondents disagree

Majority of respondents like the pathway layout in this design

There is enough flexible space, like the open lawn, to relax, play, and gather in small groups

- **71% of respondents agree**
- 21% of respondents are neutral
- 8% of respondents disagree

Majority of respondents like the open lawn in this design

I like the shape and size of the play area

- **64% of respondents agree**
- 19% of respondents are neutral
- 17% of respondents disagree

Majority of respondents like the play area in this design

There are enough new trees and plantings that provide shade and spatial definition

- **64% of respondents agree**
- 19% of respondents are neutral
- 17% of respondents disagree

Majority of respondents like the greenery in this design

I like the shape and size of the fitness area

- **43% of respondents agree**
- 40% of respondents are neutral
- 17% of respondents disagree

Nearly split with 57% of respondents being neutral or disagreeing with the fitness area

There is enough seating options throughout

- **47% of respondents agree**
- 21% of respondents are neutral
- 32% of respondents disagree

Nearly split with 53% of respondents being neutral or disagreeing with the seating options

Design Option 2: Central Play



Design Focus:

Parkette features are arranged around a central playground and an introduced picnic area. A range of seating types such as benches, seatwalls, and platform seating are oriented towards the central play and gathering area, offering a main focal point and clustering of activity at the centre of the parkette.

Survey Questions:

The pathway layout connects with parkette features, natural areas, and its surroundings

- **57% of respondents agree**
- 20% of respondents are neutral
- 23% of respondents disagree

43% of responses are neutral or disagree with the pathway layout

There is enough flexible space, like the open lawn, to relax, play, and gather in small groups

- **45% of respondents agree**
- 21% of respondents are neutral
- 34% of respondents disagree

55% of respondents are neutral or disagree with the amount of flexible space in this design

I like the shape and size of the play area

- **44% of respondents agree**
- 19% of respondents are neutral
- 37% of respondents disagree

56% of respondents are neutral or disagree with the play area

There are enough new trees and plantings that provide shade and spatial definition

- **61% of respondents agree**
- 18% of respondents are neutral
- 21% of respondents disagree

Majority of respondents like the greenery (vs. 64% in Design Option 1)

I like the shape and size of the fitness area

- **41% of respondents agree**
- 38% of respondents are neutral
- 21% of respondents disagree

59% of respondents are neutral or disagree with the fitness area (vs. 57% in Design Option 1)

There is enough seating options throughout

- **50% of respondents agree**
- 22% of respondents are neutral
- 28% of respondents disagree

50% of respondents are neutral or disagree with seating options (vs. 53% in Design Option 1)

Design Option 3: Central Commons



Design Focus:

Combines popular elements from the previous design options to include a central commons (as shown in Central Green) and a central picnic area (as shown in Central Park) to provide a mix and balance of spaces to relax, play and gather in small groups.

Survey Questions:

The pathway layout connects with parkette features, natural areas, and its surroundings

- **78% of respondents agree**
- 15% of respondents are neutral
- 7% of respondents disagree

Majority of respondents like the pathway layout similar to Design Option 1

There is enough flexible space, like the open lawn, to relax, play, and gather in small groups

- **71% of respondents agree**
- 17% of respondents are neutral
- 12% of respondents disagree

Majority of respondents like the open lawn similar to Design Option 1

I like the shape and size of the play area

- **70% of respondents agree**
- 16% of respondents are neutral
- 14% of respondents disagree

Majority of respondents like the open lawn (vs. 64% in Design Option 1)

There are enough new trees and plantings that provide shade and spatial definition

- **67% of respondents agree**
- 19% of respondents are neutral
- 14% of respondents disagree

Majority of respondents like the greenery (vs. 64% in design option 1 and 61% in Design Option 2)

I like the shape and size of the fitness area

- **54% of respondents agree**
- 31% of respondents are neutral
- 15% of respondents disagree

Nearly split with 46% of respondents being neutral or disagreeing with the fitness area

There is enough seating options throughout

- **59% of respondents agree**
- 20% of respondents are neutral
- 21% of respondents disagree

Nearly split with 41% of respondents being neutral or disagreeing with the seating options

Playground Equipment

- **Playground equipment** ranked as the top three choices included:
 1. Barn themed senior and junior play structure that combines climbing structures, senior spiral slide, and a junior slide (71%)
 2. Swing set with an accessible swing, belt swings, and disk swing (66%)
 3. Balance and post play (63%)
- Less popular equipment options included:
 4. Sensory sand play (61%)
 5. Spinners (50%)

Fitness Equipment and Features

- **Fitness equipment** ranked as the top three choices included:
 1. Water bottle filler and drinking fountain (78%)
 2. Pull up bars (63%)
 3. Custom benches (51%)

- Less popular equipment options included:
 4. Fitness hurdles (42%)
 5. Climbing net (36%)

Other responses included a fitness sign, climbing rope, stairs, overhead climbers.

3. Selecting a Preferred Design Option

When asked to select a preferred Design Option, **Design Option 3: Central Commons (38%) was the popular choice**, closely followed by Design Option 1: Central Park (31%) and Design Option 2: Central Play (28%). 4% of respondents didn't know or didn't like any option.



Design Option 3: Central Commons is the popular choice

4. Understanding Who We Heard From

Participants were asked to provide demographic information. This helps the City better understand who participated and whether particular groups in the community were missed during the engagement process. A summary of the demographic findings can be found in Appendix A.

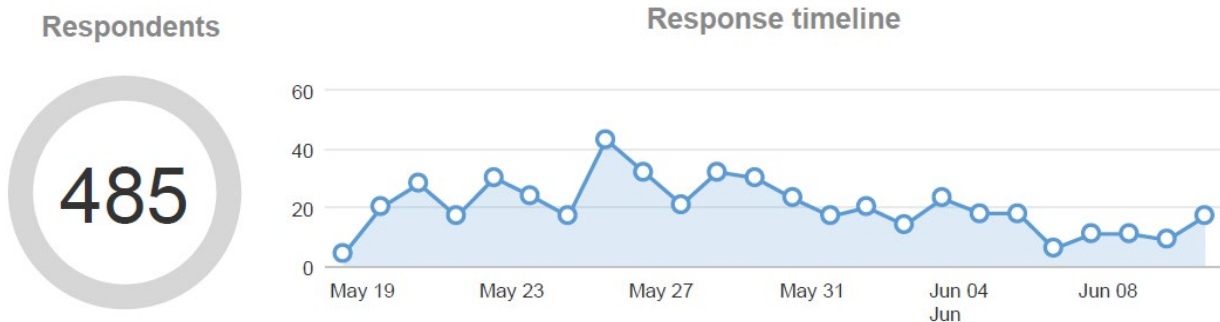
Next Steps

The feedback received from this phase of community engagement will be used to develop a single preferred design option. To be notified about upcoming engagements for the new park, visit the project webpage at toronto.ca/RedpathParkette to sign up for e-updates.



Appendix A: Quantitative Response Summary

Survey Results



N 485

Does the parkette vision statement reflect what you want the new park to become?

	Count	% of responses	%
Yes: I like the vision statement.	374		77%
Somewhat: I would change the vision statement a little.	87		18%
No: I would change the vision statement a lot.	8		2%
I am not sure	16		3%

N 485

Do the design principles provide useful recommendations to guide the project and design process?

	Average	Count	% of responses
Champion resilient approaches	30%	485	
Improve entrances, edges and flows	25%	485	
Welcome all people	20%	485	
Balance space for relaxation and active play	19%	485	
I would also add: (leave blank if you have nothing to add!)	18%	157	

■ Necessary to achieve the vi...
 ■ Useful to achieve the vision
 ■ Encouraged to achieve the v...
 ■ Might help to achieve the v...

N 485

Do the design principles provide useful recommendations to guide the project and design process? 157 (18%) participants responded with the following items, grouped and summarized as follows:

- Necessary to achieve the vision:
 - Add Greenery
 - Area for dogs to run off leash
 - Delineated spaces e.g., fence around playground and area for dogs

- Awareness and educational opportunities of native species plantings
- Peaceful and quiet space
- Sustainable drainage and strategies to mitigate excess water flow
- Less paved space
- Place for children to play / Improve and expand play options
- Shade
- Encouraged to achieve the vision:
 - Add art or visually joyful elements
 - Ensure native plants are used in the landscaping
- Might help to achieve the vision:
 - Water fountain

Design Option 1:

Please indicate your level of agreement with the following statements about this design option.

	Average	Count	% of responses				
The pathway layout connects with parkette features, natural areas, and its surroundings	25%	360	32%	46%	14%	7%	
There is enough flexible space, like the open lawn, to relax, play, and gather in small groups	28%	360	25%	46%	21%	6%	
I like the shape and size of the play area	33%	360	24%	40%	19%	13%	1%
There are enough new trees and plantings that provide shade and spatial definition	34%	360	20%	44%	19%	14%	1%
I like the shape and size of the fitness area	41%	360	12%	31%	40%	12%	1%
There is enough seating options throughout	44%	360	14%	33%	21%	24%	7%

■ Strongly Agree
 ■ Agree
 ■ Neutral
 ■ Disagree
 ■ Strongly Disagree

N 360

Design Option 2:

Please indicate your level of agreement with the following statements about this design option.

	Average	Count	% of responses
There are enough new trees and plantings that provide shade and spatial definition	36%	360	 21% 19% 18% 17% 5%
The pathway layout connects with parkette features, natural areas, and its surroundings	38%	360	 19% 19% 18% 19% 5%
There is enough seating options throughout	42%	360	 17% 16% 19% 17% 7%
I like the shape and size of the fitness area	44%	360	 13% 15% 18% 19% 6%
There is enough flexible space, like the open lawn, to relax, play, and gather in small groups	45%	360	 16% 13% 19% 19% 5%
I like the shape and size of the play area	45%	360	 22% 2% 19% 24% 11%

Strongly Agree Agree Neutral Disagree Strongly Disagree

N 360

Design Option 3:

Please indicate your level of agreement with the following statements about this design option.

	Average	Count	% of responses
The pathway layout connects with parkette features, natural areas, and its surroundings	25%	360	 32% 14% 15% 10% 5%
I like the shape and size of the play area	28%	360	 35% 0% 16% 10% 5%
There is enough flexible space, like the open lawn, to relax, play, and gather in small groups	29%	360	 29% 13% 17% 10% 5%
There are enough new trees and plantings that provide shade and spatial definition	31%	360	 27% 13% 19% 11% 5%
There is enough seating options throughout	35%	360	 26% 7% 19% 15% 5%
I like the shape and size of the fitness area	36%	360	 22% 10% 19% 10% 5%

Strongly Agree Agree Neutral Disagree Strongly Disagree

N 360

Overall Preference

Overall, which parkette design option do you prefer?

	Count	% of responses	%
Parkette Design 1: Central Park	112		31%
Parkette Design 2: Central Play	99		28%
Parkette Design 3: Central Commons	137		38%
I don't know/prefer not to answer	3		1%
I don't like any option	9		3%

N 360

Playground Features

1. Barn Themed senior and junior play structure that combines the following features:

- Climbing structures e.g., spider webs, nets, and barn ladders
- Senior spiral slide
- Junior slide

Do you like or dislike this feature?




	Count	% of responses	%
I like it	254		71%
Neutral	54		15%
I dislike it	49		14%

N 357

2. Nature themed swing set including

- Accessible swings
- Group disk swing




Do you like or dislike this feature?

	Count	% of responses	%
I like it	235		66%
Neutral	79		22%
I dislike it	43		12%

N 357

3. Balance and post play




Do you like or dislike this feature?

	Count	% of responses	%
I like it	225		63%
Neutral	69		19%
I dislike it	63		18%

N 357

4. Spinners




Do you like or dislike this feature?

	Count	% of responses	%
I like it	180		50%
Neutral	108		30%
I dislike it	69		19%

N 357

5. Sensory and sand play







Do you like or dislike this feature?

	Count	% of responses	%
I like it	218		61%
Neutral	69		19%
I dislike it	70		20%

N 357

Fitness Features

What types of fitness equipment and features are most important to include? Select all that apply.

	Count	% of responses	%
Water bottle filler and drinking fountain	279		78%
Pull up bars	226		63%
Custom benches	182		51%
Fitness hurdles	151		42%
Climbing net	128		36%
Other (please describe):	53		15%

N 356

What types of fitness equipment and features are most important to include? 53 (15%) participants responded with the following items, grouped and summarized as follows:

- Monkey bars
- Fitness signage
- Stairs
- Hoops
- Rock climbing
- Body weight machines
- No fitness equipment

Demographics

What is the age of the person filling out this survey?

	Count	% of responses	%
0 to 4 years old	0		
5 to 12 years old	1		0%
13 to 18 years old	2		1%
19 to 29 years old	67		19%
30 to 39 years old	123		35%
40 to 55 years old	90		26%
56 to 64 years old	23		7%
65 to 74 years old	20		6%
75 years old or above	13		4%
Prefer not to answer	10		3%

N 349

Sexual orientation describes a person's emotional, physical, romantic, and/or sexual attraction to other people. What best describes the sexual orientation of the person filling out this survey?

	Count	% of responses	%
Heterosexual or straight	227		65%
Prefer not to answer	65		19%
Bisexual	24		7%
Gay	13		4%
Queer	12		3%
Lesbian	6		2%
Don't know	5		1%
Not listed, please describe	5		1%
Two-Spirit	3		1%

N 349

People often describe themselves by their race or racial background. For example, some people consider themselves "Black", "White" or "East Asian". Which race category best describes the person filling out this survey? Select all that apply.

	Count	% of responses	%
White (e.g. English, Greek, Italian, Portuguese, Russian, Slovakian)	195		56%
Prefer not to answer	66		19%
East Asian (e.g. Chinese, Japanese, Korean)	25		7%
Latin American (e.g. Brazilian, Colombian, Cuban, Mexican, Peruvian)	25		7%
More than one race category or mixed race	16		5%
South Asian or Indo-Caribbean (e.g. Indian, Indo- Guyanese, Indo-Trinidadian, Pakistani, Sri Lankan)	14		4%
First Nations (status, non-status, treaty or non-treaty), Inuit or Métis	8		2%
Arab, Middle Eastern or West Asian (e.g. Afghan, Armenian, Iranian, Lebanese, Persian, Turkish)	7		2%
Other, please describe	7		2%
Black (e.g. African, African-Canadian, Afro-Caribbean)	5		1%
Southeast Asian (e.g. Filipino, Malaysian, Singaporean, Thai, Vietnamese)	5		1%

Indigenous people from Canada identify as First Nations (status, non-status, treaty or non-treaty), Inuit, Métis, Aboriginal, Native or Indian. Does the person filling out this survey identify as Indigenous to Canada?

	Count	% of responses	%
Yes	10		3%
No	307		88%
Prefer not to answer	32		9%






N 349

Disability is understood as any physical, mental, developmental, cognitive, learning, communication, sight, hearing or functional limitation that, in interaction with a barrier, hinders a person's full and equal participation in society. A disability can be permanent, temporary or episodic, and visible or invisible. Does the person filling out this survey identify as a person with a disability?

	Count	% of responses	%
Yes	44		13%
No	259		74%
Don't know	4		1%
Prefer not to answer	42		12%

N 349

What best describes your current housing situation?

	Count	% of responses	%
Home owner	115		33%
Renting	200		57%
Permanently living with parent(s) or other family member(s)	15		4%
Temporarily staying with others (no fixed address)	2		1%
Unhoused (staying outside, in a shelter, in a 24-hour respite)	0		
Prefer not to answer	17		5%
Not listed, please describe	0		









N 349

What best describes you and your household's access to outdoor space?

	Count	% of responses	%
I have access to private outdoor space like a yard	92		26%
I have access to semi-private/shared outdoor space	71		20%
I only have access to public spaces like parks (I do not have access to private or semi-private outdoor space)	172		49%
Prefer not to answer	14		4%

N 349

How did you find out about this survey? Select all that apply.

	Count	% of responses	%
Social Media (e.g. Facebook, Instagram etc.)	195		56%
Mailer to my home	93		27%
Park sign	49		14%
Word of mouth	19		5%
Email from the project team	9		3%
Councillor's Office communications	4		1%
I don't know/Prefer not to answer	4		1%
The project webpage	3		1%

N 349