




























# WASTE COLLECTION SCHEDULE 2024

Please keep this annual schedule for your reference throughout the year.














**HOUSEHOLD COLLECTION**  
WEDNESDAY | DAY 1

January 2024							February 2024							March 2024						
S	M	T	W	T	F	S	S	M	T	W	T	F	S	S	M	T	W	T	F	S
	1	2	3 	4 	5	6					1	2	3						1	2
7	8	9	10 	11	12	13	4	5	6	7 	8	9	10	3	4	5	6 	7	8	9
14	15	16	17 	18	19	20	11	12	13	14 	15	16	17	10	11	12	13 	14	15	16
21	22	23	24 	25	26	27	18	19	20	21 	22	23	24	17	18	19	20 	21	22	23
28	29	30	31 				25	26	27	28 	29			24	25	26	27 	28	29	30
														31						














  

April 2024							May 2024							June 2024						
S	M	T	W	T	F	S	S	M	T	W	T	F	S	S	M	T	W	T	F	S
	1	2	3 	4	5	6				1 	2	3	4							1
7	8	9	10 	11	12	13	5	6	7	8 	9	10	11	2	3	4	5 	6	7	8
14	15	16	17 	18	19	20	12	13	14	15 	16	17	18	9	10	11	12 	13	14	15
21	22	23	24 	25	26	27	19	20	21	22 	23	24	25	16	17	18	19 	20	21	22
28	29	30					26	27	28	29 	30	31		23	24	25	26 	27	28	29
														30						

July 2024							August 2024							September 2024						
S	M	T	W	T	F	S	S	M	T	W	T	F	S	S	M	T	W	T	F	S
	1	2	3 	4	5	6					1	2	3	1	2	3	4 	5	6	7
7	8	9	10 	11	12	13	4	5	6	7 	8	9	10	8	9	10	11 	12	13	14
14	15	16	17 	18	19	20	11	12	13	14 	15	16	17	15	16	17	18 	19	20	21
21	22	23	24 	25	26	27	18	19	20	21 	22	23	24	22	23	24	25 	26	27	28
28	29	30	31 				25	26	27	28 	29	30	31	29	30					

October 2024							November 2024							December 2024						
S	M	T	W	T	F	S	S	M	T	W	T	F	S	S	M	T	W	T	F	S
		1	2 	3	4	5						1	2	1	2	3	4 	5	6	7
6	7	8	9 	10	11	12	3	4	5	6 	7	8	9	8	9	10	11 	12	13	14
13	14	15	16 	17	18	19	10	11	12	13 	14	15	16	15	16	17	18 	19	20	21
20	21	22	23 	24	25	26	17	18	19	20 	21	22	23	22	23	24	25 	26	27	28
27	28	29	30 	31			24	25	26	27 	28	29	30	29	30	31				

SF-DAY-WED1



# CURBSIDE COLLECTION

Your Green Bin, Blue Bin, Garbage Bin, yard waste and oversized items must be set out **no earlier than 8 p.m. the night before and no later than 7 a.m. on your scheduled collection day.** The lid opening must face the street and the bins must be set out squarely facing the street.

**TO THE CURB  
NO LATER THAN  
7 A.M.**

To order, exchange or request a repair for a **Blue Bin, Garbage Bin or Green Bin**, visit: [toronto.ca/311](http://toronto.ca/311) or call 311. Fees apply when upsizing your garbage bin.



## GREEN BIN ORGANICS

- Do NOT put items in loose.
- You must line your kitchen catcher or outdoor Green Bin. Do not line both.
- Use a plastic or paper bag for either container. Compostable bags are not necessary.
- The handle of the bin must be set in the locked position.



## BLUE BIN RECYCLING

- Put items in LOOSE and not bagged (except for shredded paper and paper less than 2 inches on any side).
- Do NOT line your Blue Bin with a plastic bag.
- All recycling should fit in your Blue Bin with the lid closed.
- Ties/bungee cords must be completely removed before collection.
- Put any excess recycling in a clear plastic bag beside your Blue Bin. Bags cannot be larger than your Blue Bin.
- Please flatten and cut down all cardboard and place in your Blue Bin. Excess cardboard should be flattened and bundled to a size that would fit in the Blue Bin and placed beside the bin.



## GARBAGE BIN

- Garbage must fit in your Garbage Bin with the lid closed.
- Ties/bungee cords must be completely removed before collection.
- Garbage Tags can be purchased at [toronto.ca/solidwastestore](http://toronto.ca/solidwastestore) or Toronto Canadian Tire and Shoppers Drug Mart stores. Tags never expire.



### EXCESS GARBAGE

- Must be put in a regular garbage bag.
- Must have a Garbage Tag.
- Bags cannot weigh more than 20 kg (44 lb).

### REDUCE YOUR WASTE AND DOWNSIZE YOUR BIN TO SAVE MONEY

To change your bin size, contact 311



## YARD WASTE

- Use a paper yard waste bag or rigid open-topped container (external height no less than 55 cm and no greater than 95 cm).
- Yard waste in plastic bags or cardboard boxes will not be collected.
- Grass clippings, sod and soil will not be collected. Remove excess soil from pulled weeds.
- Secure brush and branches in bundles no longer than 1.2 m (4 ft), no wider than 0.6 m (2 ft) and no heavier than 20 kg (44 lb).
- Diameter of the branches cannot exceed 7.5 cm (3 in). For branches that exceed this size, make arrangements with a private company for collection.
- Visit [toronto.ca/yardwaste](http://toronto.ca/yardwaste) for more information.

## ELECTRONIC WASTE

Electronic waste (e.g., keyboards, computer cables, televisions) can be left next to your Garbage Bin for pickup on garbage day. Small electronic items should be put out in a clear plastic bag or cardboard box.



## ITEMS NOT ACCEPTED AT CURBSIDE OR DROP-OFF DEPOTS

Dead animals, rocks, sand, gravel, bricks, concrete, cinder blocks, paving stones, asphalt, ammunition, asbestos, etc. **Contact a private company to arrange for proper disposal of these items.**

## OVERSIZED ITEMS


Items that will not fit in your Garbage Bin, even when empty, are considered oversized.

**Oversized items can be left 0.5 m (2 ft) away from your Garbage Bin on Garbage day for regular collection. No Garbage Tags or appointment required.**



### Furniture

Box springs, dressers, chairs, mattresses, patio furniture, etc.



### Sofa beds

It is not necessary to separate the metal frame from the sofa. For safety reasons, the frame must be tied to prevent it from springing open.



### Wall Units

Separate into lengths no greater than 2.5 m (8 ft).



### Metal

Appliances, including fridges and ovens (doors removed), barbecues (no propane tanks).



### Carpeting, underpad and linoleum

Items must be tied in rolls no longer than 1.2 m (4 ft) and weighing less than 20 kg (44 lb).



### Toilets

If the tank is removable, it must be separated from the bowl.



### Other

Luggage, skis, lamps, baby strollers, baby car seats, etc.

## HOUSEHOLD HAZARDOUS WASTE

Items such as batteries, cooking oil, medications, bleach, propane tanks and cylinders, syringes/needles, paint and fuel are considered household hazardous waste and will not be collected at the curb. For a complete list of household hazardous waste products and proper disposal options, visit [toronto.ca/hhw](http://toronto.ca/hhw).

**WASTE WIZARD**

**KNOW BEFORE YOU THROW!**

To find out what waste goes where, visit [toronto.ca/wastewizard](http://toronto.ca/wastewizard) or contact 311.

[toronto.ca/waste](http://toronto.ca/waste)

Call 311 (TTY: 416-338-0889), email [311@toronto.ca](mailto:311@toronto.ca) or complete an online service request at [toronto.ca/311](http://toronto.ca/311)