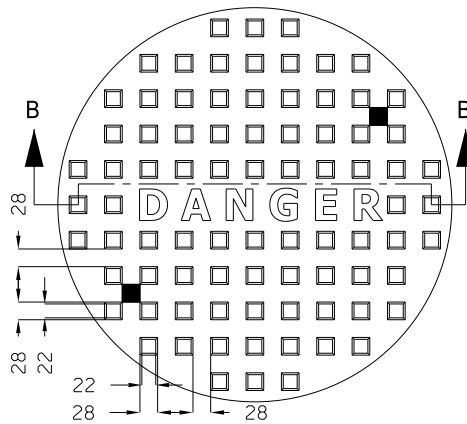



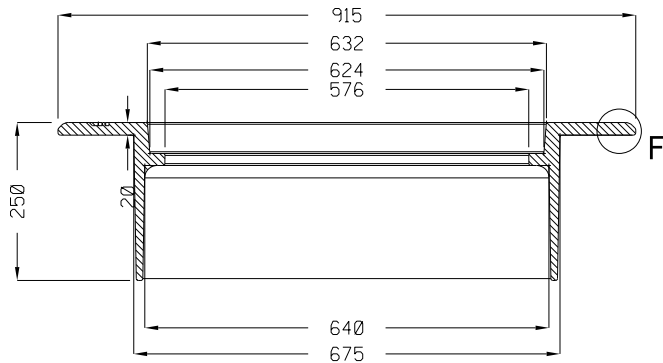
PLAN



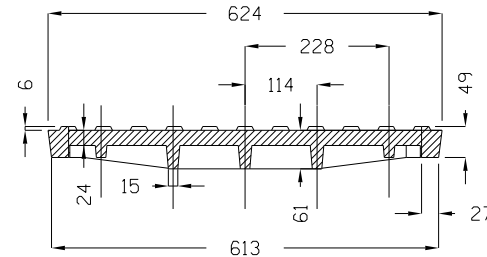
TYPE A
CLOSED COVER



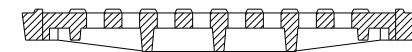
TYPE B
OPEN COVER



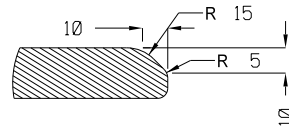
SECTION A-A



SECTION B-B



SECTION C-C



DETAIL F

NOTES :

1. MAINTENANCE HOLE COVER MATERIAL ACCORDING TO OPSS.MUNI 1850.
2. FRAME MATERIAL SHALL BE DUCTILE IRON ACCORDING TO ASTM A536 CLASS 80-55-06.
3. DIMENSIONS OF TYPE A AND B COVERS ARE THE SAME, EXCEPT FOR VENT IN TYPE B.

All dimensions are in millimetres unless otherwise shown.

ENGINEERING & CONSTRUCTION SERVICES STANDARD DRAWING

REV 0 SEP 2023



IFC MAINTENANCE HOLE FRAME AND COVER

T-1120.09-1

NTS SHEET 1