

City of Toronto – Parks, Forestry and Recreation

New Park at 1001 The Queensway

Phase 2: Exploring Design Options Online Survey Summary

March 2024

Leigh Lichtenberg, Project Coordinator
Elijah Bawuah, Senior Public Consultation Coordinator



Contents

Introduction	2
Who We Heard From	2
How We Reached People	3
What We Heard	3
Next Steps	8
Appendix A: Respondent Demographics	9
Appendix B: Quantitative Responses	14
Appendix C: Qualitative Responses	19

Introduction

A new 1849.8 m² park is coming to 1001-1037 The Queensway as part of a mixed-use development project near Islington Avenue and The Queensway, in the Islington-City Centre West neighbourhood. The park design is being developed with the help of community and stakeholder feedback in order to meet the needs of the growing community.

The project is in phase two of the community engagement process. This document provides a summary of what we heard through an online survey that ran from January 22 to February 11, 2024. The survey presented two design options for the new park. A visioning survey was completed in phase one of the community engagement process that gathered feedback from the community regarding their ideas and preferences for the new park.

Project Background

Project Scope

The scope of the project is summarized below:

- Visioning
- Concept designs – **WE ARE HERE**
- Design development and detailed design
- Procurement and construction

Project Timeline

- April 2022: Hire a design team
- Fall 2022 to Early Winter 2024: Community engagement
 - Phase 1:
 - ThoughtExchange
 - Phase 2:
 - Online Survey
 - Public Meeting (completed)
- Early Winter to Late 2024: Design development and detailed design
- Spring 2025: Hire a construction team
- Fall 2025: Construction starts
- Summer 2026: Construction complete

Who We Heard From

748+

Participants

The online survey received **295** responses from at least **748** participants of various ages and backgrounds, including members of the same household.

Survey respondents were asked to provide demographic information. This information helps the City better understand who participated in the survey

and whether particular groups in the community were overlooked during the engagement process.

A full summary of respondent demographics can be found in Appendix A.

How We Reached People

In general, the community was informed of the online survey through print and digital media.

Print Media

Signage

Project information was displayed on large notice boards placed near the site of the new park. These notice boards provided information about the project, details about the online survey, and how to access additional information on the project webpage.

Digital Media

Project Webpage

The webpage (toronto.ca/1001TheQueenswayPark) provided up-to-date information about the project, details about the online survey, and a sign-up button for community members to subscribe to email updates.

Flyer

A digital flyer was circulated to community groups and the local Councillor's Office for additional distribution.

Social Media Advertisements

The online survey was promoted through paid advertisements and organic posts on the Parks, Forestry and Recreation division's [Facebook](#), [Instagram](#), and [X](#) accounts from January 23 to February 11, 2024.



What We Heard

The community feedback collected through the online survey will inform the preferred design of the new park.

Key Feedback

The following is a summary of the key feedback collected through the survey.

Respondents were asked which of the two design options they prefer overall:

- **56%** liked Option A

- **27%** liked Option B
- **11%** liked both options equally
- **5%** didn't like either option

Respondents were asked to indicate their level of agreement with the following statements about Option A:

- "There are enough seating options throughout"
 - **81%** agreed or strongly agreed
 - **13%** neither agreed nor disagreed
 - **6%** disagreed or strongly disagreed
- "I like the curvilinear (circular and curved shapes) design"
 - **74%** agreed or strongly agreed
 - **16%** neither agreed nor disagreed
 - **10%** disagreed or strongly disagreed
- "I like the location of the perennial gardens (number 2)"
 - **72%** agreed or strongly agreed
 - **23%** neither agreed nor disagreed
 - **5%** disagreed or strongly disagreed
- "I like the central gathering lawn space"
 - **72%** agreed or strongly agreed
 - **19%** neither agreed nor disagreed
 - **8%** disagreed or strongly disagreed
- "There is enough flexible space, like the open lawn, to relax, play, and gather in small groups"
 - **69%** agreed or strongly agreed
 - **18%** neither agreed nor disagreed
 - **13%** disagreed or strongly disagreed
- "I like the location of the children's play area (number 3)"
 - **62%** agreed or strongly agreed
 - **28%** neither agreed nor disagreed
 - **10%** disagreed or strongly disagreed
- "There are enough new trees and plantings that provide shade and spatial definition"
 - **68%** agreed or strongly agreed
 - **17%** neither agreed nor disagreed
 - **15%** disagreed or strongly disagreed
- "I like the location and size of the shade structures (number 5)"
 - **64%** agreed or strongly agreed
 - **25%** neither agreed nor disagreed
 - **12%** disagreed or strongly disagreed
- "There is enough shade in the park"
 - **63%** agreed or strongly agreed
 - **22%** neither agreed nor disagreed
 - **15%** disagreed or strongly disagreed
- "I like the children's play area"
 - **59%** agreed or strongly agreed

- **26%** neither agreed nor disagreed
- **15%** disagreed or strongly disagreed

Respondents were asked to indicate their level of agreement with the following statements about Option B:

- “There are enough new trees and plantings that provide shade and spatial definition”
 - **70%** agreed or strongly agreed
 - **19%** neither agreed nor disagreed
 - **10%** disagreed or strongly disagreed
- "I like the location of the perennial gardens (number 3)"
 - **62%** agreed or strongly agreed
 - **32%** neither agreed nor disagreed
 - **7%** disagreed or strongly disagreed
- “There is enough shade in the park”
 - **63%** agreed or strongly agreed
 - **24%** neither agreed nor disagreed
 - **13%** disagreed or strongly disagreed
- “There are enough seating options throughout”
 - **62%** agreed or strongly agreed
 - **23%** neither agreed nor disagreed
 - **15%** disagreed or strongly disagreed
- “I like the games tables”
 - **57%** agreed or strongly agreed
 - **26%** neither agreed nor disagreed
 - **17%** disagreed or strongly disagreed
- “There is enough flexible space, like the open lawn, to relax, play, and gather in small groups”
 - **56%** agreed or strongly agreed
 - **25%** neither agreed nor disagreed
 - **19%** disagreed or strongly disagreed
- "I like the location and size of the shade structures (number 2)"
 - **54%** agreed or strongly agreed
 - **29%** neither agreed nor disagreed
 - **17%** disagreed or strongly disagreed
- "I like the location of the children's play area (number 5)"
 - **49%** agreed or strongly agreed
 - **39%** neither agreed nor disagreed
 - **11%** disagreed or strongly disagreed
- “I like the children's play area”
 - **40%** agreed or strongly agreed
 - **36%** neither agreed nor disagreed
 - **24%** disagreed or strongly disagreed
- “I like the angular (straight lines and boxy shapes) design”
 - **40%** agreed or strongly agreed
 - **29%** neither agreed nor disagreed

- **31%** disagreed or strongly disagreed

Respondents were asked if they prefer the playground structure in Option A or Option B:

- **65%** preferred Option A
- **25%** preferred Option B

Respondents were asked to select the three playground equipment they prefer most:

- **82%** preferred swings
- **60%** preferred a slide
- **49%** preferred a climbing wall
- **41%** preferred monkey bars
- **20%** preferred sensory play
- **15%** preferred spinners
- **11%** preferred puzzles
- **10%** preferred a teeter-totter

When asked if there were any features or amenities that weren't included in the design options that they would like to see in the new park, 97 respondents provided a comment:

- 27 comments regarding a **water feature**:
 - 17 respondents suggested adding a splash pad
 - 6 respondents suggested adding a fountain
 - 2 respondents suggested adding a misting station
 - A respondent suggested adding a pond
- 23 comments regarding **athletic or game amenities**:
 - 7 respondents suggested adding fitness equipment
 - 4 respondents suggested adding a running/walking track
 - 3 respondents suggested:
 - adding a ping pong table to Option A
 - adding a skating rink or trail
 - 2 respondents suggested:
 - adding pickleball courts
 - adding a scavenger hunt area
 - Other suggestions included:
 - adding chess tables
 - adding a protective area around the ping pong table
 - adding a soccer field
 - adding a rock climbing area
 - adding a skateboarding and scootering area
 - adding a bike area
 - adding a bocce ball or lawn games area
 - adding a trampoline
 - removing the ping pong table
- 12 respondents suggested adding **drinking fountains and/or bottle fillers**
- 10 comments regarding the **playground**:

- 2 respondents suggested:
 - adding swings, including a basket swing
 - adding a larger playground
- Other suggestions included:
 - adding accessible play equipment
 - adding a slide
 - adding rope climbing feature
 - adding more shade over the playground
 - adding a wider buffer area around the playground
 - removing the playground due to the proximity of a highway
- 10 respondents suggested adding **washrooms**
- 9 comments regarding **dogs**:
 - 7 respondents suggested adding an off-leash area
 - 2 respondents suggested adding a drinking fountain for dogs or pets
 - A respondent suggested adding a dog-friendly area away from the playground, such as a pet relief area
- 9 comments regarding **seating**:
 - 2 respondents suggested:
 - providing accessible seating and tables
 - adding benches
 - Other suggestions included:
 - installing fixed seating and tables
 - adding more seating
 - adding tiered seating with grass surfaces
 - adding unique furniture at the entrance to Option A
 - replacing seating with a ping pong table in Option A
- 5 comments regarding **trees**:
 - 3 respondents suggested adding more trees
 - A respondent noted that Option B has too many trees
 - Other suggestions included:
 - planting Evergreen trees to provide year-round greenery
 - planting large trees to buffer street noise and clean the air
- 4 comments regarding **plants**:
 - 2 respondents suggested planting native plants
 - Other suggestions included:
 - adding more plants
 - adding a community garden
 - including colourful plants
- 4 comments regarding **shade**:
 - 2 respondents suggested providing shade from trees
 - A respondent suggested adding more shaded areas
- 4 respondents suggested adding artwork such as a sculpture

- 3 respondents suggested adding bike parking such as bike racks
- 2 respondents suggested:
 - adding a barbecue or picnic area
 - adding waste receptacles, including dog waste receptacles
 - adding a restaurant or café such as an ice cream stand
 - adding a stage area
- Other suggestions included:
 - making the park colourful
 - adding more flexible, open lawn area
 - adding a quiet area
 - adding an area for markets
 - adding a pathway through the lawn in Option A
 - adding charging ports

The full quantitative and qualitative results can be found in Appendices B and C, respectively.

Next Steps

The feedback received from this phase of community engagement, including the online survey, will be used to develop a preferred park design. The final design will be posted to the project webpage in Early Winter 2024. To view the project timeline, to learn about previous community engagement activities, and to sign up for email updates, visit the project webpage at toronto.ca/1001TheQueenswayPark.

Appendix A: Respondent Demographics

What is the age of the person filling out this survey?

	Count	% of responses	%
0 to 4 years old	1		1%
5 to 12 years old	24		13%
13 to 18 years old	0		
19 to 29 years old	11		6%
30 to 39 years old	54		30%
40 to 55 years old	55		30%
56 to 64 years old	22		12%
65 to 74 years old	6		3%
75 years old or above	0		
Prefer not to answer	8		4%

N 181

Excluding yourself, how many people of each age group participated in this survey?











- 0 to 4 years old = 57
- 5 to 12 years old = 97
- 13 to 18 years old = 37
- 19 to 29 years old = 29
- 30 to 39 years old = 63
- 40 to 55 years old = 70
- 56 to 64 years old = 41
- 65 to 74 years old = 34
- 75 years old or above = 25

What language do you prefer speaking?

- English = 162 = 90%
- Spanish = 3 = 2%
- Albanian = 2 = 1%
- Hindi = 1 = 1%
- Portuguese = 1 = 1%




- Russian = 1 = 1%
- Tibetan = 1 = 1%
- Turkish = 1 = 1%
- Ukrainian = 1 = 1%

People often describe themselves by their race or racial background. For example, some people consider themselves "Black", "White" or "East Asian". Which race category best describes the person filling out this survey? Select all that apply.

	Count	% of responses	%
White (e.g. English, Greek, Italian, Portuguese, Russian, Slovakian)	80		44%
Prefer not to answer	41		23%
East Asian (e.g. Chinese, Japanese, Korean)	14		8%
South Asian or Indo-Caribbean (e.g. Indian, Indo- Guyanese, Indo-Trinidadian, Pakistani, Sri Lankan)	14		8%
Latin American (e.g. Brazilian, Colombian, Cuban, Mexican, Peruvian)	11		6%
Southeast Asian (e.g. Filipino, Malaysian, Singaporean, Thai, Vietnamese)	8		4%
More than one race category or mixed race	7		4%
Other, please describe	7		4%
Arab, Middle Eastern or West Asian (e.g. Afghan, Armenian, Iranian, Lebanese, Persian, Turkish)	5		3%
Black (e.g. African, African-Canadian, Afro-Caribbean)	4		2%
First Nations (status, non-status, treaty or non-treaty), Inuit or Métis	0		





N 181

Indigenous people from Canada identify as First Nations (status, non-status, treaty or non-treaty), Inuit, Métis, Aboriginal, Native or Indian. Does the person filling out this survey identify as Indigenous to Canada?

	Count	% of responses	%
Yes	2		1%
No	156		86%
Prefer not to answer	23		13%





N 181

Disability is understood as any physical, mental, developmental, cognitive, learning, communication, sight, hearing or functional limitation that, in interaction with a barrier, hinders a person's full and equal participation in society. A disability can be permanent, temporary or episodic, and visible or invisible. Does the person filling out this survey identify as a person with a disability?

	Count	% of responses	%
Yes	13		7%
No	134		74%
Don't know	6		3%
Prefer not to answer	28		15%





N 181

Excluding yourself, does anyone in your household identify as a person with a disability?

	Count	% of responses	%
Yes	12		7%
No	139		77%
Don't know	5		3%
Prefer not to answer	25		14%









N 181

Gender identity is the gender that people identify with or how they perceive themselves, which may be different from their birth-assigned sex. What best describes the gender of the person filling out this survey?

	Count	% of responses	%
Woman	119		66%
Man	37		20%
Prefer not to answer	24		13%
Not listed, please describe	3		2%
Trans woman	0		
Trans man	0		
Gender non-binary (including gender fluid, genderqueer, androgynous)	0		
Two-Spirit	0		







N 181

Sexual orientation describes a person's emotional, physical, romantic, and/or sexual attraction to other people. What best describes the sexual orientation of the person filling out this survey?

	Count	% of responses	%
Heterosexual or straight	114		63%
Prefer not to answer	44		24%
Not listed, please describe	9		5%
Bisexual	6		3%
Lesbian	3		2%
Don't know	3		2%
Gay	2		1%
Queer	2		1%
Two-Spirit	0		





N 181

What best describes your current housing situation?

	Count	% of responses	%
Home owner	127		70%
Renting	18		10%
Permanently living with parent(s) or other family member(s)	16		9%
Temporarily staying with others (no fixed address)	1		1%
Unhoused (staying outside, in a shelter, in a 24-hour respite)	0		
Prefer not to answer	17		9%
Not listed, please describe	2		1%

N 181







What best describes you and your household's access to outdoor space?

	Count	% of responses	%
I have access to private outdoor space like a yard	92		51%
I have access to semi-private/shared outdoor space	28		15%
I only have access to public spaces like parks (I do not have access to private or semi-private outdoor space)	42		23%
Prefer not to answer	19		10%

N 181







Appendix B: Quantitative Responses

When visiting parks in your neighbourhood, who do you go with most often? Select all that apply.

	Count	% of responses	%
Children	137		46%
Spouse or partner	133		45%
Pets	99		34%
Friends	91		31%
Alone	72		24%
Other:	21		7%










N 295

When visiting parks in your neighbourhood what mode of travel do you use most often? Select all that apply.

	Count	% of responses	%
Walk	265		90%
Car	115		39%
Bicycle	87		29%
Public transportation	21		7%
Other:	6		2%
Mobility device	3		1%





N 295

What would you like to do in the new park? Select all that apply.

	Count	% of responses	%
Enjoy and observe plants and nature	193		65%
Sit and/or eat	169		57%
Spend time sitting under a shade structure	162		55%
Spend time with others	155		53%
Walk a pet	113		38%
Exercise	103		35%
Spend time alone	77		26%
Use open programmable space for community-organized events	72		24%
Play games (e.g. chess, checkers, cards, board games)	68		23%

N 295

What is your relationship to the new park located at 1001 The Queensway?

	Count	% of responses	%
I live within a 10-minute walk to the new park	141		48%
I live within a 20-minute walk to the new park	67		23%
I live within a 10-minute drive to the new park	68		23%
I live more than a 10-minute drive to the new park	19		6%

N 295

Please indicate your level of agreement with the following statements about Design Option A.

	Average	Count	% of responses			
There are enough seating options throughout	25%	190	25%	56%	13%	1%
I like the curvilinear (circular and curved shapes) design	27%	190	28%	46%	16%	8%
I like the location of the perennial gardens (number 2)	28%	190	23%	49%	23%	9%
I like the central gathering lawn space	29%	190	24%	48%	19%	5%
There is enough flexible space, like the open lawn, to relax, play, and gather in small groups	30%	190	25%	44%	18%	10%
I like the location of the children's play area (number 3)	32%	190	23%	39%	28%	7%
There are enough new trees and plantings that provide shade and spatial definition	32%	190	20%	48%	17%	12%
I like the location and size of the shade structures (number 5)	32%	190	21%	43%	25%	10%
There is enough shade in the park	34%	190	16%	47%	22%	13%
I like the children's play area	35%	190	22%	37%	26%	8%

Strongly Agree
 Agree
 Neutral
 Disagree
 Strongly Disagree

N 190

Please indicate your level of agreement with the following statements about this Design Option B.

	Average	Count	% of responses			
There are enough new trees and plantings that provide shade and spatial definition	31%	190	19%	51%	19%	11%
I like the location of the perennial gardens (number 3)	33%	190	15%	47%	32%	4%
There is enough shade in the park	34%	190	18%	45%	24%	10%
There are enough seating options throughout	34%	190	19%	43%	23%	11%
I like the games tables	35%	190	27%	30%	26%	10%
There is enough flexible space to relax, play, and gather in small groups	37%	190	19%	37%	25%	14%
I like the location and size of the shade structure (number 2)	39%	190	14%	40%	29%	12%
I like the location of the children's play area (number 5)	39%	190	14%	35%	39%	5%
I like the children's play area	45%	190	12%	28%	36%	17%
I like the angular (straight lines and boxy shapes) design	46%	190	16%	24%	29%	24%

Strongly Agree
 Agree
 Neutral
 Disagree
 Strongly Disagree



N 190

Of the two design options presented above, which do you prefer overall?

	Count	% of responses	%
Option A	107	<div style="width: 56%; background-color: #2e8b57;"></div>	56%
Option B	51	<div style="width: 27%; background-color: #90ee90;"></div>	27%
I like both options equally	20	<div style="width: 11%; background-color: #ffa500;"></div>	11%
I don't like either option	10	<div style="width: 5%; background-color: #ff4500;"></div>	5%
I don't know or I prefer not to answer	2	<div style="width: 1%; background-color: #ff0000;"></div>	1%








N 190

Are there any features or amenities that weren't included in the design options that you would like to see in the new park? Please note that a Dog Off-Leash Area will not be included due to the limited size of the park, and the close proximity of existing and proposed residential properties.

	Count	% of responses	%
No	93		49%
Yes. Please describe:	97		51%









N 190

Do you prefer the playground structure in Option A or Option B?

	Count	% of responses	%
Option A includes a themed playground area (theme not yet decided)  	122		65%
Option B includes a traditional playground area.  	47		25%
None of the above	20		11%

N 189

Select three playground equipment you prefer the most:

	Count	% of responses	%
Swings	155		82%
Slide	113		60%
Climbing wall	92		49%
Monkey bars	77		41%
Sensory play	38		20%
Spinners	29		15%
Puzzles	21		11%
Teeter-totter	19		10%

N 189

Appendix C: Qualitative Responses

Are there any features or amenities that weren't included in the design options that you would like to see in the new park? Please note that a Dog Off-Leash Area will not be included due to the limited size of the park, and the close proximity of existing and proposed residential properties.

- off leash area
- Accessible playground/play equipment for children. Accessible ramps and seating/tables. Water fountains.
- Water fountain
- Public washroom
- Not enough shaded areas
- A gym area to do workout
- Water play splash pad for children
- Washroom, fountain to refill water bottles.
- Picnic area, bbq, Washrooms, outdoor gym equipment, inclusive gym equipment, green space for bocce ball or lawn games
- While a leash-free space is not part of this design, perhaps an area that uses landscaping more suited for dogs would be advisable. People will bring their pets to relieve themselves here so having a space away from the play area and of appropriate material might encourage people to use that space.
- Restaurant or cafe.
- ramps for scooter and skateboard
- Washrooms
- Native plant gardens, bike racks
- A water feature to create a calming environment and drown out traffic noise
- Water fountains, public restrooms, water feature
- Splash pad, short skate trail
- I gather this space not large enough to have a stage area for community plays, like an amphitheatre. Or community garden? Market vendors? Our area is sadly in need of meeting place. Like the Wychwood barns. This seems like a small area and we have very little to offer in our area for community engagement. Believe it's also important to border with large trees to buffer highway noise and Queensway traffic noise. Large trees will also help with pollution by filtering carbon. I kind of like a mix of
- Picnic benches, splash pad, bike/running path
- I want a running track or exercise area.
- Elevated walking or jogging path around the perimeter would be nice. Not all elevated but some rolling hills for interest and maybe water channeling/control?
- WASHROOMS AND WATER FOUNTAINS / MORE SEATING SHOULD BE AVAILABLE / I LIKE OPTION A BETTER BECAUSE OPTION B HAS TOO MANY TREES AND SEEMS LIKE LESS OPEN SPACE
- Splash Pad

- The shaded seating area and more trees of option b are good, but the open play area of option a is also good. A combination of both. Plus the play area wants a stronger buffer around it in both cases.
- In option A, there is missing something at top left/entrance whether it be a sculpture, water fountain feature, more trees, or cool/unique furniture that acts as statement piece.
- Water feature or park for kid's
- get rid of the children's play area. it's next to a highway.
- I would like to add ping ping table in Option A. Also the central lawn can be divided into two lawns, so there is more walkways/pathways to move around.
- Not sure if possible but the area could use an ice-skating rink
- Water fill station
- I love the water splash pads
- I love the music park idea id having a stage area (bathurst and Lakeshore) and leveled green space
- Charging ports and water stations
- A small dog park or a dog gathering space would be fantastic!
- Fountains, and drinking fountains for humans and pets
- What about water fountains or splash puddles?
- A SWING
- a splash pad
- slide
- a dog park
- A big swing that can fit 3 people. Also colorfull.
- Water? A fountain or a small pond.
- Drinking fountains
- Skating in winter
- Pickle ball area
- Evergreen trees for year round greenery
- Were do I park with my Mobility Scooter??
- Splashpad
- More plants and flowers
- Seating for the work tables that aren't just loose chairs. Those feel like they will get damaged or go missing and will need replacing.
- Use bright fun colour in plant life, hard material's, maybe small sculptural.
- My only concern is to plant maybe a few more trees for oxygen and shade, get more benches and at least one more shade structure in case lots of people will be here to visit the park.
- Water park
- Washrooms? Fountains?
- Bike storage/locking area
- Fountain or some type of water feature
- Chess tables and plenty of trash bins for peoples crap. Lol a dog park would be ideal but theres no space. Option b is lacking lawn! Parks need plenty of green space and the gardens should have native plants maybe even a community veg garden?

- Need Strict enforcement of dog off-leash ban. Since the pandemic began, it seems that all parks are now off-leash areas. 2. Will the park have washroom facilities? if yes, what will be hours of operation? how often will they be maintained?
- a quiet section so i can read my book in peace
- I think there should be one, but it should be fenced off if some people like security around the fence just incase something happened.
- calisthenic park
- Needs much more green space. This is going from a parking lot to a parking lot with some grass and trees.
- skip pre-defined activity areas (aka ping pong) to keep things flexible. open grass areas allow people to make their own choices and activities
- It would be great to have ping pong in design A
- You are M0R0NS! This is a MONEY WASTING PROJECT which is exactly what to expect from NDP CRANKS IN CUTY COUNCIL!!!! Stop wasting taxpayer money!
- Water splash for kids and bike area
- A water feature. Water fountain for dogs.
- bike rack and water fountain and mister
- Outdoor exercise equipment
- There could be a place for a scavenger hunt as kids love to figure out things especially with clues once you reach every level.
- Pickleball courts
- Some sort of a modern water feature or waterfall might be nice to have.
- The park is VERY small relative to the density. Is there any artwork in what I would describe as a plaza rather than a park?
- did park or dog area. There is barely any grass in the area for them
- rock climbing area, scavenger hunt, trampoline area and ice cream stand
- A 45m soccer field with proper nets.
- Calisthenics equipment.
- Combine both of them! Option a and b designs
- Slash pad, or at least water misting station or water feature
- Where are the garbage/dog poop disposals?
- Bbq area?
- a plyometric fitness station
- Splash pad element
- Dog off leash area is needed in our area.
- A track going around the park. Kids could use it for bikes and activities, others for exercise
- Playground is too small. Will not be sufficient to create a community amenity.
- Fenced dog park area.
- Cool rope climbing stuff for kids
- Larger playground and more trees. Shade should come from trees not man-made structures.
- More shade over the playground. Washrooms. Art (sculptures).

- Ping pong table could maybe fit in Option A, replacing some of the seating areas in the corners labelled with a '6.' Number of seating areas is excessive for Option A but layout is nice, if it includes a ping pong table in the top right and bottom left corners. Create protective structures around all ping pong tables. Secure ping pong tables so they are not stolen. Ensure ping pong net is not removable so it's not stolen from ping pong tables.