

January 25, 2023

Fairbank-Silverthorn Storm Trunk Sewer System Storm Sewer Construction on Dynevor Road

Contract: 21ECS-LU-01TT

Start Date: October 2023 End Date: Fall 2024

**Timeline is subject to change.*

The City of Toronto has begun work on the construction of a new storm sewer system that will collect, store and move stormwater (rain and melted snow) from the Fairbank-Silverthorn area to Black Creek. This work is part of the City's Basement Flooding Protection Program to help reduce the risk of future basement flooding. Once complete, the new storm sewer system will help to reduce the impact of heavy rainfall and sewer back-ups for more than 4,600 homes in your area.

The construction of the shaft (Phase 1) and one maintenance hole has been completed. The City's contractor will proceed to Phase 2 and will be constructing the adit connection between the shaft and the main tunnel followed by installing new sewers and relocating watermain services and then followed by the construction of the third maintenance hole within the shaft. Following the construction works, the Contractor will complete restoration works. This will be final phase for these works.

Phase 2 Adit, Channel, Maintenance Hole Construction (please see map on page 2):

- Dynevor Road will be closed to vehicle traffic from #4 to #6 Dynevor Road.
- Dynevor Road from Kirknewton Road to #6 Dynevor Road, and from Ennerdale Road to #4 Dynevor Road will be for two-way local traffic only.
- The south sidewalk on Dynevor Road will be closed to pedestrian traffic at #119 Ennerdale Road.
- The north sidewalk on Dynevor Road will remain open for pedestrian traffic.

Phase 3 Utility Relocation and Open Cut Sewer Installation (please see map on page 3):

- Dynevor Road will be closed to vehicle traffic from #4 to #6 Dynevor Road.
- Dynevor Road from Kirknewton Road to #6 Dynevor Road, and from Ennerdale Road to #4 Dynevor Road will be for two-way local traffic only.
- The south sidewalk on Dynevor Road will be open to pedestrian traffic at #119 Ennerdale Road.
- The north sidewalk on Dynevor Road will be closed for pedestrian traffic.

Following Phase 3, the site compound will be restored and re-opened to the public.

This project is part of the City Council-approved 2021 Basement Flooding Protection Program and is funded in part by the Government of Canada through the Disaster Mitigation and Adaptation Fund.

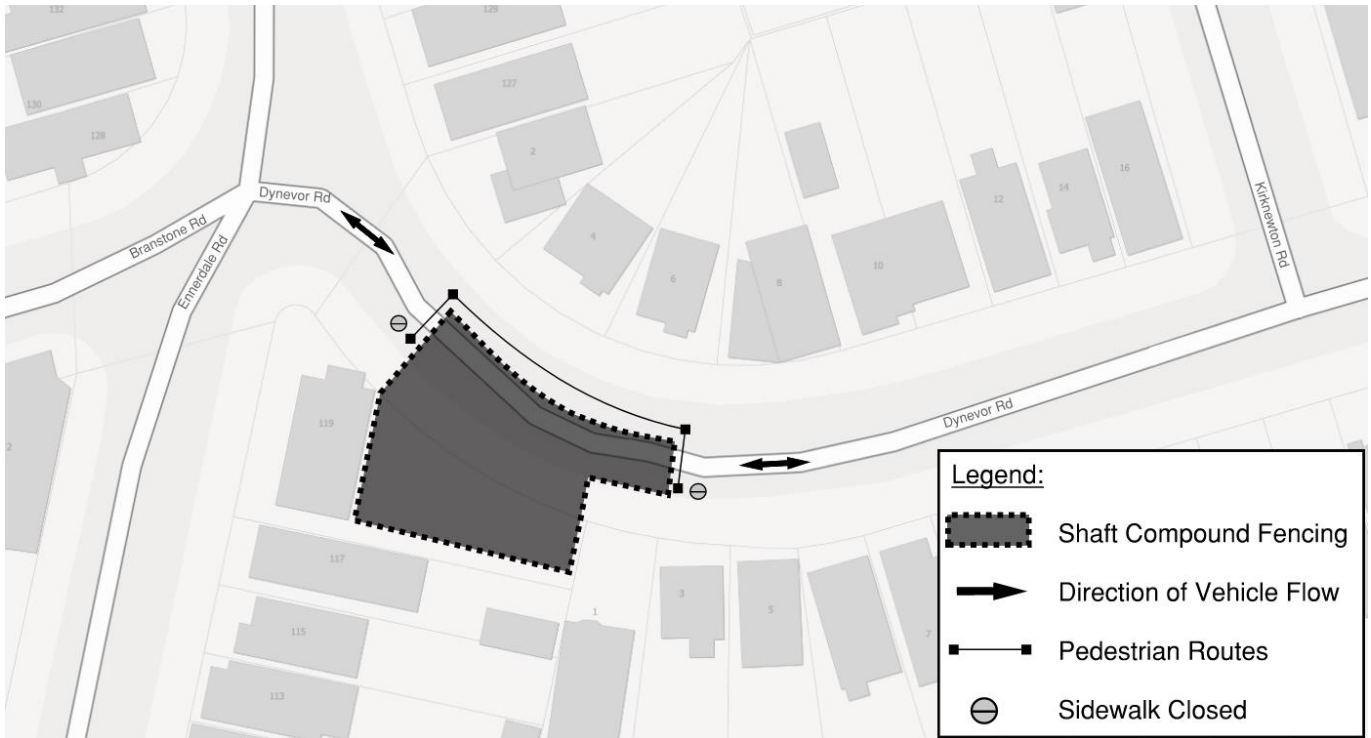
IMPORTANT INFORMATION ABOUT COVID-19 AND CONSTRUCTION WORK IN TORONTO

TORONTO Construction Notice Update

During construction, the contractor is responsible for the Health & Safety on site under the Ontario Occupational Health and Safety Act and is expected to implement COVID-19 mitigation practices. For more information on the City's response to COVID-19 please visit toronto.ca/covid-19.

MAP OF WORK AREA

Phase 2: Adit, Channel Constuction, and Maintenance Hole Installation (Spring 2024)



Phase 3: Utility Relocation and Open Cut Sewer Installation (Fall 2024)



WORK DETAILS

The City's contractor will:






- Install the maintenance hole within the shaft.
- Construct new maintenance hole on north of shaft.
- Construct adit connections for the shafts.
- Relocate watermains and install new sewers.
- Install air vent chamber.
- Restore all areas affected by construction.

WHAT TO EXPECT DURING CONSTRUCTION





- You may experience dust, noise and other inconveniences. The City will make efforts to reduce the impacts. We appreciate your patience.
- The City will not be responsible for damage to any privately owned items on City property, so please ensure that you remove/arrange for removal of each item prior to construction.





Work Hours: Work will take place from 7 a.m. to 7 p.m., Monday to Friday, with work after hours and on weekends as required.

	<p>On-Site Communication: There are times when contractors need to communicate with homeowners about what is happening on-site. This could be about driveway access, water shut offs, pre-construction inspections, and site restoration work (landscaping, installing pavers etc.). Contractor's staff will be identifiable by their high-visibility company branded clothing and will follow relevant COVID protocols. If you need to speak with staff on the construction site, please ask for the Site Inspector and follow public health directions for reducing the spread of COVID-19 during in-person communication.</p>
	<p>Important information for owners of sprinkler systems/heated driveways and private landscaping features. Property owners should remove items located within City property limits (boulevard) to avoid damage.</p> <p>This includes items such as landscaping (plants and pavers), decorative objects, sprinkler systems or heated driveways. For details on removal of such items, please contact the Field Ambassador listed below.</p>
	<p>Telephone and Internet Services: This work may affect phone and internet cables for individual properties that aren't buried deep below the sidewalk. The contractor will coordinate with utility companies to minimize disruption. Residents who find their service has been disrupted should contact the Field Ambassador <u>and</u> notify their phone or internet service provider.</p>
	<p>Water Service Disruptions: From time-to-time, the water supply to your property will be shut-off to complete construction; the contractor will provide notice at least 24-hours in advance. Throughout the work, it is recommended that you temporarily disconnect any water treatment systems (i.e. softeners or filters), water-cooled air conditioners or similar plumbing fixtures. Automatic lawn sprinkler systems may also be affected, therefore, you may need to water manually. In the event you did not receive advance notice, the City may have needed to use an emergency water shut off to complete work.</p>
	<p>Road Closure: From January 2024 to Fall 2024, Dynevor Road will be closed to vehicle traffic from #4 to #6 on Dynevor Road. Dynevor Road from Kirknewton Road to #6 Dynevor Road, and from Ennerdale Road to #4 Dynevor Road will be for two way local traffic only.</p> <p>Sidewalk Access: Pedestrian access to properties will be maintained at all times. Access for emergency vehicles will be maintained at all times.</p> <p>For Phase 2, the south sidewalk on Dynevor Road will be closed to pedestrian traffic at 119 Ennerdale Road. The north sidewalk on Dynevor Road will remain open for pedestrian traffic.</p>

Construction Notice Update

	<p>For Phase 3, the south sidewalk on Dynevor Road will be open to pedestrian traffic at 119 Ennerdale Road. The north sidewalk on Dynevor Road will be closed to pedestrian traffic.</p> <p>Driveway Access: The contractor will notify you of any temporary restrictions to your driveway access and make alternate parking arrangements for your vehicles.</p>
	<p>Traffic Management: Road users should expect delays and increased traffic on nearby side streets. When driving, please be mindful of vulnerable road users.</p>
	<p>Parking Violation Notices: <u>Please ensure you park in a legal parking spot at all times.</u> If parking enforcement is called to a street, officers must issue a yellow parking violation notice (ticket) to vehicles in violation of parking by-laws. If you receive a yellow notice during this construction work, please do one of the following within 15 days of the notice date in order to avoid additional fines or records being kept of non-payment:</p> <ol style="list-style-type: none"> 1. Pay the parking violation (follow instructions on the back of the notice) or 2. File a Parking Violation Dispute with the City online, by mail, or in person (follow instructions on the back of the notice). As part of the dispute process, you may include the construction notice and/or other documentation related to parking impacts resulting from construction. <p>If you do not have a copy of the Construction Notice, please contact 311 to request a copy.</p> <p>Please note: Violation notices cannot be cancelled if vehicles are parked in illegal parking spots (i.e. in front of a fire hydrant or in No Parking zones).</p> <p>In an effort to reduce ticketing due to construction, please exercise patience with neighbours who are experiencing construction impacts and may need to temporarily park on your street.</p>
	<p>Accessible Accommodation: The City's contractor must ensure safe and accessible walkways and entryways are maintained for everyone during construction. Any temporary access disruptions will be communicated as soon as possible. If you experience a disruption, have a specific access need or related accommodation request, contact the Field Ambassador listed below.</p>
	<p>Garbage and Recycling: Please follow your normal routine. If required, the contractor will move bins to an appropriate location and return them. Please ensure that you label your bins with your address.</p>

Construction Notice Update

	<p>Water Flushing: You will see water flushing or running in several areas along this project enabling the contractor to clean the new watermain. Before substandard water services are replaced to properties and the new watermain is put into service, the contractor ensures the new pipe meets Toronto Water's servicing and quality standards. Please DO NOT DRINK OR USE THE FLUSHING WATER, it is not potable.</p>
	<p>Restoration: The construction work area will be restored with sod, concrete and/or asphalt where required. Full restoration will be completed after the shaft works is completed.</p>

NEED MORE INFORMATION?

If you have questions about this construction project, please contact staff listed below.

Contract	21ECS-LU-01TT
Field Ambassador	Max Morrison 416-338-5497, fairbanksewer@toronto.ca
TTY Hearing Impaired Service	416-338-0889 (Daily 8 a.m. to 5 p.m., closed holidays)
General inquiries	311
Website	toronto.ca/fairbank

Thank you for your patience. Building a great city takes time. Better infrastructure for all of us is worth the wait.