

# Online Survey Summary Report

Eglinton Park Revitalization – Phase 1: Skate Spot  
April 2024

Tonya Crawford, Senior Project Coordinator  
Elijah Bawuah, Senior Public Consultation Coordinator







Photo by pixelperfektion



# Contents

Introduction .....	3
How We Reached People .....	4
Who We Heard From .....	4
What We Heard.....	5
Next Steps.....	7
Appendix A: Participant Demographics .....	8
Appendix B: Quantitative Results .....	15
Appendix C: Text Responses.....	18

# Introduction

---

A new Skate Spot is coming to Eglinton Park!

In 2019, the City of Toronto completed the Eglinton Park Master Plan, which sets a long-term vision for the park. The Master Plan includes the addition of a Skate Spot along Eglinton Avenue West. As part of the community engagement process for Phase 1 Implementation of the Master Plan, the project team conducted an online survey from July 7 to July 23, 2023, to collect feedback on the designs and possible features for the Skate Spot.

This document provides a summary of what we heard through the survey.

## Project Background

The Eglinton Park Master Plan identifies four priority areas that will help guide implementation, pending current and future budget availability. We are currently in the process of Phase 1 Implementation: Priority Area 1.

In addition to a Skate Spot, Priority Area 1 includes:

- North/south pathway from the North Toronto Community Centre to Roselawn Avenue
- Dogs off-leash area
- Historic themed gardens
- Improvements to the existing stairs at Oriole Parkway

A Skate Spot is a local skateboarding amenity that includes more than one, or a collection of skateboarding features within neighbourhood parks with a maximum size of 600 m<sup>2</sup> (a bit larger than an NBA basketball court). Skate spots focus on beginner and intermediate users.

To learn more about the Eglinton Park Master Plan, visit the [project webpage](#).

# How We Reached People

---

In general, the community was informed of the survey through print and digital media.

## Print media

### Notice boards

Large notice boards were placed near the site of the new Skate Spot to advertise the survey. These notice boards also displayed information about the project and how to access additional information on the project webpage.

## Digital media

### Project webpage

The webpage ([toronto.ca/EglintonPark](https://toronto.ca/EglintonPark)) provided up-to-date information about the project, details about the engagement activities, and a sign-up button for community members to subscribe to the mailing list and receive email updates.

### Mailing list

An email update was sent to the project mailing list notifying subscribers of the survey, including relevant dates, links, and other details.

### Social media advertisements

The survey was promoted through paid advertisements and organic posts using the Parks, Forestry and Recreation division's [Facebook](#), [Instagram](#), and [X](#) accounts.

# Who We Heard From

---

Participants were asked to provide demographic information to help the City understand who participated in the survey and to ensure that we receive feedback that reflects the local community.

The survey collected **565** responses from **1,174** participants of various ages and backgrounds, including members of the same household. The majority of participants were:

- Local residents who use Eglinton Park (**64%**)
- Beginner to intermediate level skateboarders (**51%**)
- Between the ages of 19 and 55 (**84%**)

In addition:

- **12%** of participants used inline skates, roller skates, scooters, longboards, BMX or mountain bikes
- **44%** identified as men and **41%** identified as women
- **16%** identified as LGBTQI2S+
- **14%** identified as a person with a disability
- **42%** were renters, **33%** were homeowners, and **17%** were permanently living with parent(s) or other family member(s)

A full summary of participant demographics can be found in Appendix A.

## What We Heard

---

The City conducted an online survey from July 7 to July 23, 2023, to collect feedback on the designs and possible features for the Skate Spot. The following section provides a summary of the survey results, including participants' comments and suggestions.

When asked to rank seven skate elements or features, participants responded:

- Mini Half Pipe (**21%**)
- Quarter pipe (**18%**)
- Pyramid (**14%**)
- Ledge (**13%**)
- Ramp (**13%**)
- Rail (**11%**)
- Gap (**10%**)

When asked how the flat area and skate features should be organized, participants responded:

- I like any of the options above (**31%**)
- The flat open area should be on one side of the Skate Spot with the skate features on the other side (**29%**)
- The flat open area should be along the perimeter with the skate features centrally located (**19%**)
- The flat open area should be centrally located with the skate features along the perimeter (**14%**)

- 14 participants provided suggestions, including spreading out the features to provide adequate space or runway to approach and exit the features

When asked to think about how the Skate Spot connects to its surroundings and rank the most important connections, participants responded:

- A connection from the Skate Spot to the Eglinton Avenue West sidewalk at the south (**31%**)
- A connection from the Skate Spot on the east side to the main park entry pathway (**27%**)
- A connection from the Skate Spot to the west park path (**21%**)
- No preference (**21%**)

When asked how important it is to incorporate seating in the Skate Spot, participants responded:

- Very important (**37%**)
- Important (**31%**)
- Neutral (**14%**)
- Somewhat important (**10%**)
- Not important at all (**7%**)

When asked what matters most when we talk about seating at the Skate Spot, participants responded:

- Seating located in the shade (**73%**)
- Seating at either end of the Skate Spot (**30%**)
- Seating accessible from a sidewalk/pathway (**20%**)
- No preference (**10%**)
- Seating that is centrally located (**3%**)
- 19 participants provided suggestions, including locating seating:
  - Away from the Skate Spot to avoid interfering with skaters' movements
  - Somewhere visible to avoid loitering
  - Throughout the Skate Spot
  - In the shade

When asked about two options to integrate public and/or Indigenous artwork into the Skate Spot, participants responded:

- Commissioned mural work within the Skate Spot (**61%**)
- Graffiti/tagging by the skateboarding community in coordination with Parks staff within the Skate Spot (**39%**)

When asked if there are any other features or elements they would like the project team to consider for the Skate Spot, 110 participants provided suggestions. These suggestions included adding:

- A drinking fountain (**28** mentions)
- Ledges of various types and sizes (**13**)
- A bowl (**11**)
- Lighting to improve safety and extend use of Skate Spot (**10**)
- Rails of various shapes and sizes (**15**), including flat bars (**9**) and round rails (**5**)
- Shade trees or shaded area (**7**)
- Features that accommodate all skill levels and ages (**7**), including kids (**6**)
- Washrooms (**7**)
- Ramps of various sizes (**7**)
- A stair set (**5**)
- A pump track or snake run (**5**)
- A quarter pipe (**4**)
- A half pipe or mini half pipe (**4**)
- Banks (**3**)
- A pyramid (**3**)
- Other suggestions included adding a slappy block (**2**), spine transfer (**2**), Indigenous art (**2**), electrical outlet (**2**), hip transfer (**1**), euro gap (**1**), accessibility requirements (**1**), and first aid and defibrillator (**1**)

A full summary of the quantitative results and text responses can be found in Appendices B and C, respectively.

## Next Steps

---

Participants and members of the public can send additional ideas, comments or suggestions to [Elijah.bawuah@toronto.ca](mailto:Elijah.bawuah@toronto.ca).









Upcoming consultations and activities planned for Phase 2 of Community Engagement include:

- Community Advisory Group Meeting 2
- Draft Designs Survey
- Indigenous and Gardening Group meeting 2
- Community Advisory Group Meeting 3










# Appendix A: Participant Demographics

**What best describes you? Select all that apply.**

	Count	% of responses	%
I am a local resident who uses Eglinton Park	184		64%
I am a skateboarder but Eglinton Park is not my local park	85		30%
I am a skateboarder and consider Eglinton Park to be my local park	71		25%
My child/family member plays sports in Eglinton Park	56		20%
I play sports in Eglinton Park	49		17%
I go to school in the area	18		6%
I am a member of a local community group, association, or organization. If so, which organization?	12		4%
Other (list)	9		3%










N 286

**What best describes your relationship to skateboarding? Select all that apply.**

	Count	% of responses	%
I am an intermediate	89		31%
None of the above	65		23%
I am a beginner	57		20%
I am an expert	41		14%
I am a guardian of someone who skates	34		12%
I participate in other action sports such as roller blading, BMX, scootering, mountain bike. If so, please describe.	34		12%
I have yet to try skateboarding but I am interested in starting	12		4%

N 286

## What is the age of the person filling out this survey?


	Count	% of responses	%
0 to 4 years old	0		
5 to 12 years old	3		1%
13 to 18 years old	21		8%
19 to 29 years old	80		29%
30 to 39 years old	71		26%
40 to 55 years old	81		29%
56 to 64 years old	7		3%
65 to 74 years old	6		2%
75 years old or above	3		1%
Prefer not to answer	6		2%

N 278

## Excluding yourself, how many people of each age group participated in this survey?

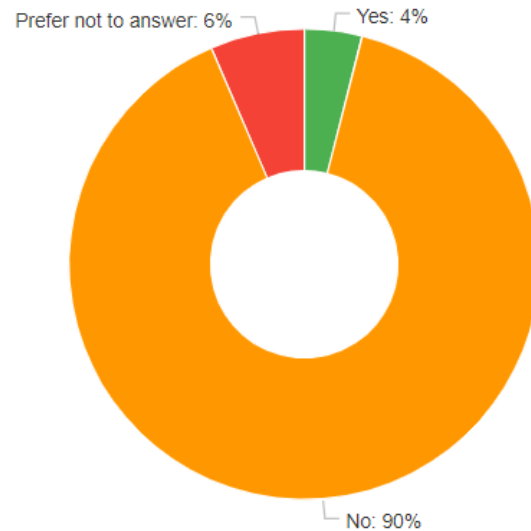
- 0 to 4 years old = 64
- 5 to 12 years old = 94
- 13 to 18 years old = 98
- 19 to 29 years old = 133
- 30 to 39 years old = 76
- 40 to 55 years old = 80
- 56 to 64 years old = 29
- 65 to 74 years old = 17
- 75 years old or above = 18

### What language do you prefer speaking?














N 278

**Indigenous people from Canada identify as First Nations (status, non-status, treaty or non-treaty), Inuit, Métis, Aboriginal, Native or Indian. Does the person filling out this survey identify as Indigenous to Canada?**











N 278

**People often describe themselves by their race or racial background. For example, some people consider themselves "Black", "White" or "East Asian". Which race category best describes the person filling out this survey?**

	Count	% of responses	%
White (e.g. English, Greek, Italian, Portuguese, Russian, Slovakian)	141		51%
Prefer not to answer	39		14%
East Asian (e.g. Chinese, Japanese, Korean)	26		9%
Latin American (e.g. Brazilian, Colombian, Cuban, Mexican, Peruvian)	19		7%
Black (e.g. African, African-Canadian, Afro-Caribbean)	18		6%
Southeast Asian (e.g. Filipino, Malaysian, Singaporean, Thai, Vietnamese)	18		6%
Arab, Middle Eastern or West Asian (e.g. Afghan, Armenian, Iranian, Lebanese, Persian, Turkish)	8		3%
First Nations (status, non-status, treaty or non-treaty), Inuit or Métis	8		3%
More than one race category or mixed race	8		3%
South Asian or Indo-Caribbean (e.g. Indian, Indo- Guyanese, Indo-Trinidadian, Pakistani, Sri Lankan)	7		3%
Other, please describe	5		2%

N 278

**Gender identity is the gender that people identify with or how they perceive themselves, which may be different from their birth-assigned sex. What best describes the gender of the person filling out this survey?**

	Count	% of responses	%
Man	121		44%
Woman	113		41%
Prefer not to answer	32		12%
Gender non-binary (including gender fluid, genderqueer, androgynous)	6		2%
Trans man	3		1%
Two-Spirit	3		1%
Not listed, please describe	2		1%
Trans woman	1		0%

N 278

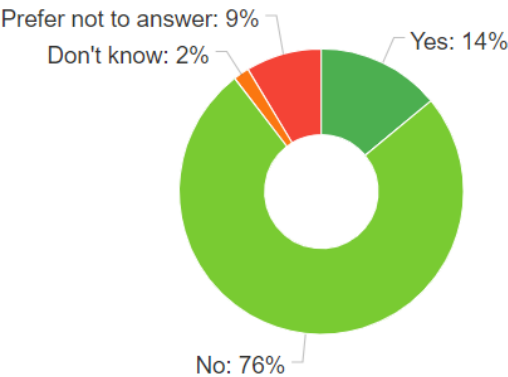


**Sexual orientation describes a person's emotional, physical, romantic, and/or sexual attraction to other people. What best describes the sexual orientation of the person filling out this survey?**

	Count	% of responses	%
Heterosexual or straight	172	<div></div>	62%
Prefer not to answer	53	<div></div>	19%
Bisexual	22	<div></div>	8%
Queer	11	<div></div>	4%
Don't know	8	<div></div>	3%
Gay	7	<div></div>	3%
Lesbian	4	<div></div>	1%
Not listed, please describe	4	<div></div>	1%
Two-Spirit	1	<div></div>	0%

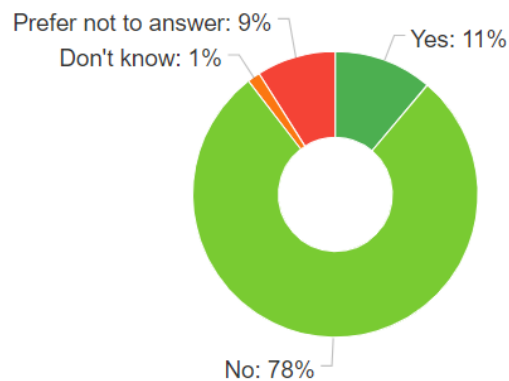
N 278

**Disability is understood as any physical, mental, developmental, cognitive, learning, communication, sight, hearing or functional limitation that, in interaction with a barrier, hinders a person’s full and equal participation in society. A disability can be permanent, temporary or episodic, and visible or invisible. Does the person filling out this survey identify as a person with a disability?**



N 278

## Excluding yourself, does anyone in your household identify as a person with a disability?



N 278

## What best describes your current housing situation?

	Count	% of responses	%
Home owner	93	<div></div>	33%
Renting	116	<div></div>	42%
Permanently living with parent(s) or other family member(s)	47	<div></div>	17%
Temporarily staying with others (no fixed address)	0		
Unhoused (staying outside, in a shelter, in a 24-hour respite)	0		
Prefer not to answer	21	<div></div>	8%
Not listed, please describe	1	<div></div>	0%

N 278

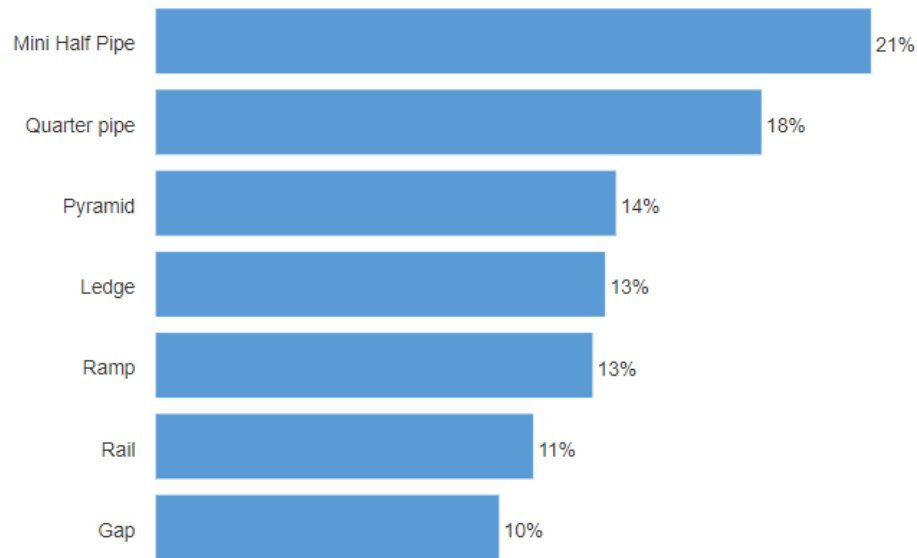
**What best describes you and your household's access to outdoor space? Select all that apply.**

	Count	% of responses	%
I have access to private outdoor space like a yard	112		40%
I have access to private outdoor space like a balcony	73		26%
I only have access to public spaces like parks (I do not have access to private or semi-private outdoor space)	67		24%
I have access to semi-private/shared outdoor space	43		15%
Prefer not to answer	20		7%

N 278

## Appendix B: Quantitative Results

The Skate Spot will include a collection of elements or features. Rank the features from your favourite (1) to least favourite (7).



N 286

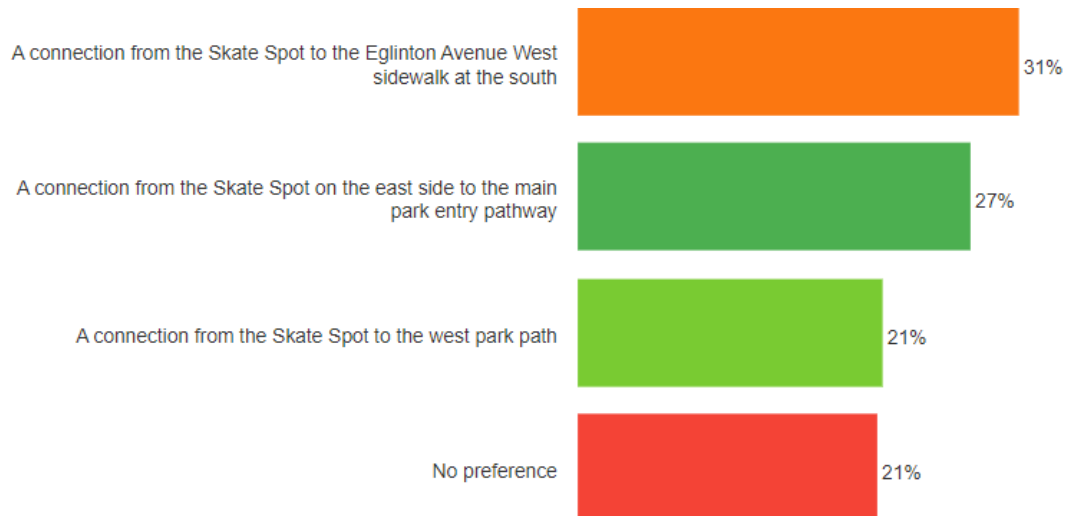
A Skate Spot includes a flat open area for free riding. Knowing this, how should the flat area and skate features be organized in the Skate Spot?

	Count	% of responses	%
The flat open area should be centrally located with the skate features along the perimeter	41	<div></div>	14%
The flat open area should be on one side of the Skate Spot with the skate features on the other side	84	<div></div>	29%
The flat open area should be along the perimeter with the skate features centrally located	55	<div></div>	19%
I like any of the options above	89	<div></div>	31%
Other (list)	17	<div></div>	6%

N 286



**When thinking about how the Skate Spot connects to its surroundings, what is most important? Rank the connections from most important (1) to least important (3).**



N 286

**How important is it to incorporate seating in the Skate Spot?**

	Count	% of responses	%
Very important	105	<div></div>	37%
Important	90	<div></div>	31%
Neutral	41	<div></div>	14%
Somewhat important	29	<div></div>	10%
Not important at all	21	<div></div>	7%

N 286

What matters most when we talk about seating at the Skate Spot? Select your top two options.

	Count	% of responses	%
Seating located in the shade	209	<div></div>	73%
Seating at either end of the Skate Spot	85	<div></div>	30%
Seating accessible from a sidewalk/pathway	56	<div></div>	20%
No preference	30	<div></div>	10%
Other, please describe.	19	<div></div>	7%
Seating that is centrally located	8	<div></div>	3%

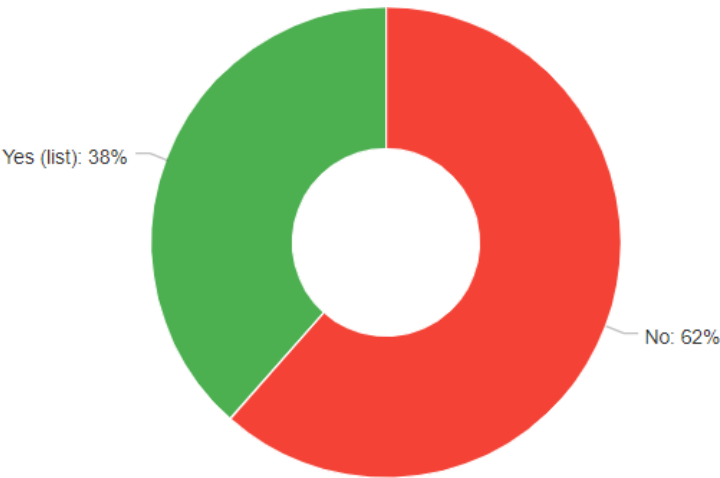
N 286

There may be an opportunity to integrate public and/or Indigenous artwork into the Skate Spot. If this is possible, which of the following options do you prefer?

	Count	% of responses	%
Commissioned mural work within the Skate Spot	174	<div></div>	61%
Graffiti/tagging by the skateboarding community in coordination with Parks staff within the Skate Spot	112	<div></div>	39%

N 286

Pending available budget and maintenance requirements, are there any other features or elements you would like us to consider for the Skate Spot?



N 286

# Appendix C: Text Responses

---

**What best describes you? Select all that apply. – Other, please describe.**

- ◆ Work nearby / have friends in this neighbourhood
- ◆ I am a rollerskater and would love some flat space for rollerskating too
- ◆ North Toronto hockey
- ◆ I am a roller skater but don't live near the spot
- ◆ Inline and roller skater
- ◆ Parent of child who skateboards
- ◆ A Toronto Skateboarder, whom as many others who would visit different spots to skateboard on the regular basis.
- ◆ Local resident who used to skateboard and knows the value of a skate spot to young people in need of a positive outlet
- ◆ Would be the closest skate spot to me :)

**What best describes you? Select all that apply. – I am a member of a local community group, association, or organization. If so, which organization?**

- ◆ Allenby Parents Association
- ◆ Stanley Knowles Housing Co-op, Eglinton Park Residents Association
- ◆ EPRA
- ◆ Christie pits skatepark
- ◆ 'Team Ontario Longboard' and 'Skate Invaders'
- ◆ Impact Skateboard Club
- ◆ Lytton Park
- ◆ Later skaters gang
- ◆ Queer Skate Toronto

**What best describes your relationship to skateboarding? Select all that apply. – I participate in other action sports such as roller blading, BMX, scootering, mountain bike. If so, please describe.**

- ◆ roller skating
- ◆ Rollerblading
- ◆ I roller skate
- ◆ Scoot
- ◆ Rollerskating. Would love a safe space to roller skate
- ◆ I mountain bike, rollerblade, and ice skate in winters along with skiing
- ◆ Inline skating and rollerskateing
- ◆ Aggressive rollerblading
- ◆ I walk almost daily in the park

- Roller blading
- Scooter and bmx
- Bmx
- Quad skating
- I rode my scooter and I would love a new park
- MTB
- Rollerblading, rollerskate
- Roller skating, mostly in skateparks
- Roller skate
- Longboarding
- Former skater, current mountain biker
- Roller blafing, MTB
- BMX too
- Roller blading amateur
- Rollerskates/quads
- Longboarder

**A Skate Spot includes a flat open area for free riding. Knowing this, how should the flat area and skate features be organized in the Skate Spot? – Other, please describe.**

- I think we should ask SMEs in this sport where the flat area should be situated
- I don't want a Skate Spot at this park
- Please please do not change the park. OR actually ask those that are using OT what they want. Don't just spend money because you got it.
- Focus should be enough flat open space to allow for enough run in/out before and after features but also maintain speed and flow
- Don't know enough to give an opinion
- My preferences here are simply an outsider's.
- The park should be movable like DunBat or Christie or Duff-Grove
- A quarter of the space of the park with quarter pipes around the perimeter
- A flat open area can also function well with a simple ledge, manual, or flat bar. Near the entrance is often a good spot to avoid people landing in the area. It also allows people space to leave bags, drinks, etc.
- Features should be spread along the park evenly with some spaces around the perimeter to allow flat ground skating without interfering with skaters using other features.
- Lots of flat evenly spaced
- There should be one flat open area with enough space for flat tricks and as a runway to features. There should be other open area but not as big as the main one



- Open area should be clear of the flow of traffic using the features. Skaters skate “lines” typically incorporating multiple features. The park should flow, but also have open space
- Features spread out in a logical way with flat surfaces in between and around.
- Please disregard my ranking of elements and features above. I have no expertise and no preference, but the survey does not give a no-preference option
- Don’t build one
- Not relevant to me yet the survey forces a ranking

**What matters most when we talk about seating at the Skate Spot? Select your top two options. – Other, please describe.**

- I don’t want a Skate Spot at this park
- Seating with visibility to skaters
- Just have seating and more space for families. NO skate park is needed and NOBODY in the community asked for these changes
- If skaters see anti-homeless design (you know what I mean) they will tear it apart.
- Seating is not hidden from public view. Will become hangout area for homeless
- Located towards Eglinton to reduce possibility of area becoming a hangout for drinking and smoking
- More important than seating is shade. Anyone who has grown up skateboarding has experienced heat stroke at some point. Shade and water fountain
- Scattered
- Proper picnic benches that are not beamnt to b skated
- Anything to keep people from sitting on ledges, ramps, etc.
- Seating outside of the paved skateboarding area so as to not get in the way of movement within the park
- Seating away from the walking paths creates safer spaces to keep bags and personal items. Most people keep their bags close to seating and if items are in higher traffic areas, they’re more prone to being stolen.
- Spread out throughout the Skate Spot
- Seating that doesn’t take up any space from the spot at all, for example putting it on the grass a couple feet outside of the spot.
- Seating needs to not impede the skate elements and areas
- Not bothering anyone
- Seating should not interfere with skaters' movement and should not become a place for non skaters to loiter or for homeless to set up camp
- Shade for the skate areas as well please
- Seating is not important

**Pending available budget and maintenance requirements, are there any other features or elements you would like us to consider for the Skate Spot?**

- Please remember that the best skate parks have lots of open space to move around and space between obstacles, when building skateparks less is always better than more, as long as all of the obstacles are beginner/intermediate friendly. Too many parks go overboard or more things too difficult to skate for the average joe (who is the dominant park user). It may seem enticing to build something spectacular but the parks skaters love the most are small, casual, and have good flow
- Nice rolling features that connect
- A mini half pipe like the east York with a coping and smooth pavement, no metal ramp
- I don't want a Skate Spot at this park
- Flat space for rollerskating/a rollerskating rink or designed space, no where to go in midtown (something like college park would be amazing)
- Skateable art installation
- There should be advanced features so as the kids get better they will not get board of the park.
- Shaded areas around it
- Welcoming to all ages, skill levels
- Every skatepark needs a flat ledge, flat rail, quarter pipe of some sort, and pyramid. Anything after that is a plus
- A pump track beside the Skate Spot to give smaller children on bikes and scooters an area to use.
- NO SKATE PARK
- Round rail grind box
- Any cool ideas water feature, drink fountain
- Lots of space for graffiti! Please!
- Flow bowl/snake run
- Permanent shade covering over majority of the park. Plenary of garbage/recycling cans to promote cleanliness, hydration station
- A water fountain might be good. NB Indigenous art is wonderful, given Wendat history of Park site
- Love the idea, but these new builds are often poorly maintained. Focus on longevity in feature design and properly funded maintenance plan
- Option said pyramid but I think a solid hip would be great. Example would be what they have at the private Primitive skatepark.
- More Indigenous Art
- Lighting is important so skateboarding time can be extended past sunset. This is especially useful during heat waves, which due to the climate crisis are increasing. On a similar note, a water fountain and water bottle filling station is important. The city's parks do not have enough water fountains.
- Concrete ground. Not pavement. If it's similar to dunbat, you've done a good job
- Flatbar and polejam

- Viewer seating preferably with accessibility for those family/friends who want to WTch.
- Water fountain, electrical outlet
- A stair set to do tricks down
- Parking blocks/curbs, flat banks
- Water
- obstacles that are more abstract structures than skate specific obstacles
- Proper transition angles, not too steep or shallow, but enough to feel rewarding. A bank to ledge/kicker. A good round rail with good run up and roll away that is about shin height
- Bigger skateboarding area. The park is massive. No need to limit the space. There's a lot of people in the city and a skatepark this size can only accommodate 4 people at max whereas the city has a population over 2 million
- Spine, picnic bench ledge, curb, manual pad
- Smaller features/area for littler kids
- Pyramid a frame ramp rail , however make a kids section that's smaller and out of the way so the main section can be for advanced users as it's going to be the main spot on eglinton between Laird and dufferin
- Lights(extremely important for people's safety and the safety of the park in general)
- Round-shaped flat rail, ledges
- Running water washrooms outlets and wifi
- Euro gap and kicker also a 3 stair
- lights
- Water fountain or some sort of water filling station is essential during the summer months. Perhaps a canopy in a specific area if there is no natural shade nearby as well.
- Long curb or a manual pad
- Different sized ledges for different skill levels. A round flat bar would be important. And a mini half pipe would be amazing.
- Lighting would be very appreciated by all as it creates a safer space at night plus the ability to skate for longer and brings more people in.
- Manny pad and a small stair set
- Water fountains, shaded areas, and Lights for night time skateboarding sessions.
- Washrooms and water fountains
- Water fountain and lights
- a park like neilson park would be perfect
- Please get a skater to design it
- Flat bar and euro gap
- bowl, lights,

- ◆ Spine transfer, long “slappy” curb on side, long manual pad/ledge, if there is a mini ramp a small section that is spine instead of deck so you can transfer in and out of the ramp
- ◆ The ability to hold sponsored competitions
- ◆ water fountains for drinking water
- ◆ Spotlights for when it gets dark, and a roofed seating area
- ◆ Flat bar - the photo for rail is on a ramp, but I believe a standard flat rail on the ground would get lots of use.
- ◆ Quarter pipe
- ◆ Drinking Water fountain.
- ◆ Multiple rails and ledges
- ◆ Low ledge
- ◆ water fountain and washroom access
- ◆ Bathrooms, water filler/fountain, lights
- ◆ Perfect flat round bar
- ◆ Water fountain
- ◆ -water fountaun
- ◆ Access to water fountain!
- ◆ Ledges and ramps
- ◆ Accessibility requirements
- ◆ Ramps, rails and half pipes
- ◆ An a-frame/pyramid, a six stair at least, a down rail, a flat bar
- ◆ Flat area for new skaters to start off,bathrooms, trees nearby for shade, waterfountains
- ◆ Pickleball courts
- ◆ Shade trees
- ◆ Bathrooms and a water bottle fill up make these more accessible and healthy spaces for everyone
- ◆ Snake run
- ◆ A down leage pleasssseeeee
- ◆ A large flat area will make the area more inviting to other board sport forms besides skateboards that use the skate features
- ◆ Check out the downsvie park skate area - it's quite nice. Please have shade and bathrooms that are open close by
- ◆ Don't make the ledges super high. Have a mixture of beginner and intermediate sized obstacles
- ◆ Flat bars, a pool, 8ft quarter pipes. Features that are also useful for bmx
- ◆ Not toninclude
- ◆ please consult a high level skateboarder for the design. toronto parks have a very common way of odd organization and flow of the parks.
- ◆ Sound proofing
- ◆ drinking water fountain



- Stair set
- First aid and defibrillator on site.
- A bowl
- bowl
- Slappy Block!! (A concrete parking block, that can be grinded) Couple bumps like a pump track.
- A concrete bank
- A 5'-0" bowl with pool coping
- Can accommodate all levels of skateboarders
- Smooth polished cement
- Washrooms / water fountain
- Big ramp
- A flow bowl
- A bowl like the one in van hoff park
- Mister, misting machine, misting stand
- Consider both a commissioned mural and graffiti/tagging if there is room for it. It would contribute to a new beautiful legacy in the park.
- Small quarter pipe like the tyke pike shown above. Also half pipe should be 4 -5 feet. Shallow 4 foot bowl needed as well
- Water fountains and bathrooms are a must-have.
- Water foundation, signage to closets bathrooms/amenities
- Night Lights and water fountain
- Small ramps for kids on bikes