

# **New Parks at 20 Castlefield Avenue and 2400 Yonge Street**

**Public Meeting**

September 25, 2024 5:30-7:00

## Land Acknowledgement

I'd like to begin by honouring the land that I'm on. If you are not currently in Toronto, I encourage you to learn about the lands you're on.

We acknowledge the land we are meeting on is the traditional territory of many nations including the Mississaugas of the Credit, the Anishnabeg, the Chippewa, the Haudenosaunee and the Wendat peoples and is now home to many diverse First Nations, Inuit and Métis peoples. We also acknowledge that Toronto is covered by Treaty 13 with the Mississaugas of the Credit.

**Thank you for being here! 🎉**

## Why Are We Here Today?

- 1) To provide information about the project and process
- 2) To answer questions
- 3) To share what we learned from the online survey about the public's vision for the parks
- 4) To explore and expand on those visions with you

# Meeting Agenda



Welcome and Introductions



Present an overview of the park context and project process



Take questions about the context and process



Learn your vision and ideas for the new parks



Share next steps



Adjourn at 7:00 p.m.

City Councillor for Eglinton-Lawrence

Deputy Mayor Mike Colle

City of Toronto

Parks, Forestry  
and Recreation

## New Park at 20 Castlefield Avenue

- **Rosemary McManus** – Senior Public Consultation Coordinator
- **Hakima Hoseini** – Senior Project Coordinator, Landscape Architect, Capital Projects Design & Delivery

## New Park at 2400 Yonge Street

- **Helen Luu** – Senior Public Consultation Coordinator
- **Rana Soldouz** – Senior Project Coordinator, Landscape Architect, Parks Planning & Strategies Initiatives

# The two parks

## New Park at 20 Castlefield Avenue

- 3,750 m<sup>2</sup> (the size of 8.6 NBA basketball courts or 2.3 NHL rinks)
- Current use: temporary recreational amenities, some construction staging on the eastern portion of the site

[Toronto.ca/20Castlefield](https://toronto.ca/20Castlefield)

## New Park at 2400 Yonge Street

- 1,232 m<sup>2</sup> park (about the size of 5 tennis courts)
- Current use: construction staging

[Toronto.ca/2400YongePark](https://toronto.ca/2400YongePark)





# About the Projects

## 2400 Yonge

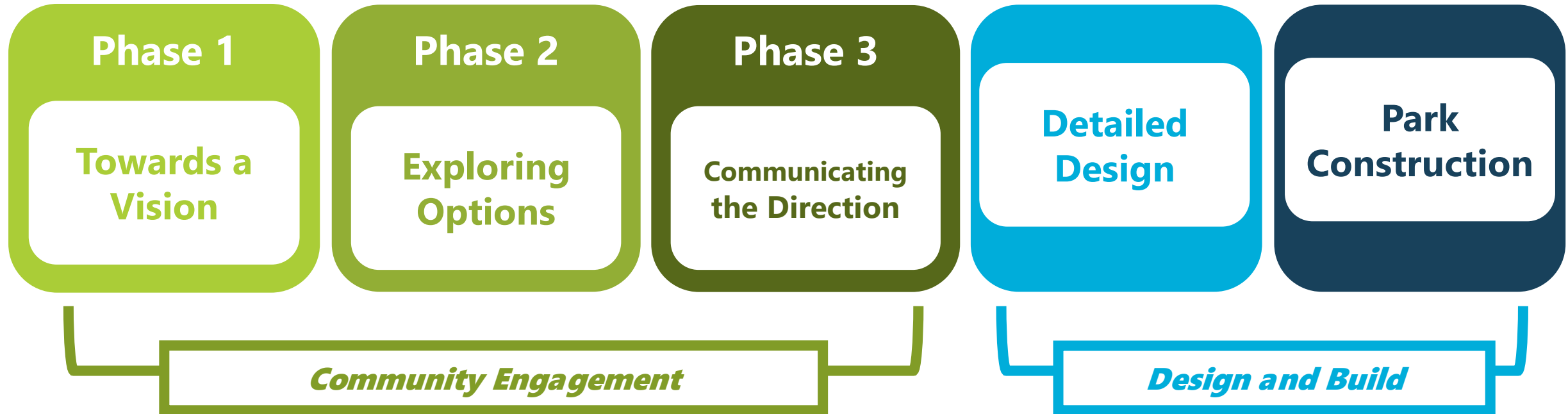
*Parks Planning & Strategies Initiatives*

## 20 Castlefield

*Capital Projects Design & Delivery*

<i>Acquisition</i>	For the City to approve the development of the building at 2400 Yonge Street, the developer (First Capital) was required to provide the City with new parkland.	As part of the Official Plan and Yonge-Eglinton Secondary Plan, Parks, Forestry & Recreation acquired 20 Castlefield to provide the Yonge-Eglinton area with additional park and open space.
<i>Engagement and Design Process</i>	Parks, Forestry & Recreation will lead the engagement and design process for both new parks.	
<i>Development of Design Options</i>	Design options will be created by award winning landscape architecture, and urban design firm DTAH.	A design consultant will be hired through the City of Toronto's procurement process to develop design options.
<i>Construction</i>	First Capital will construct the park with oversight and involvement from Parks, Forestry & Recreation.	Construction will be managed by Parks, Forestry & Recreation, the design consultant, and a procured contractor.
<i>Maintenance</i>	Both parks will be owned and maintained by Parks, Forestry & Recreation.	

# Engagement & Design Process



# Timelines: 20 Castlefield, 2400 Yonge

*Timelines are subject to change.*

## New Park at 20 Castlefield

**Summer-Fall  
2024**

Towards a Vision

**Summer  
2025**

Exploring Options

**Spring 2026**

Communicating  
the Direction

**2026**

Detailed Design

**2027**

Park Construction

**WE ARE  
HERE**

## New Park at 2400 Yonge

**Summer-Fall  
2024**

Towards a Vision

**Winter  
2025**

Exploring Options

**Spring  
2025**

Communicating  
the Direction

**Winter- Fall  
2025**

Detailed Design

**2026 - 2027**

Park Construction

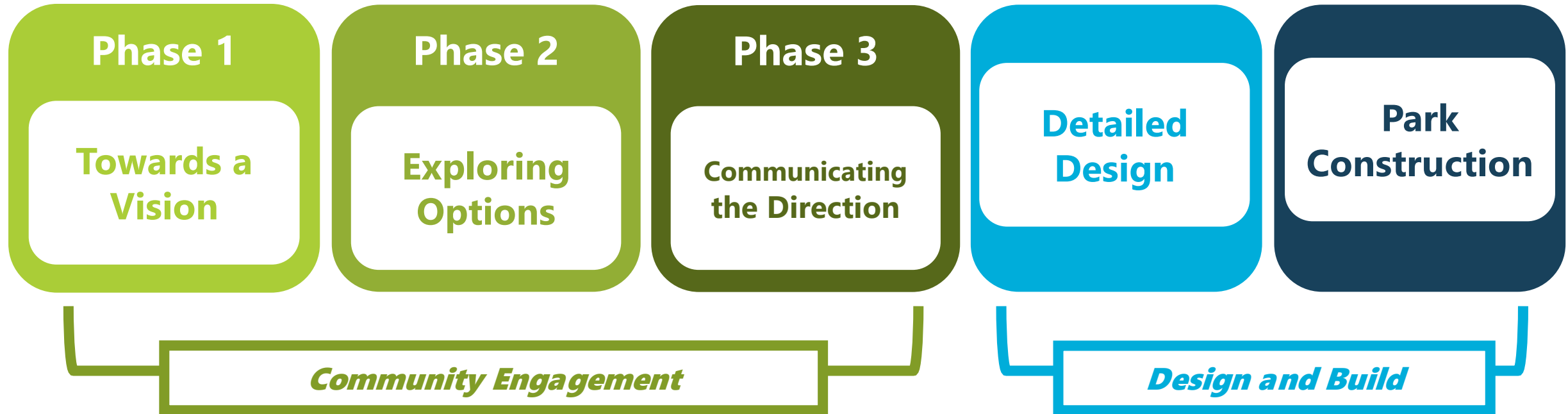
**Any clarifying questions about  
these two parks?**

*If we run out of time, please find Project Coordinators Rana or Hakima after the presentation; they will be happy to answer questions.*

*You can also find contact information for Rana and Hakima on the project webpages.*

# Community Engagement Process

# Engagement & Design Process



# Park Design through Community Engagement

## Phase 1

**Towards a  
Vision**

**Community  
provides  
Vision  
Statement,  
Guiding  
Principles,  
Big Moves**



*Designers  
produce  
2-3  
design  
options*

## Phase 2

**Exploring  
Options**

**Community  
provides  
feedback on  
design options;  
selects preferred  
design**



*Designers  
refine  
preferred  
design*

## Phase 3

**Communicating  
the Direction**

**Feedback on  
preferred design**



**Detailed  
Design**

**Constr-  
uction**

# Phase 1 Engagement Activities for these two parks

## Phase 1

**Towards a  
Vision**

## Phase 2


**Exploring  
Options**

## Phase 3

**Communicating  
the Direction**

**Detailed  
Design**

**Park  
Construction**

- 
- **Online Surveys**
    - **Open July 29-September 5**
  - **Community Pop-Up Events**
    - **August 22, 2024**
      - **11 a.m. – 1 p.m. on Yonge, between Broadway and Roehampton**
      - **2 p.m. – 3 p.m. at 20 Castlefield**
  - **Public Meeting**
    - **Tonight!**





# Community Engagement Process

## Phase 1

**Towards a  
Vision**

**Community  
provides  
Vision  
Statement,  
Guiding  
Principles,  
Big Moves**

**This is what we'll focus on  
tonight.**

**So, let's define  
Vision Statement  
Guiding Principles  
and Big Moves.**

# Phase 1 Community Design Framework

## Vision Statement

A big-picture sentence or paragraph that **describes the ideal future for the space.**

## Guiding Principles

A set of recommendations that **clarify the vision statement** by **describing how people might use the space, or how it should look or feel.**

## Big Moves

Specific suggestions for **how the physical design can achieve the Vision Statement and Guiding Principles.**

*This process creates a shared understanding of the project's goals, to inspire and guide future decisions.*

# Phase 1 Community Design Framework: Example



*Let's imagine my family is renovating and redecorating our house.*

**We have decided to create a Vision Statement, Guiding Principles, and Big Moves** to make sure everyone  
- our family, the builder, and the interior designer -  
**understands and shares the same goals and priorities.**

## Vision Statement

A big-picture sentence or paragraph that **describes the ideal future for the space.**

## Guiding Principles

A set of recommendations that **clarify the vision statement** by **describing how people might use the space, or how it should look or feel.**

## Big Moves

Specific suggestions for **how the physical design can achieve the Vision Statement and Guiding Principles.**

Our house should feel bright and warm.

Our house should be accessible and accommodating.

Our house should be kid-friendly.

## Vision Statement

A big-picture sentence or paragraph that **describes the ideal future for the space.**

## Guiding Principles

A set of recommendations that **clarify the vision statement** by **describing how people might use the space, or how it should look or feel.**

## Big Moves

Specific suggestions for **how the physical design can achieve the Vision Statement and Guiding Principles.**

Our house should feel bright and warm.

**Our house should be accessible and accommodating.**

Our house should be kid-friendly.

### Vision Statement

A big-picture sentence or paragraph that **describes the ideal future for the space.**

## Guiding Principles

A set of recommendations that **clarify the vision statement** by **describing how people might use the space, or how it should look or feel.**

### Big Moves

Specific suggestions for **how the physical design can achieve the Vision Statement and Guiding Principles.**

Our house should feel bright and warm.	By this we mean...
Our house should be accessible and accommodating.	<b>By this we mean...</b> <ul style="list-style-type: none"><li>- the ground floor should be accessible to friends and family of all abilities</li><li>- the design should allow our senior parents to visit overnight</li></ul>
Our house should be kid-friendly.	By this we mean...

### Vision Statement

A big-picture sentence or paragraph that **describes the ideal future for the space.**

### Guiding Principles

A set of recommendations that **clarify the vision statement** by **describing how people might use the space, or how it should look or feel.**

## Big Moves

Specific suggestions for **how the physical design can achieve the Vision Statement and Guiding Principles.**

Our house should feel bright and warm.	By this we mean...	This can be achieved with..
Our house should be accessible and accommodating.	<b>By this we mean...</b> <ul style="list-style-type: none"><li>the ground floor should be accessible to friends and family of all abilities</li><li>the design should allow our senior parents to visit overnight</li></ul>	<b>This can be achieved with...</b> <ul style="list-style-type: none"><li>a single-level ground floor with guest suite and accessible washroom</li><li>chairs with and without armrests</li><li>the existing ramp to the front door</li></ul>
Our house should be kid-friendly.	By this we mean...	This can be achieved with...

# Engagement Activity

To involve everyone here tonight in creating

## **A Vision Statement, Guiding Principles and Big Moves**

for both parks, we've created some activity boards for discussion and feedback.

First, we'll provide some instructions. *All the instructions are also on the boards.*

Then, you will need:

- A pen
- Sticky notes
- Round stickers



# 3 Info Boards

## New Park at 20 Castlefield Avenue

### About the Project

A new 3,750 m<sup>2</sup> park, about the size of two NHL hockey rinks, is coming to 20 Castlefield Avenue.

The following features are currently available for community use on the future park site:

- + Dedicated pickleball court
- + Full basketball court
- + Paved play area and community gathering space
- + Tables and seating


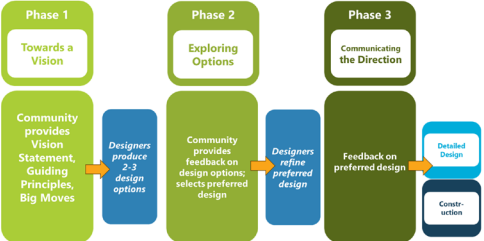


### Project Timeline

*\*Timelines are subject to change*



### Public Engagement Timeline



Scan the QR code to visit the project webpage for more detailed information and sign up for e-updates.

For more information, visit [toronto.ca/20Castlefield](https://toronto.ca/20Castlefield)

## Engagement Phase 1: What we've heard so far

Visit [toronto.ca/20Castlefield](https://toronto.ca/20Castlefield) for a detailed summary report

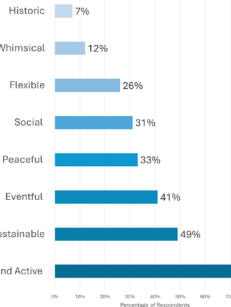
### ONLINE SURVEY

Complete the following statement: "The new park at 20 Castlefield Avenue should be a place where..."

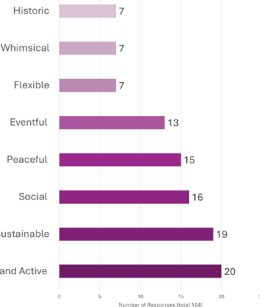
- Teenagers and young adults can gather and play
- People can escape the city, connect with nature and enjoy greenery and the outdoors
- People can relax and unwind in a quiet and peaceful environment
- Different activities and events are possible in a flexible space
- Everyone can play and gather safely

What would you most like the character of the new park at 20 Castlefield Avenue to be?

### ONLINE SURVEY



### POP UP EVENTS



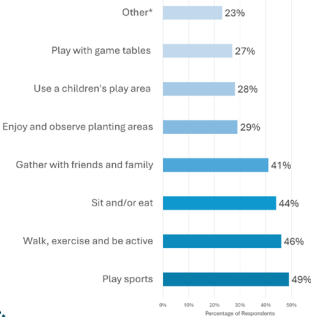
### ONLINE SURVEY Keyword Word Cloud



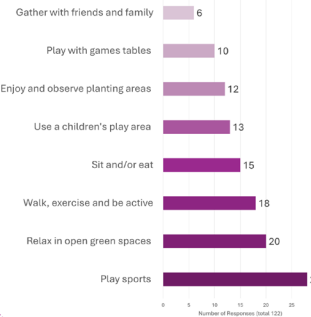
## What we've heard so far

What activities would you like to do at this park?

### ONLINE SURVEY



### POP UP EVENTS



### ONLINE SURVEY

Top responses to "other" activities:

- Play pickleball
- Use an area designated for dogs
- Play basketball
- Enjoy nature
- Skateboard

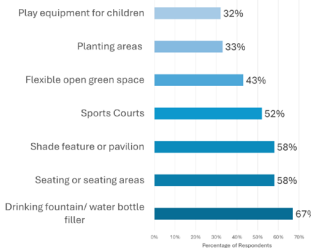
### POP UP EVENTS

Additional comments from pop up events:

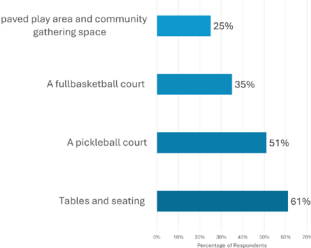
- Pickleball and basketball
- Include a fenced off-leash area for dogs
- Use a children's play area
- Create a multi-use space for events
- Add fencing, trash cans, seating, a washroom

When you think about using this new park, what park features do you feel are most important? (responses above 30%)

### ONLINE SURVEY



### ONLINE SURVEY



# Vision Statement Board

1. Read the draft Vision Statement written by the project team.

2. Below the draft vision statement is a line, from green to red.

Place a sticker to indicate how you feel about the draft vision statement (happy to the left, unhappy to the right).

3. If you would like to propose edits to the Vision Statement, write your suggestion on a sticky note and place it near the wording you would like changed.

## Vision Statement

A **Vision Statement** is a **short sentence or paragraph that describes the big-picture goals and objectives** of a project.

The project team has written a **DRAFT** vision statement based on feedback from the online survey and pop-up events.

### **DRAFT** Vision Statement for the New Park at 20 Castlefield

*The new park at 20 Castlefield will be a vibrant, sustainable public space that fosters play, connection and relaxation for visitors of all ages.*

*The park will provide active recreation areas such as sport courts where people can play sports and exercise.*

*The park will feature sustainable materials and include greenery and plantings to create an escape from the city where people can connect with nature.*

*The park will have plenty of shaded, accessible seating for people of all ages to relax individually or with friends and family.*

*The park will be flexible, with the option to host small events and adapt to the community's evolving needs.*

### **ENGAGEMENT INSTRUCTIONS**

Place a sticker of any colour along the line below to indicate how you feel about the Draft Vision Statement.



If you are not satisfied with the Vision Statement and would like to propose edits, please write your changes on a sticky note and place it next to or above the wording you think should be changed.

# Guiding Principles and Big Moves Boards

1. On both boards you'll see a table; the headings of the table are the top "characters" for the park.
2. Under each character, we've given some examples of Guiding Principles and Big Moves.
3. If you agree with an example, add a green sticker on it – if you disagree, add a red sticker.
4. Use sticky notes to add your own Big Moves.
5. Use stickers to agree or disagree with others that have been added!

## Big Moves

**Big Moves** are specific suggestions for how the physical design can achieve the Vision Statement and Guiding Principles.

### ENGAGEMENT INSTRUCTIONS

The top row of the table below includes the most popular "characters" for the park.

Under each character, the project team has given some examples of Big Moves.

- If you agree with an example Big Move, add a green sticker on it – if you disagree, add a red sticker.
- Use sticky notes to add your own Big Moves.
- Use stickers to agree or disagree with others that have been added!

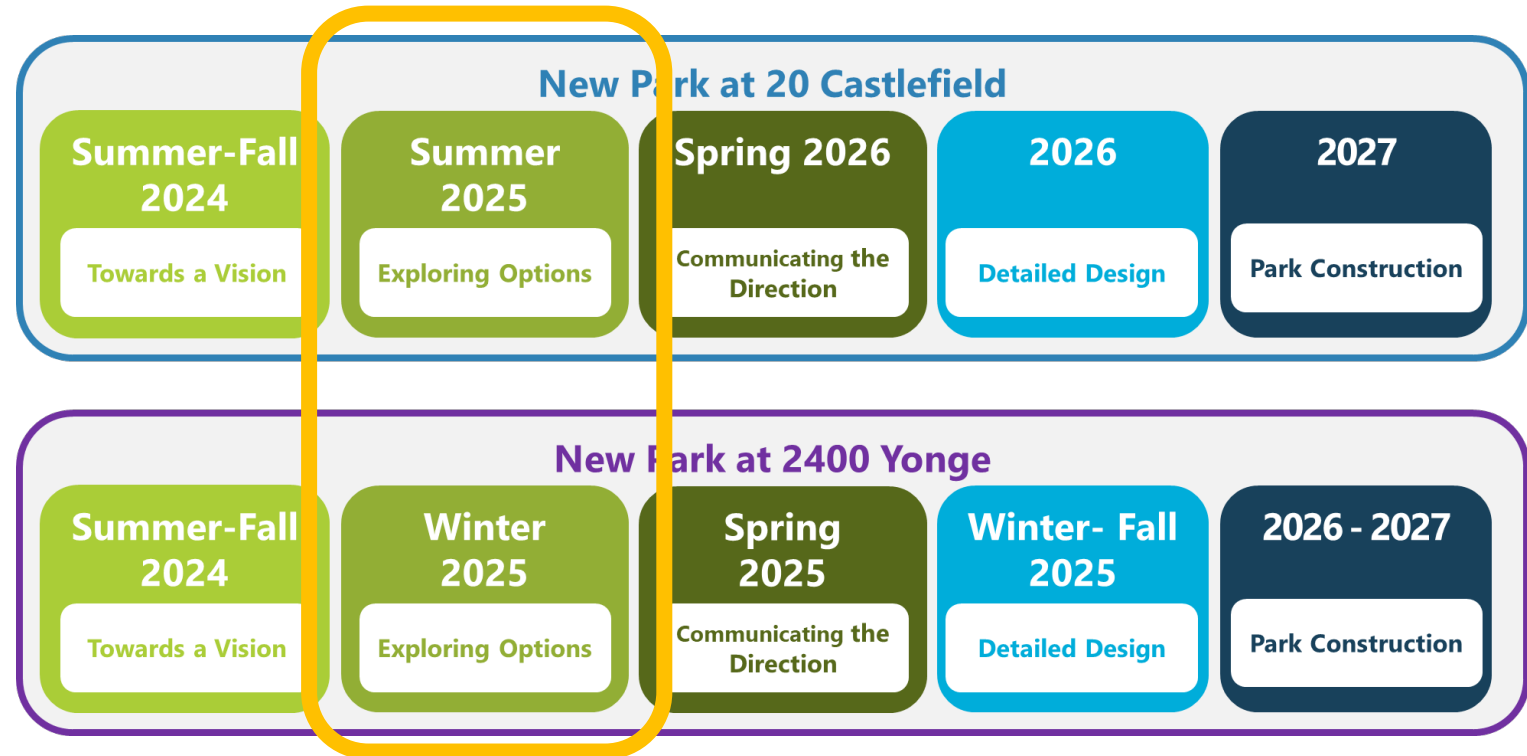
The new park should be:				
Playful and Active	Green and Sustainable	Eventful	Peaceful	Social
This can be achieved with...				
Basketball court Exercise equipment Kids' play equipment	Open green lawn Native plants Mature trees Permeable paving	Open plaza-style space Small stage or bandstand	Meandering paths Water feature Shade pavilion	Bistro table and chair sets Abundant accessible seating Off-leash area for dogs

**Thank you for your time and for joining the  
conversation!**

# Next Steps

- The project team will write summaries of what we learned from this meeting and add them to the project webpages.\*
- The feedback from Community Engagement Phase 1 will be used to create 2-3 design options for each park, which will be presented to the public for feedback in Community Engagement Phase 2.\*
- When the 2-3 designs are drafted, the project teams will set dates for Phase 2 engagement. \*

*\*Visit the project webpages to subscribe to receive email updates – you'll be the first to know about each of these next steps!*



## Contact Info

**New Park at 20 Castlefield**  
**[Toronto.ca/20Castlefield](https://toronto.ca/20Castlefield)**

**Rosemary McManus**, Senior Public Consultation Coordinator

- [Rosemary.McManus@toronto.ca](mailto:Rosemary.McManus@toronto.ca)
- 416-396-7826

**Hakima Hoseini**, Senior Project Coordinator, Landscape Architect

- [hakima.hoseini@toronto.ca](mailto:hakima.hoseini@toronto.ca)
- 416-395-0242

**New Park at 2400 Yonge**  
**[Toronto.ca/2400YongePark](https://toronto.ca/2400YongePark)**


**Helen Luu**, Senior Public Consultation Coordinator

- [Helen.Luu@toronto.ca](mailto:Helen.Luu@toronto.ca)
- 416-392-4267

**Rana Soldouz**, Senior Project Coordinator, Landscape Architect

- [Rana.Soldouz@toronto.ca](mailto:Rana.Soldouz@toronto.ca)
- 416-394-2952

**Please take the meeting  
evaluation survey!**



**[https://cotsurvey.chkmkt.com/  
DuplexParks2024](https://cotsurvey.chkmkt.com/DuplexParks2024)**