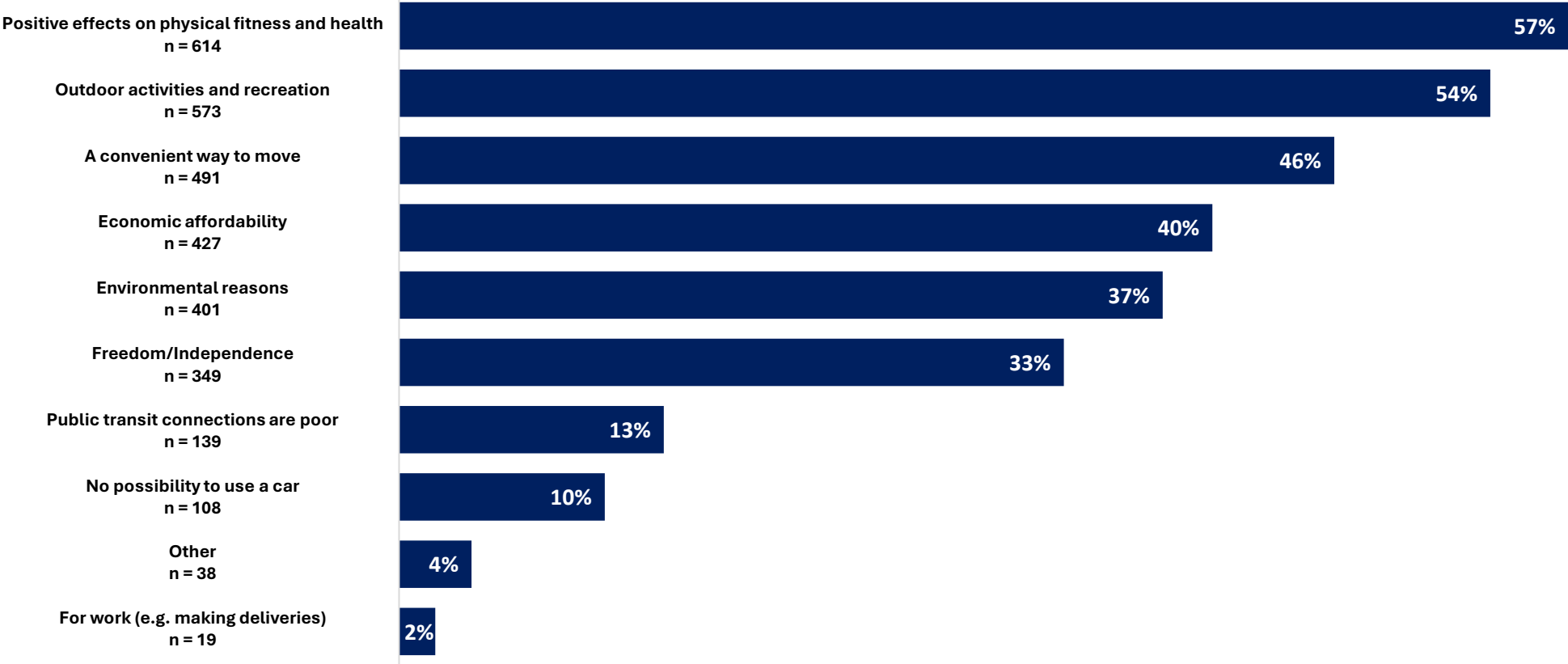


Motivation & Barriers



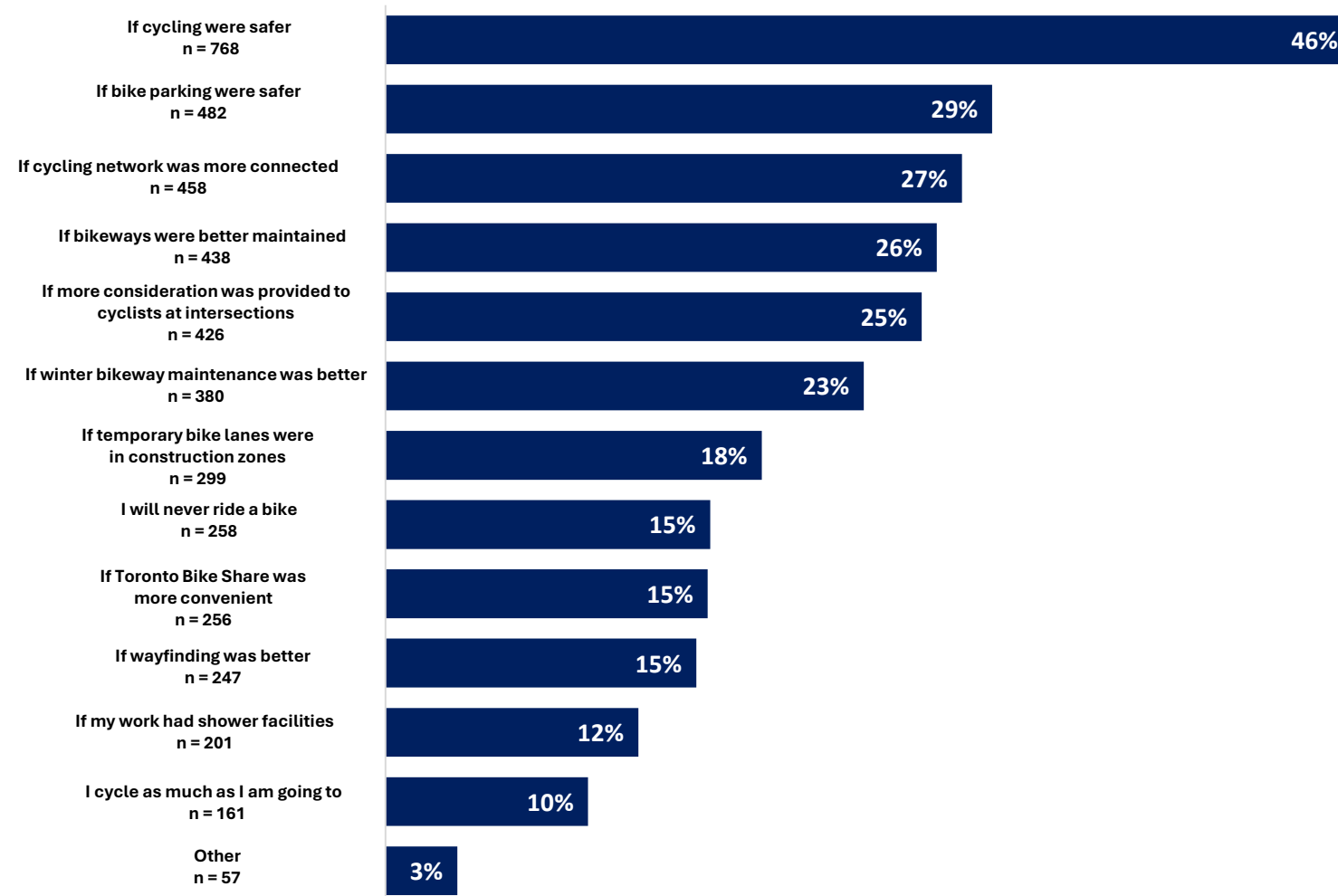
Reasons for cycling



Question – (Ask CYCLISTS only) What are your main reasons for cycling? Select all that apply.

N = 1070

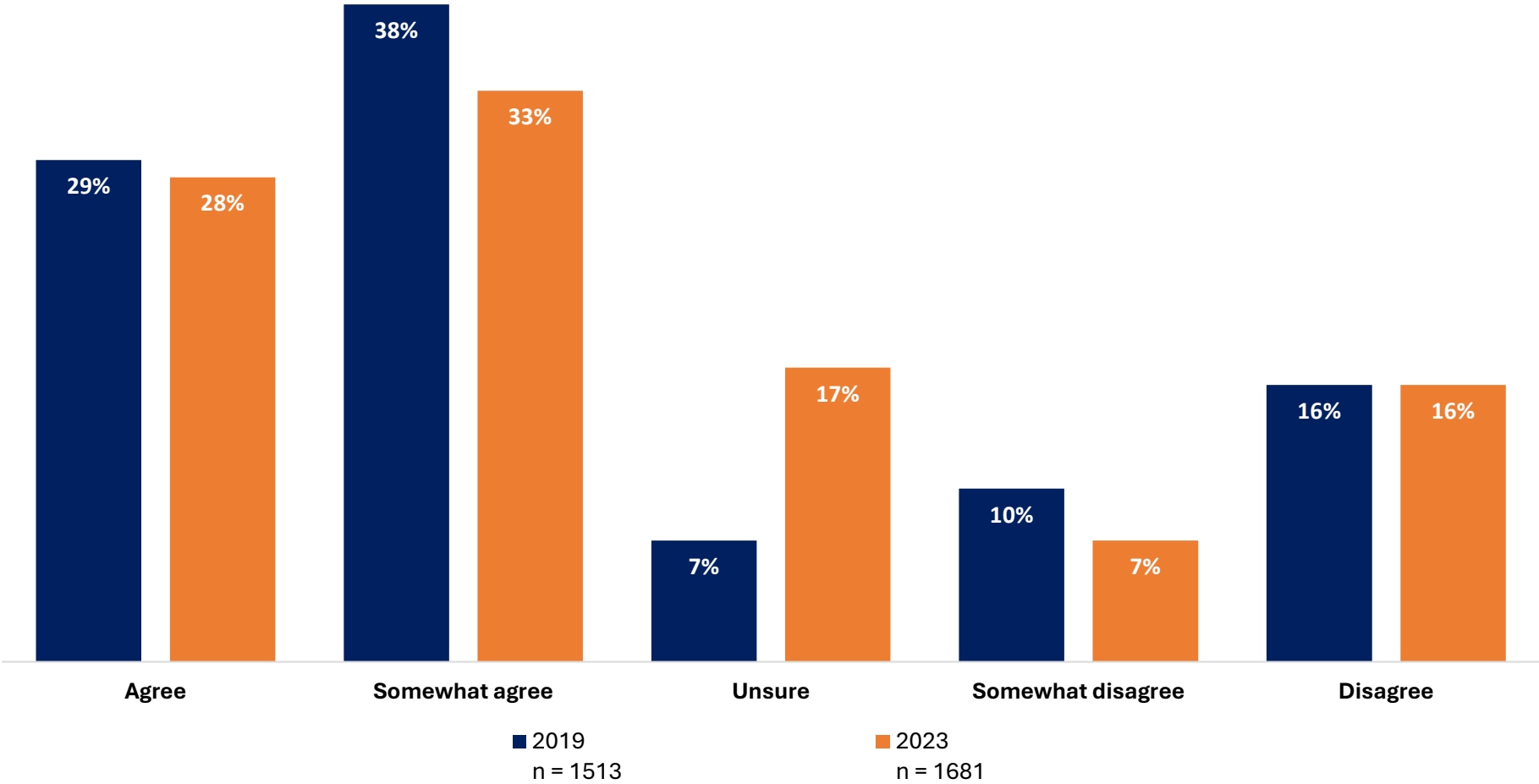
Factors for encouraging cycling



Question – What factors, if any, would make you cycle more than you currently do, or start cycling? Select all that apply

N = 1681

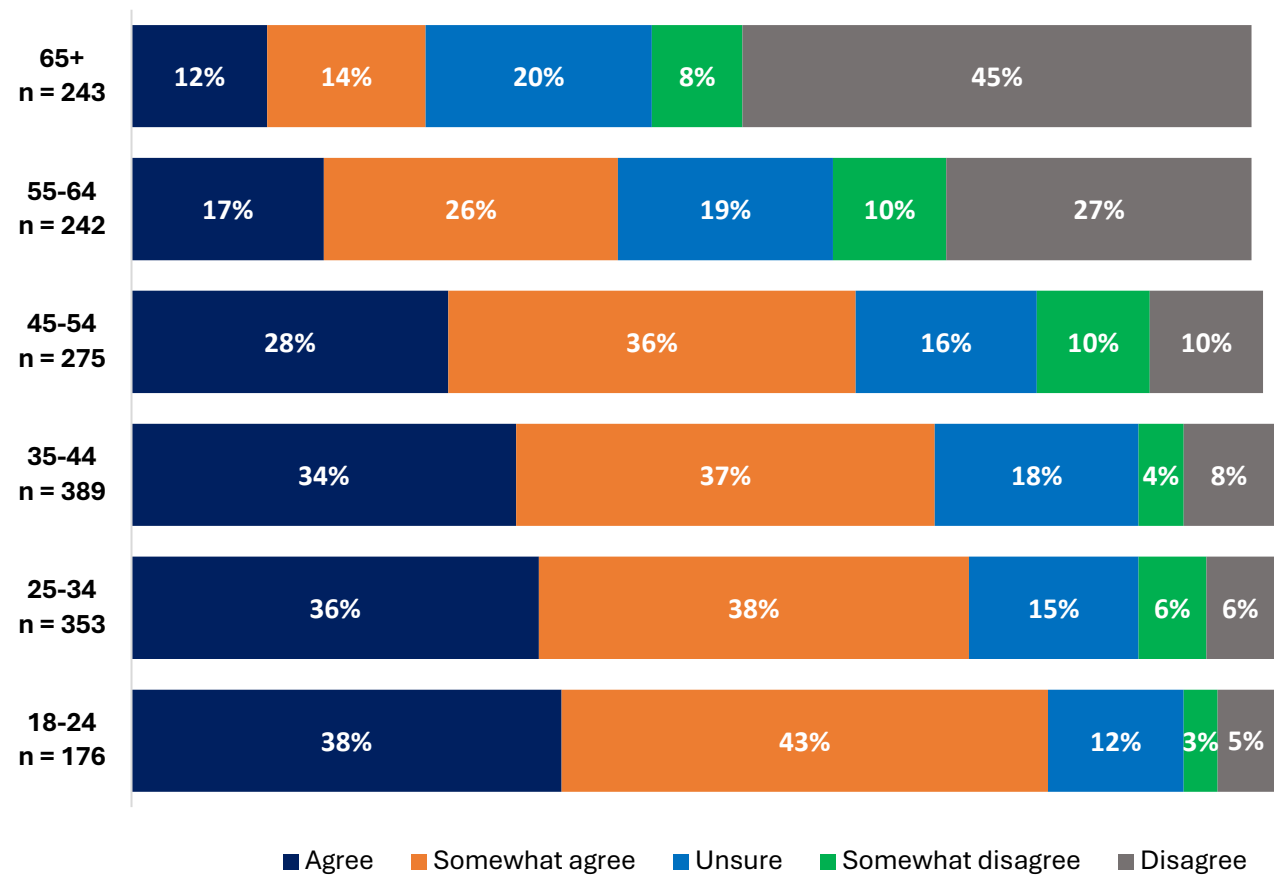
Want to bike more in 2019 vs. 2023



Question (2023) – To what extent do you agree with the following statement: “I would like to travel by bike more than I do now”?

Question (2019) – Do you agree, somewhat agree, somewhat disagree or disagree with this phrase: “I would like to travel by bike more than I do now”?

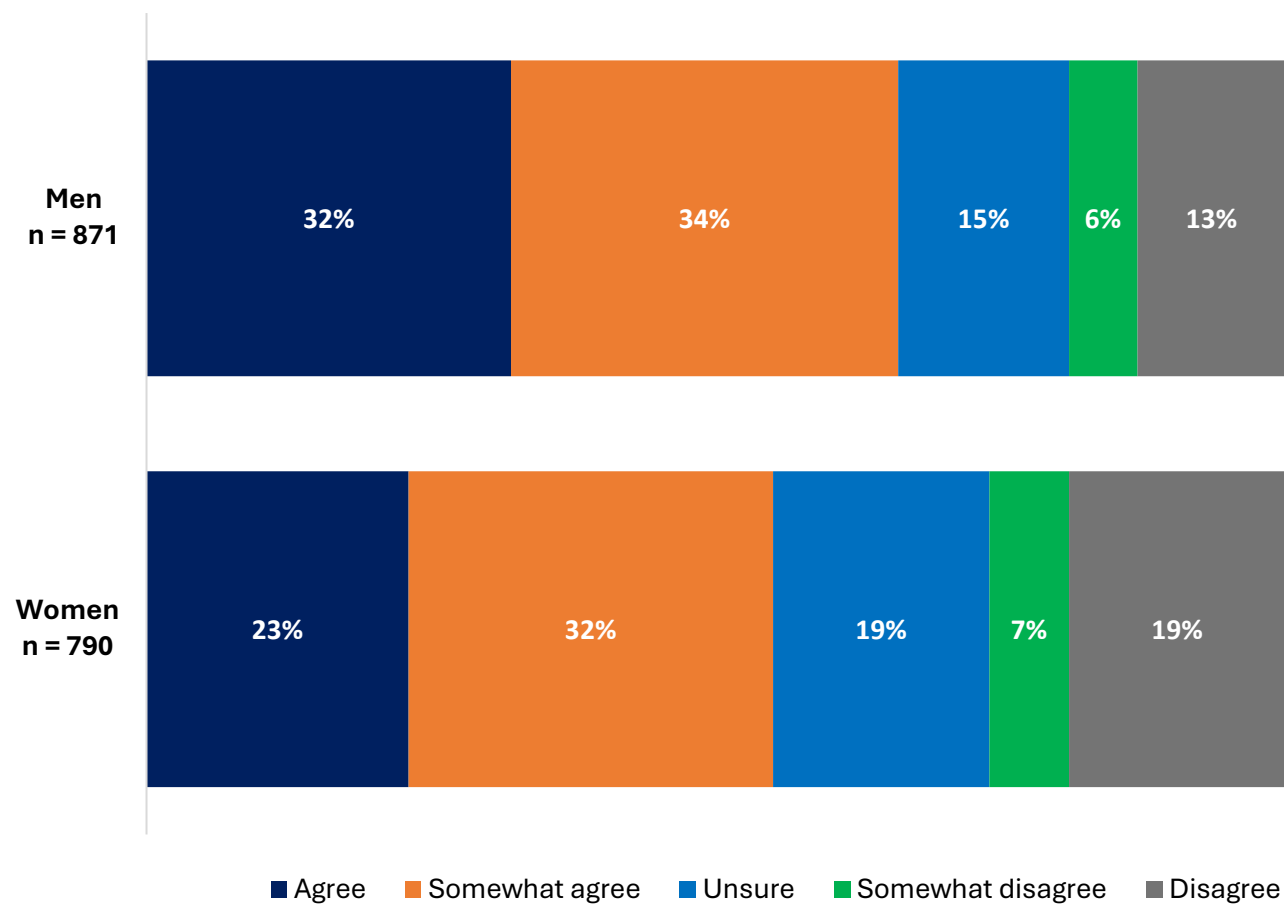
Wanting to cycle more and Age



Question – To what extent do you agree with the following statement: “I would like to travel by bike more than I do now”?

N = 1678
Charts may not add up to 100% due to rounding

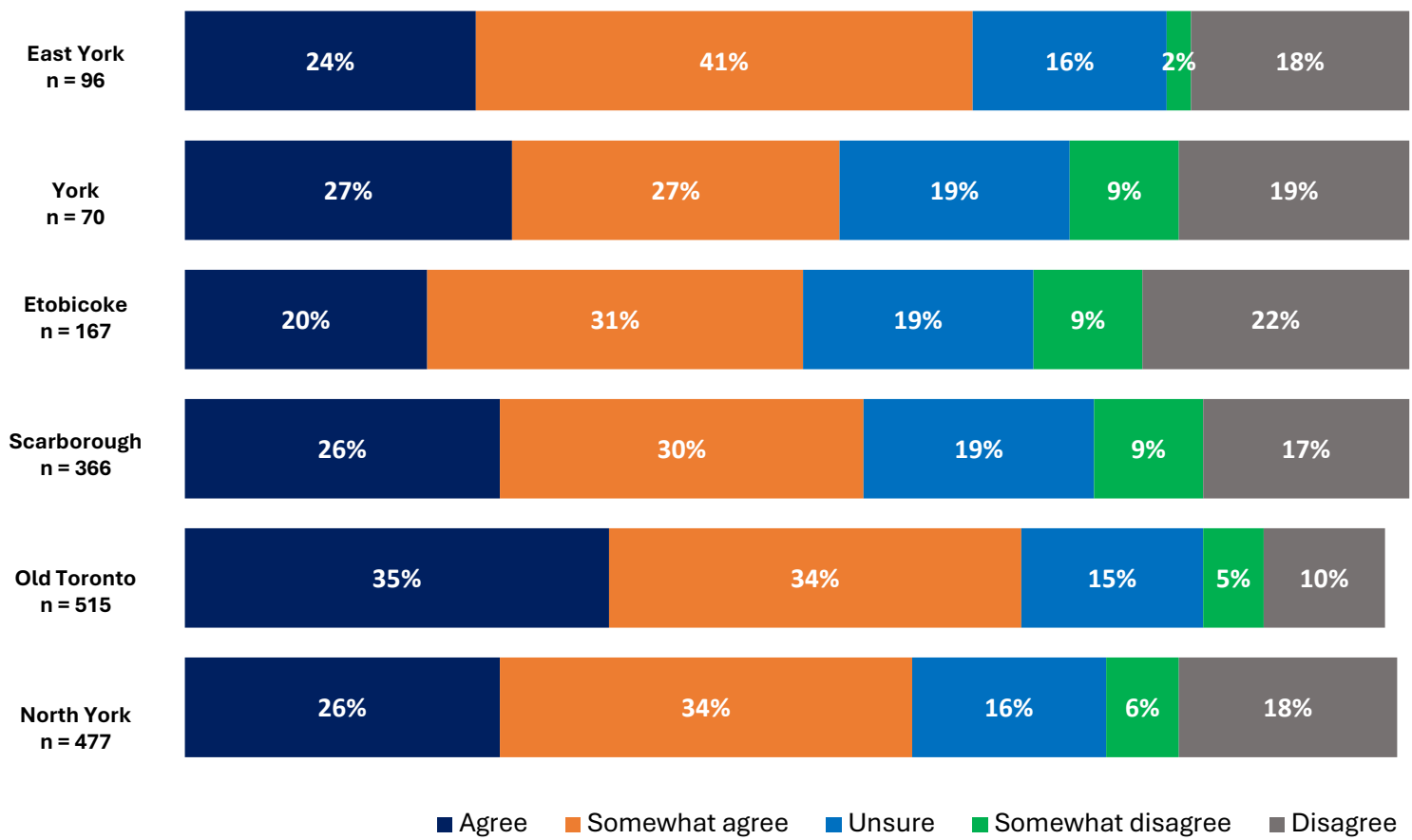
Wanting to cycle more and Gender



Question – To what extent do you agree with the following statement: “I would like to travel by bike more than I do now”?

N = 1661
Charts may not add up to 100% due to rounding

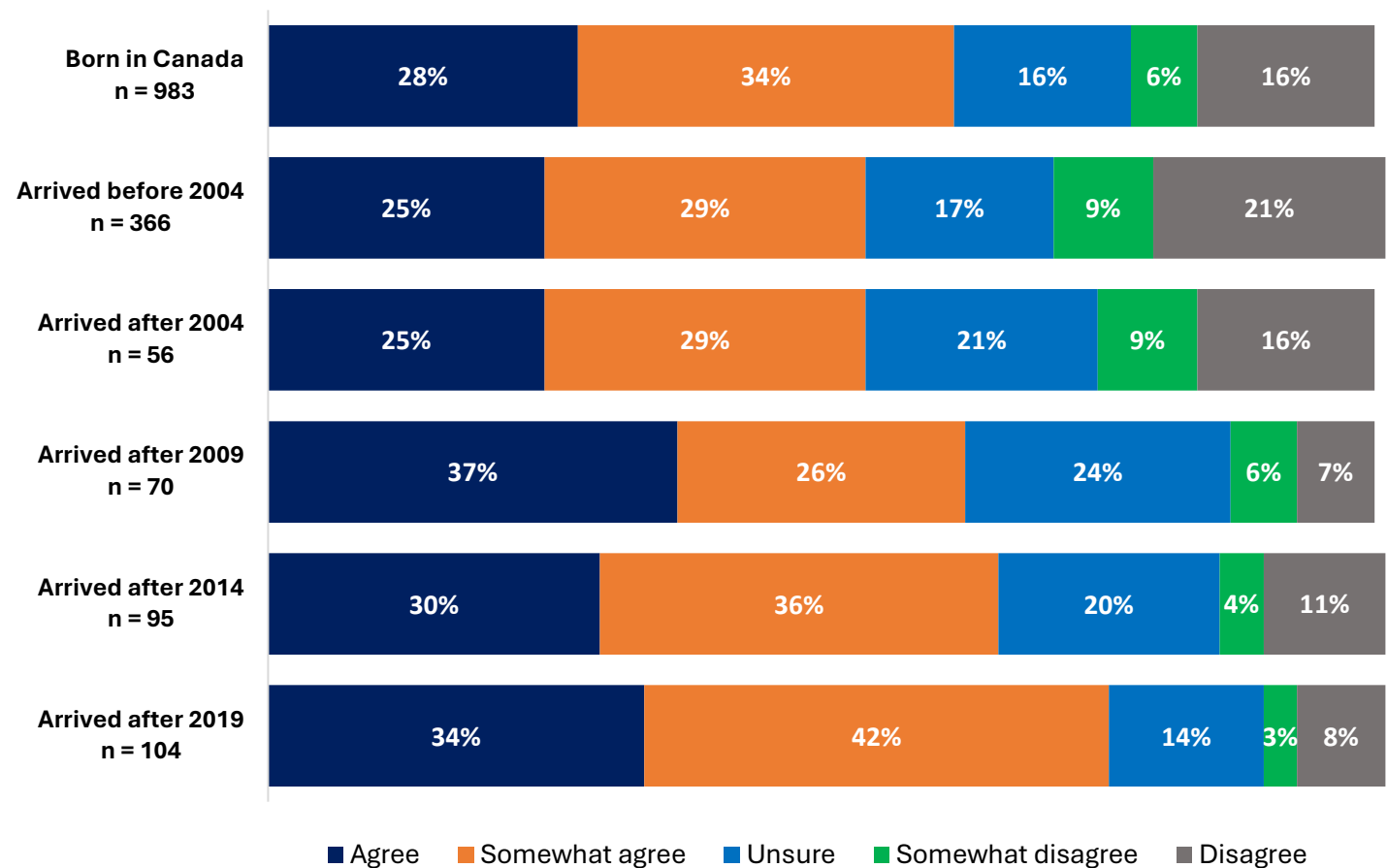
Wanting to cycle more and District



Question – To what extent do you agree with the following statement: “I would like to travel by bike more than I do now”?

N = 1681
Charts may not add up to 100% due to rounding

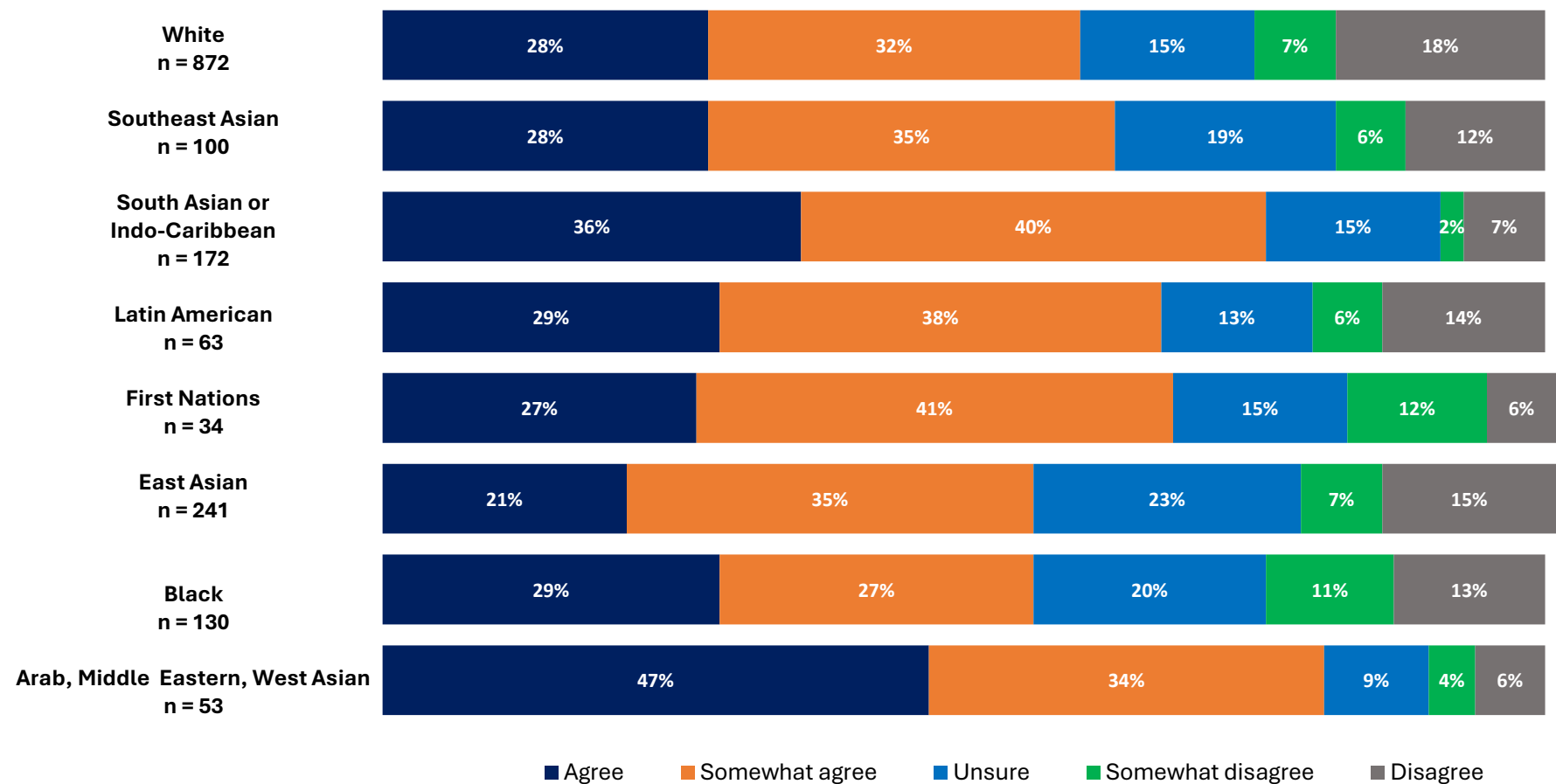
Wanting to cycle more and Newcomer Status



Question – To what extent do you agree with the following statement: “I would like to travel by bike more than I do now”?

N = 1674

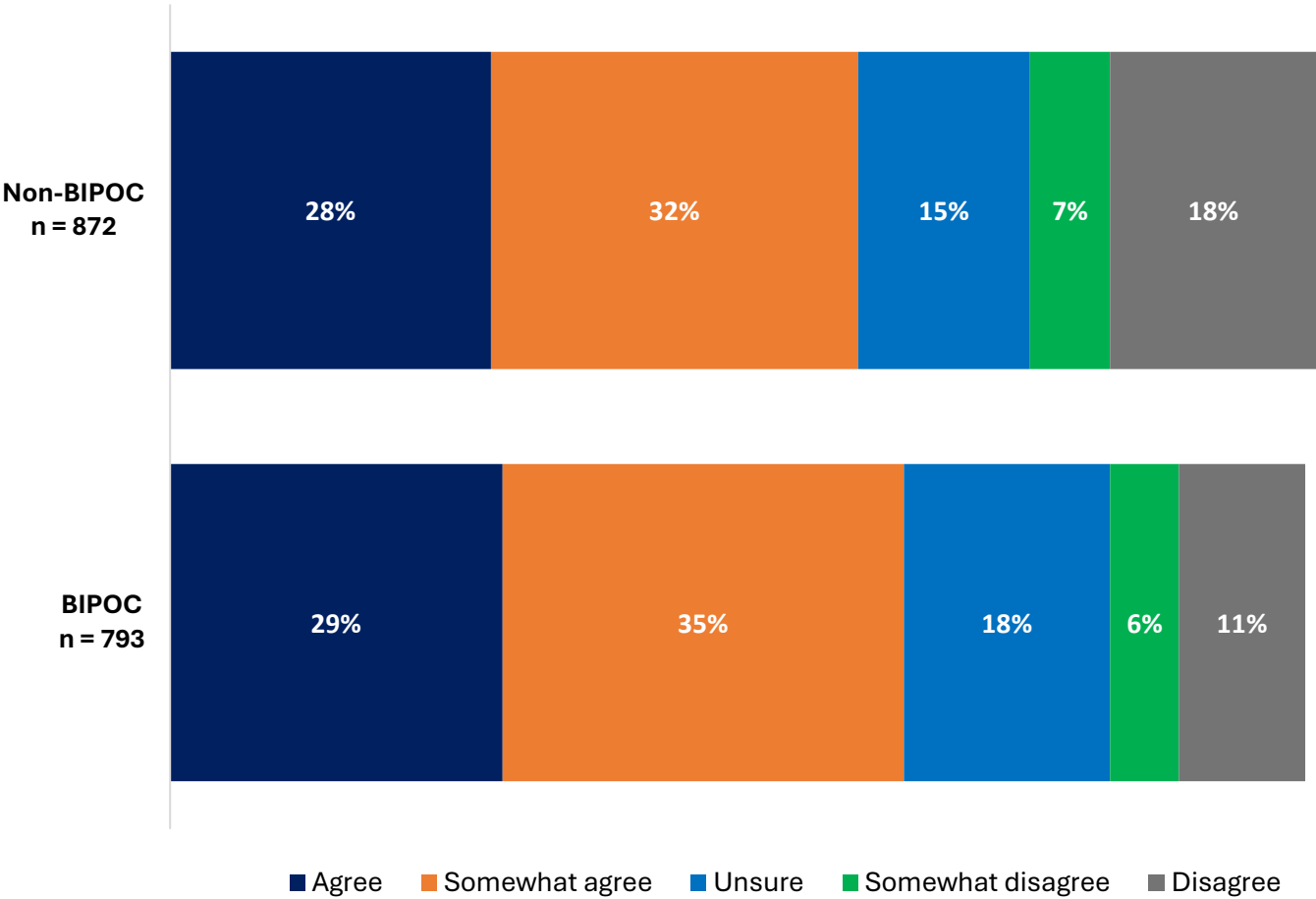
Wanting to cycle more and Racial Identity



Question – To what extent do you agree with the following statement: “I would like to travel by bike more than I do now”?

N = 1674

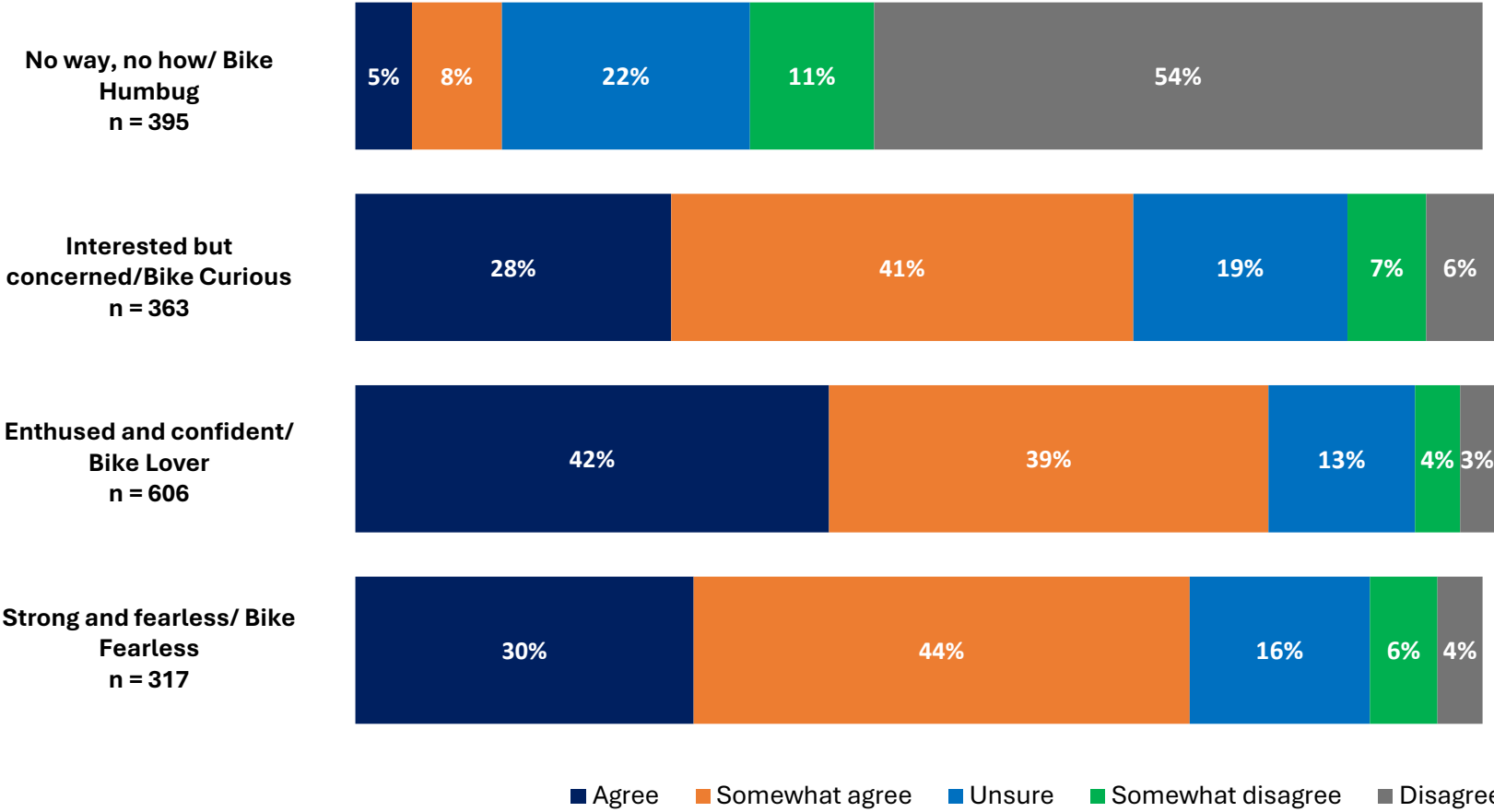
Wanting to cycle more and Racial Identity (BIPOC vs. Non-BIPOC)



Question – To what extent do you agree with the following statement: “I would like to travel by bike more than I do now”?

N = 1674

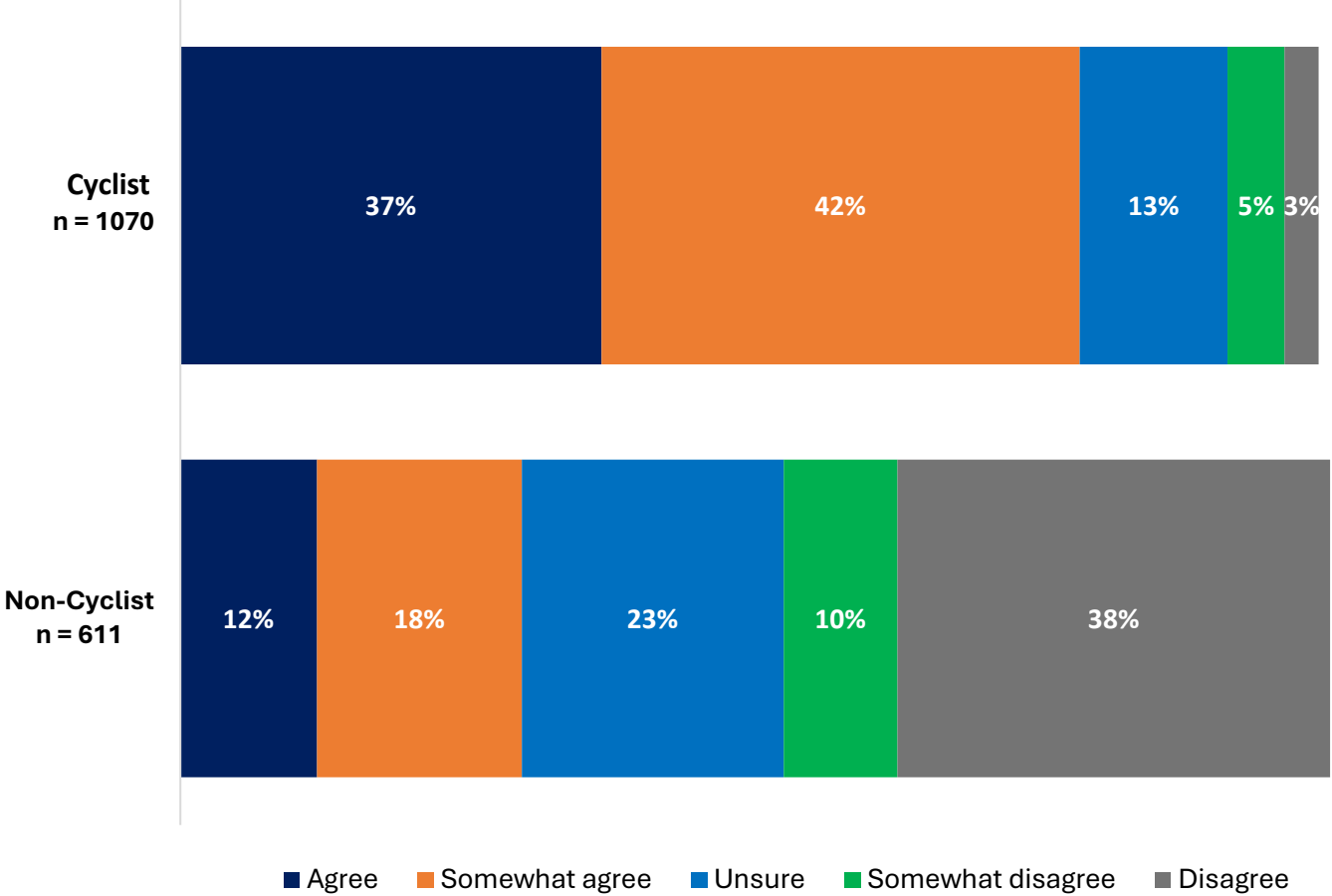
Wanting to cycle more and Cycling comfort level



Question – To what extent do you agree with the following statement: “I would like to travel by bike more than I do now”?

N = 1681
Charts may not add up to 100% due to rounding

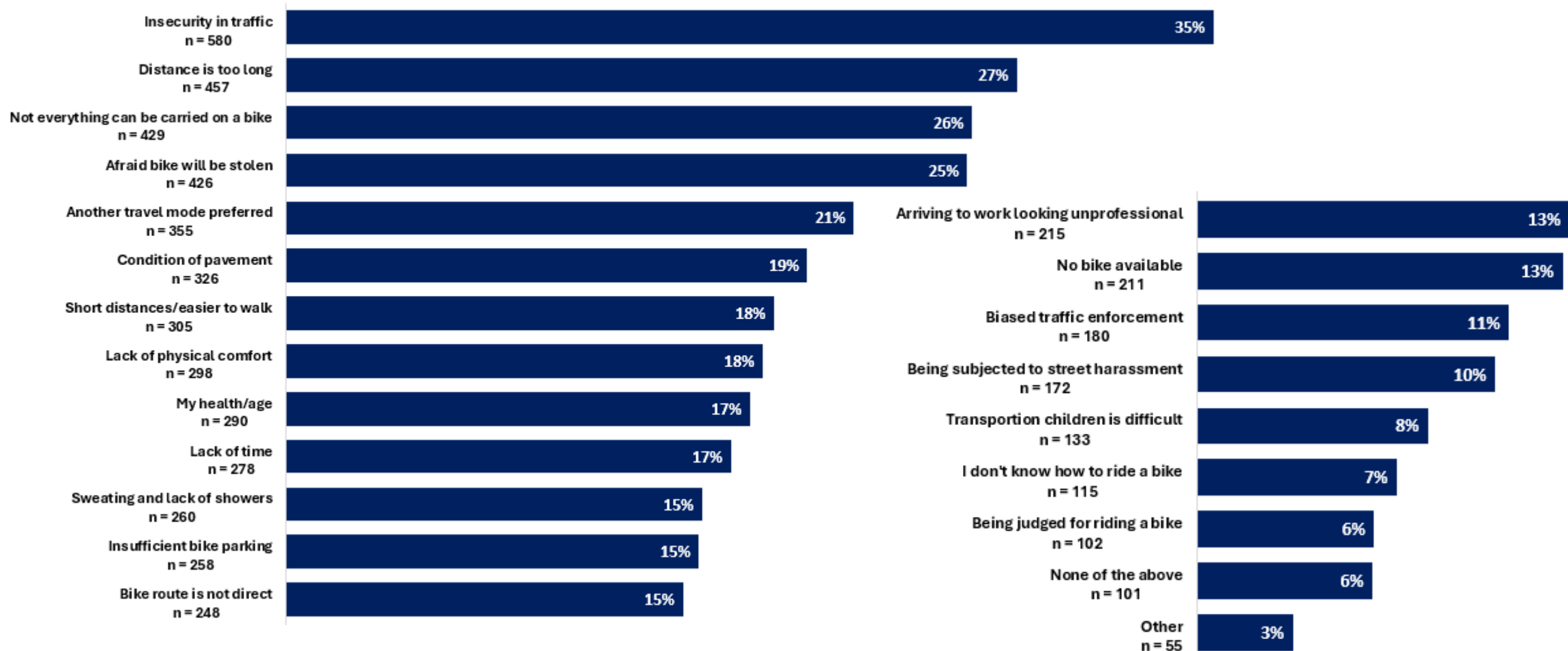
Wanting to cycle more and Cyclist vs. Non-Cyclist



Question – To what extent do you agree with the following statement: “I would like to travel by bike more than I do now”?

N = 1681

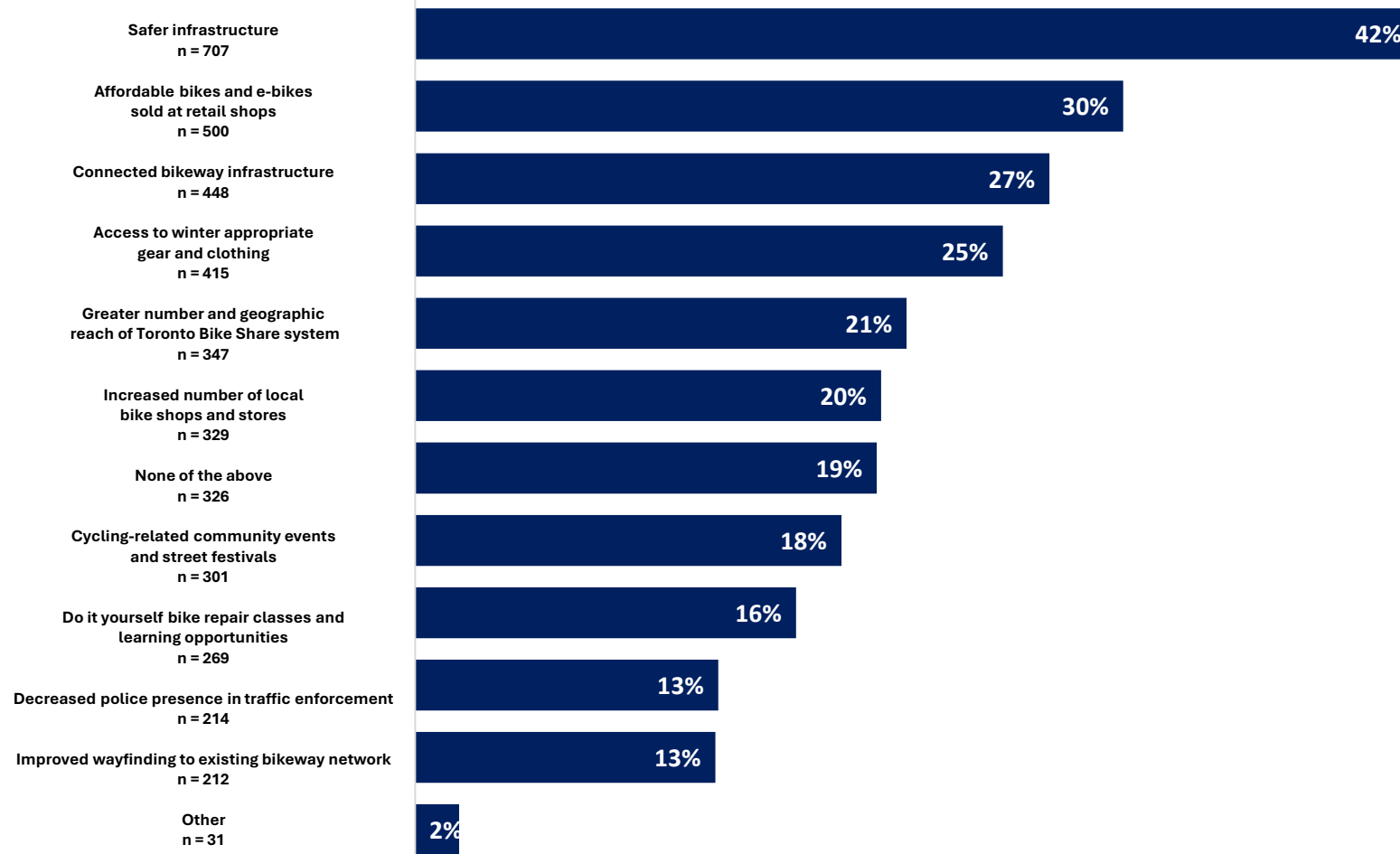
Factors that discourage cycling



Question – Which factors have had the greatest influence on you not cycling or not cycling more often? Select all that apply.

N = 1681

Factors for making cycling more welcoming and accessible



Question – Which factors would be important in making cycling in Toronto more welcoming and accessible to you? Select all that apply.

N = 1681

Factors that make cycling more welcoming and accessible and Age

	18-24 n = 176	25-34 n = 353	35-44 n = 389	45-54 n = 275	55-65 n = 242	65+ n = 243
Safer infrastructure	39%	39%	43%	47%	48%	37%
Affordable bikes and e-bikes sold at retail shops	39%	33%	29%	37%	27%	13%
Connected bikeway infrastructure	21%	24%	28%	28%	31%	25%
Access to winter appropriate gear and clothing	38%	34%	25%	28%	16%	6%
Greater number and geographic reach of Toronto Bike Share system	22%	22%	25%	24%	19%	8%
Increased number of local bike shops and stores	23%	27%	28%	19%	9%	4%
None of the above	10%	10%	10%	18%	30%	46%
Cycling-related community events and street festivals (i.e. Open Streets, large group rides, etc.)	19%	22%	23%	22%	12%	5%
Do it yourself bike repair classes and learning opportunities	15%	20%	21%	22%	10%	5%
Decreased police presence in traffic enforcement	13%	20%	17%	11%	7%	3%
Improved wayfinding to existing bikeway network	10%	12%	11%	16%	13%	14%

Question – What factors would be important in making cycling in Toronto more welcoming and accessible for you? Select all that apply.

N = 1678

Factors that make cycling more welcoming and accessible and Gender

	Women n = 790	Men n = 871
Safer infrastructure	46%	39%
Affordable bikes and e-bikes sold at retail shops	29%	31%
Connected bikeway infrastructure	28%	25%
Access to winter appropriate gear and clothing	23%	26%
Greater number and geographic reach of Toronto Bike Share system	20%	22%
Increased number of local bike shops and stores	16%	22%
None of the above	22%	17%
Cycling-related community events and street festivals (i.e. Open Streets, large group rides, etc.)	17%	19%
Do it yourself bike repair classes and learning opportunities	14%	18%
Decreased police presence in traffic enforcement	9%	16%
Improved wayfinding to existing bikeway network	14%	11%

Question – What factors would be important in making cycling in Toronto more welcoming and accessible for you? Select all that apply.

N = 1661

Factors that make cycling more welcoming and accessible and District

	North York n = 477	Old Toronto n = 515	Scarborough n = 356	Etobicoke n = 167	York n = 70	East York n = 60
Safer infrastructure	43%	37%	46%	41%	44%	48%
Affordable bikes and e-bikes sold at retail shops	31%	27%	33%	26%	26%	34%
Connected bikeway infrastructure	24%	23%	34%	28%	23%	32%
Access to winter appropriate gear and clothing	23%	28%	25%	17%	21%	21%
Greater number and geographic reach of Toronto Bike Share system	18%	24%	24%	13%	14%	21%
Increased number of local bike shops and stores	19%	25%	18%	12%	20%	15%
None of the above	20%	14%	21%	28%	27%	21%
Cycling-related community events and street festivals (i.e. Open Streets, large group rides, etc.)	16%	23%	15%	11%	27%	15%
Do it yourself bike repair classes and learning opportunities	13%	19%	17%	11%	14%	17%
Decreased police presence in traffic enforcement	12%	19%	11%	7%	10%	5%
Improved wayfinding to existing bikeway network	14%	10%	18%	9%	6%	13%

Question – What factors would be important in making cycling in Toronto more welcoming and accessible for you? Select all that apply.

N = 1681

Factors that make cycling more welcoming and Newcomer Status

	Arrived after 2019 n = 104	Arrived after 2014 n = 95	Arrived after 2009 n = 70	Arrived after 2004 n = 56	Arrived before 2004 n = 366	Born in Canada n = 983
Safer infrastructure	49%	45%	51%	50%	46%	38%
Affordable bikes and e-bikes sold at retail shops	49%	43%	33%	36%	27%	27%
Connected bikeway infrastructure	35%	32%	26%	38%	32%	23%
Access to winter appropriate gear and clothing	41%	34%	33%	29%	20%	23%
Greater number and geographic reach of Toronto Bike Share system	28%	26%	26%	25%	21%	19%
Increased number of local bike shops and stores	24%	27%	10%	21%	14%	21%
None of the above	6%	13%	16%	11%	24%	20%
Cycling-related community events and street festivals (i.e. Open Streets, large group rides, etc.)	23%	27%	21%	13%	16%	17%
Do it yourself bike repair classes and learning opportunities	18%	14%	20%	9%	14%	17%
Decreased police presence in traffic enforcement	16%	16%	4%	14%	9%	14%
Improved wayfinding to existing bikeway network	20%	23%	9%	20%	17%	9%

Question – What factors would be important in making cycling in Toronto more welcoming and accessible for you? Select all that apply.

N = 1674

Factors that make cycling more welcoming and accessible and Racial Identity (BIPOC vs. Non-BIPOC)

	BIPOC n = 793	Non-BIPOC n = 872
Safer infrastructure	47%	38%
Affordable bikes and e-bikes sold at retail shops	34%	26%
Connected bikeway infrastructure	30%	23%
Access to winter appropriate gear and clothing	32%	19%
Greater number and geographic reach of Toronto Bike Share system	26%	17%
Increased number of local bike shops and stores	21%	20%
None of the above	13%	24%
Cycling-related community events and street festivals (i.e. Open Streets, large group rides, etc.)	20%	16%
Do it yourself bike repair classes and learning opportunities	18%	15%
Decreased police presence in traffic enforcement	14%	13%
Improved wayfinding to existing bikeway network	17%	9%

Question – What factors would be important in making cycling in Toronto more welcoming and accessible for you? Select all that apply.
N = 1665

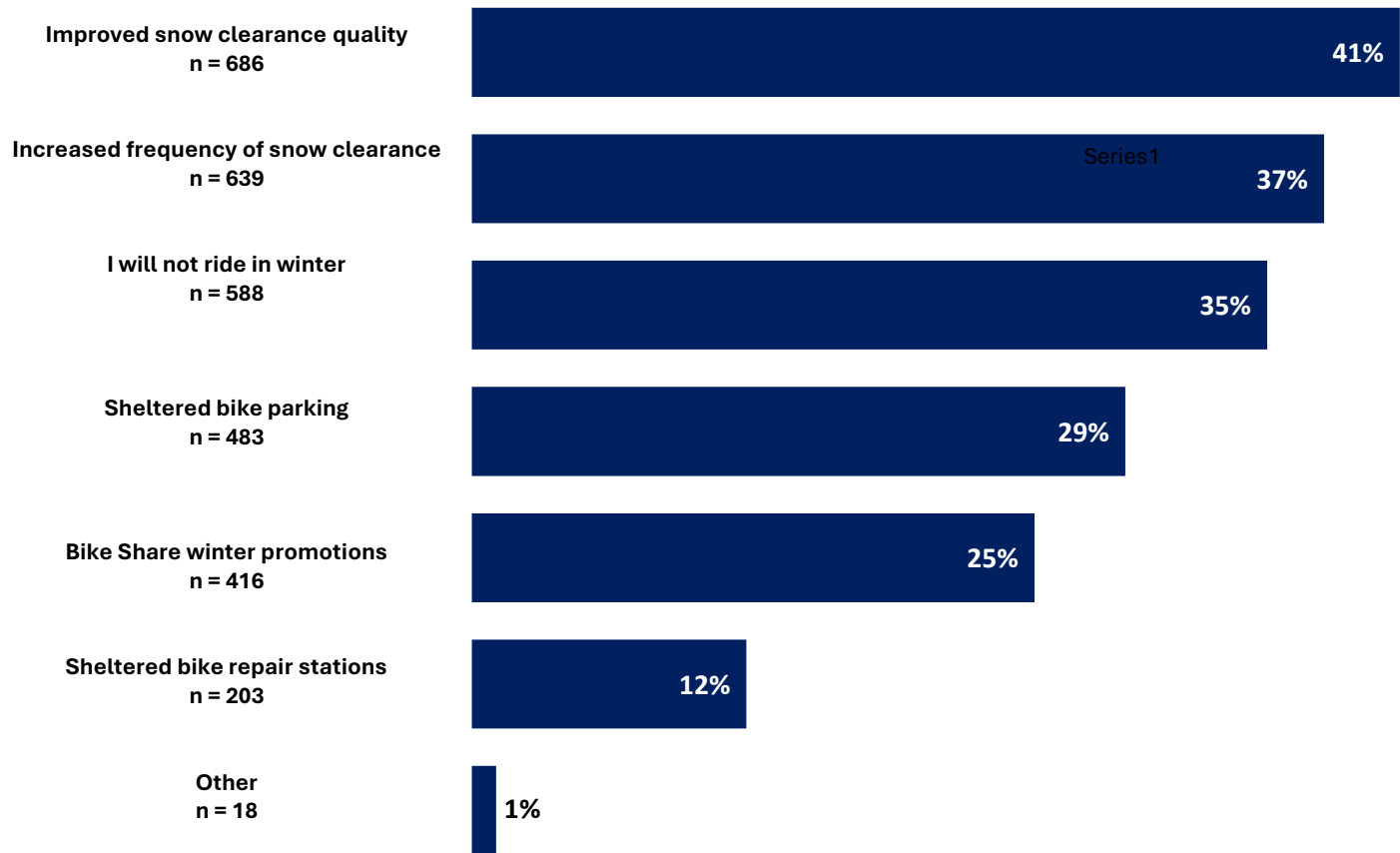
Factors that make cycling more welcoming and accessible and Cycling Comfort Level

	Strong and fearless/ Bike Fearless n = 317	Enthused and confident/ Bike Lover n = 606	Interested but concerned/ Bike Curious n = 363	No way, no how/ Bike Humbug n = 395
Safer infrastructure	30%	46%	61%	28%
Affordable bikes and e-bikes sold at retail shops	27%	39%	33%	15%
Connected bikeway infrastructure	16%	33%	38%	14%
Access to winter appropriate gear and clothing	31%	31%	23%	11%
Greater number and geographic reach of Toronto Bike Share system	16%	28%	25%	9%
Increased number of local bike shops and stores	26%	27%	17%	6%
None of the above	13%	7%	11%	52%
Cycling-related community events and street festivals (i.e. Open Streets, large group rides, etc.)	20%	24%	19%	7%
Do it yourself bike repair classes and learning opportunities	16%	21%	17%	7%
Decreased police presence in traffic enforcement	19%	15%	12%	5%
Improved wayfinding to existing bikeway network	10%	13%	19%	13%

Question – What factors would be important in making cycling in Toronto more welcoming and accessible for you? Select all that apply.

N = 1681

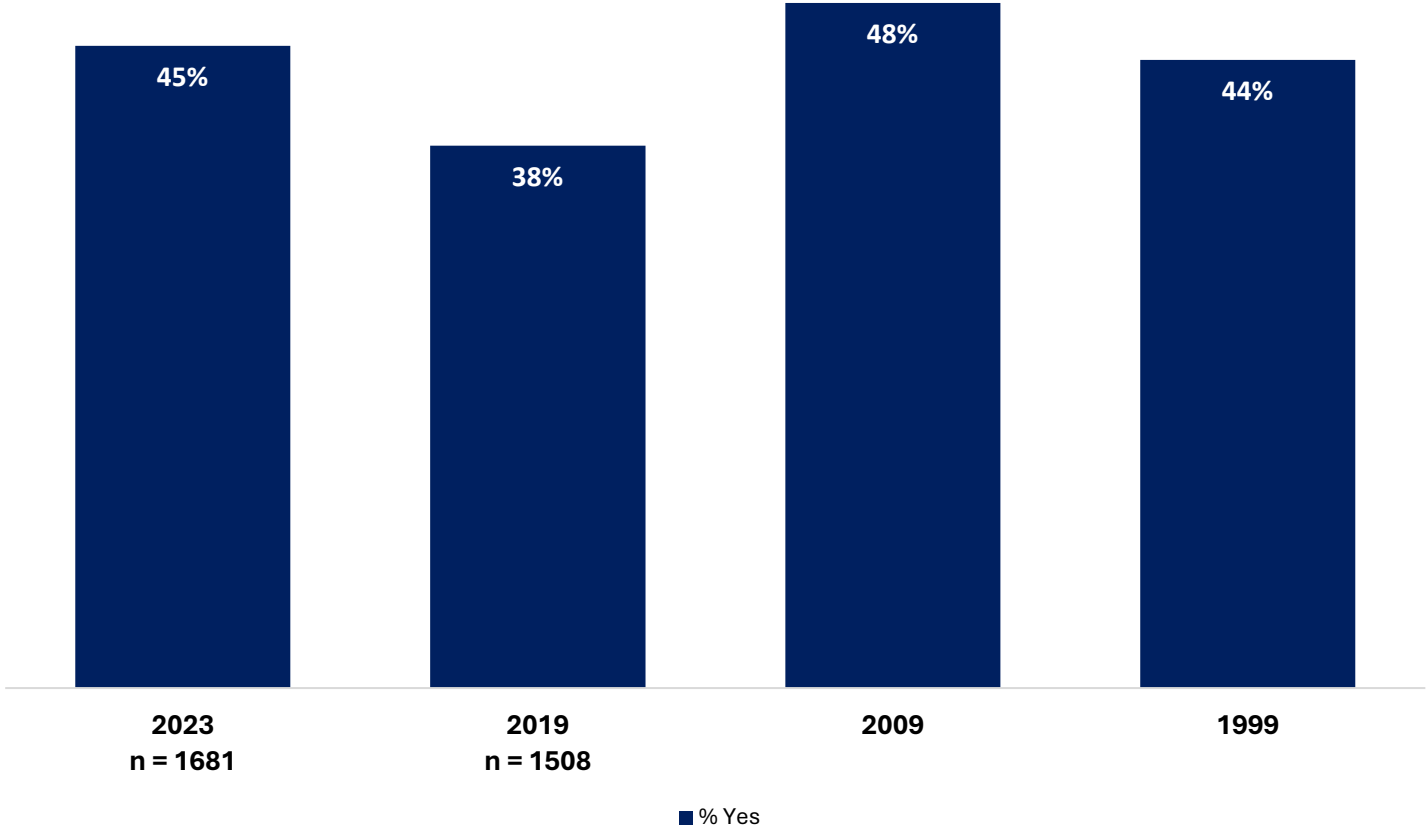
Factors for encouraging more winter cycling



Question – What, if anything, could the City do to encourage you to ride more often in winter? Select all that apply.

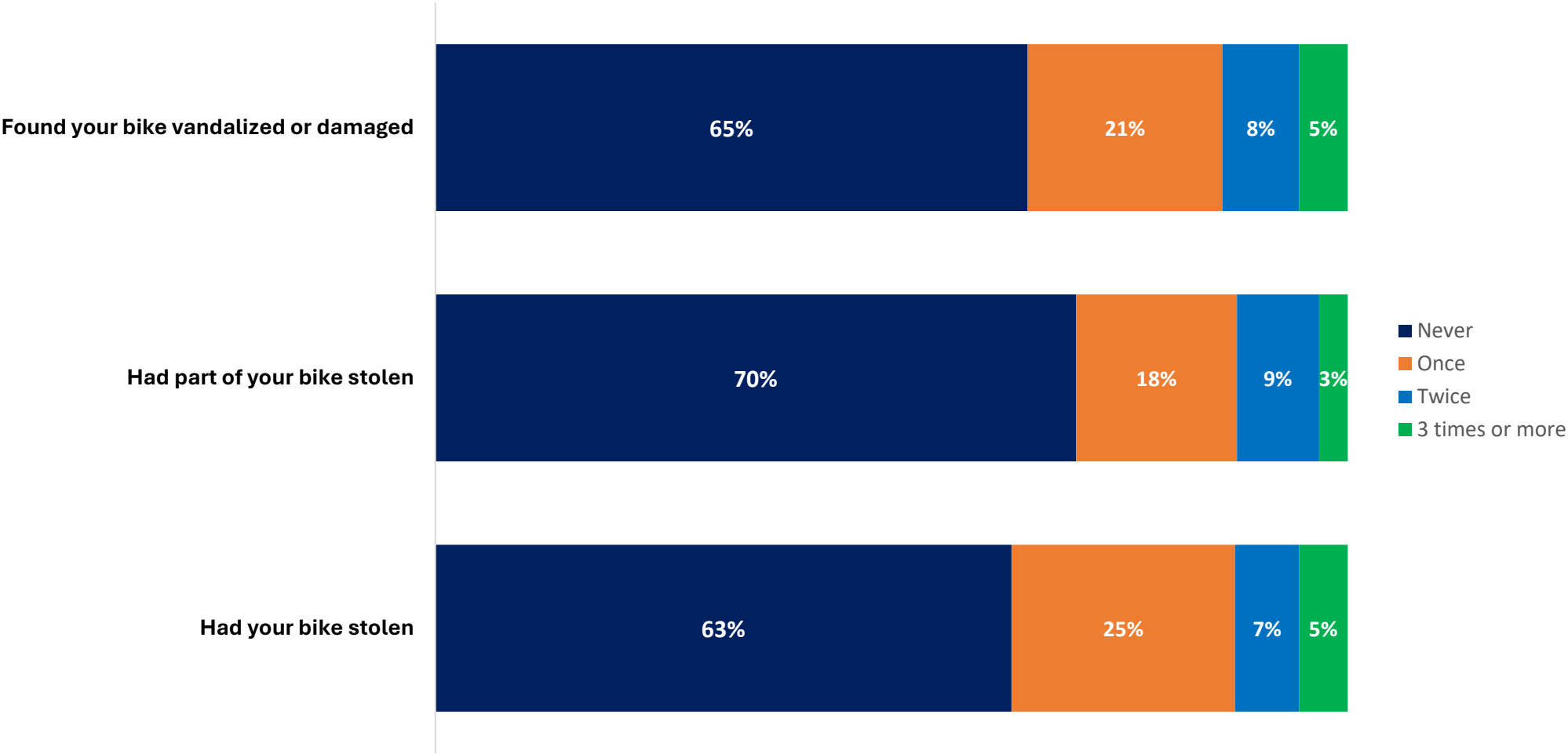
N = 1681

Secure bike parking at work and school from 1999-2023



Question (2023) – At your workplace/school, do you have:
Previous wave – Do you have convenient and secure bicycle parking facilities at your workplace/school?

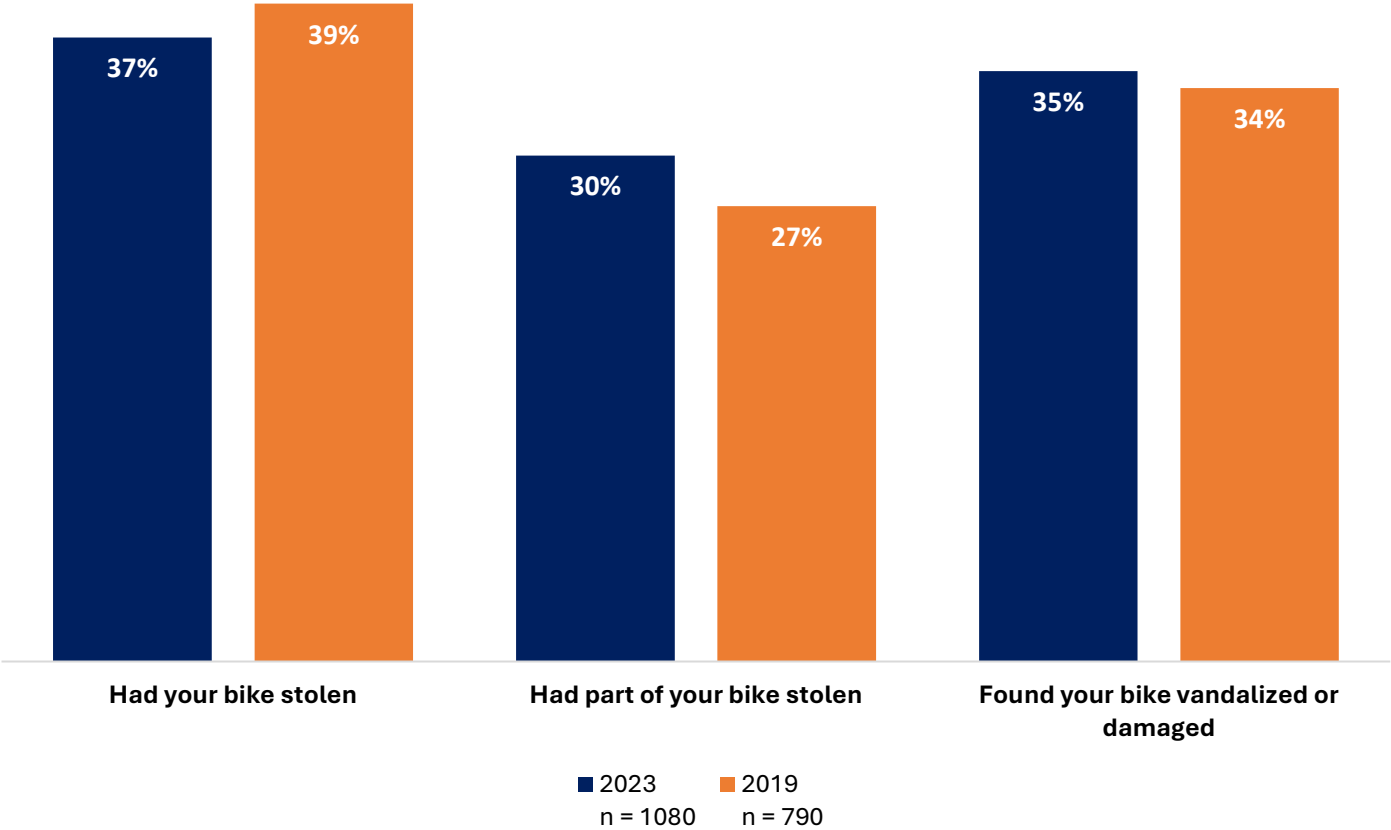
Bike vandalism and theft



Question – [Ask BIKE OWNERS only] Thinking about your experienced storing and locking your bike in the city of Toronto, how many times have the following occurred? Select all that apply.

N =1088

Bike theft in 2019 vs. 2023



Question – [Ask BIKE OWNERS only] thinking about your experienced storing and locking your bike in the city of Toronto, how many times have the following occurred? Select all that apply.

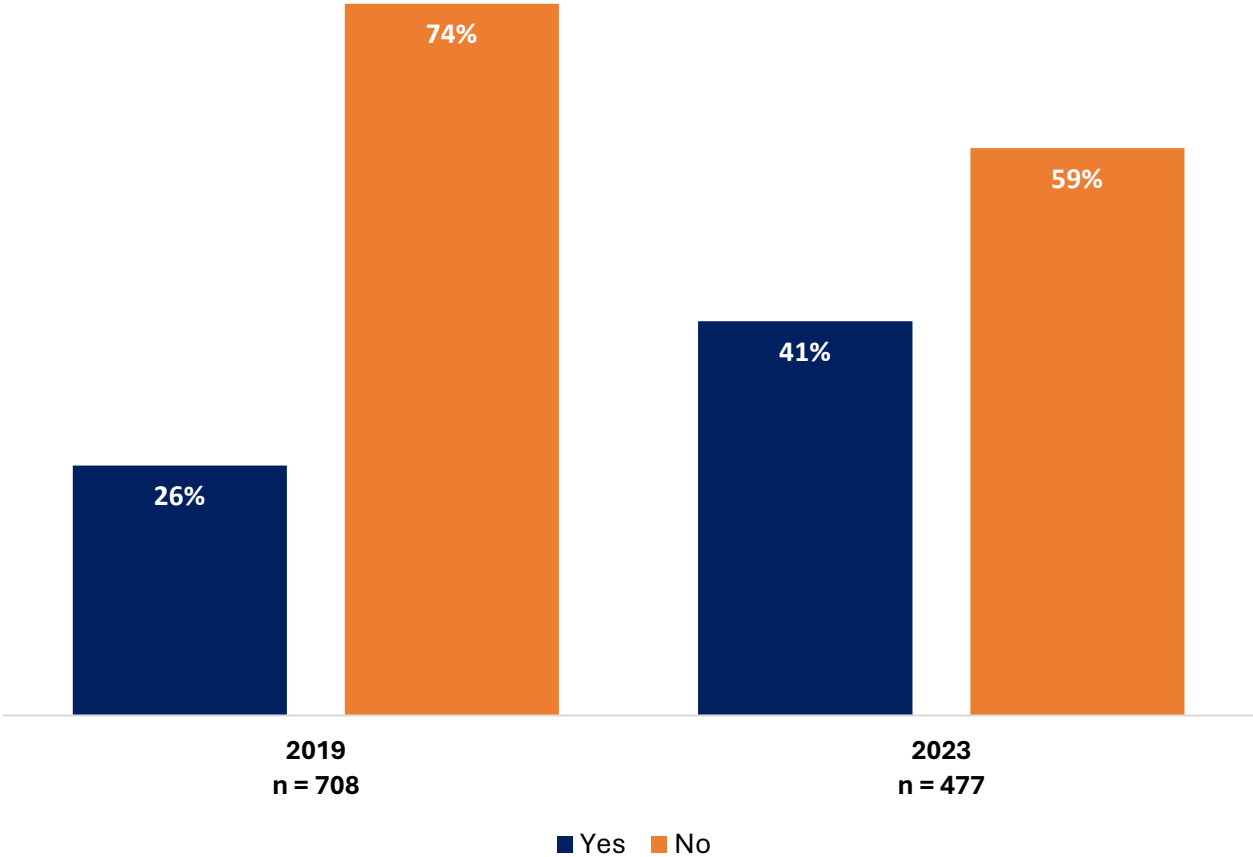
Bike collisions in 2019 vs. 2023

	2019 n = 1416	2023 n = 1080
None of the above	50%	56%
Dooring (vehicle opening door into your cycling path)	11%	13%
Collision with street infrastructure (curbs)	n/a	12%
Collision with a pedestrian	9%	11%
Collision with a vehicle at an intersection	7%	10%
Collision with a motorized vehicle mid-block	6%	10%
Collision with a parked vehicle	7%	10%
With streetcar tracks	8%	9%
Collision with construction sites	n/a	8%
Collision with patio	n/a	7%
Other	2%	1%

Question (2023) – [Ask BIKE OWNERS only] Have you ever experienced any of the following collisions on your bicycle?

Question (2019) – [Ask CYCLISTS ONLY] Have you ever experienced any of the following collisions on your bicycle?

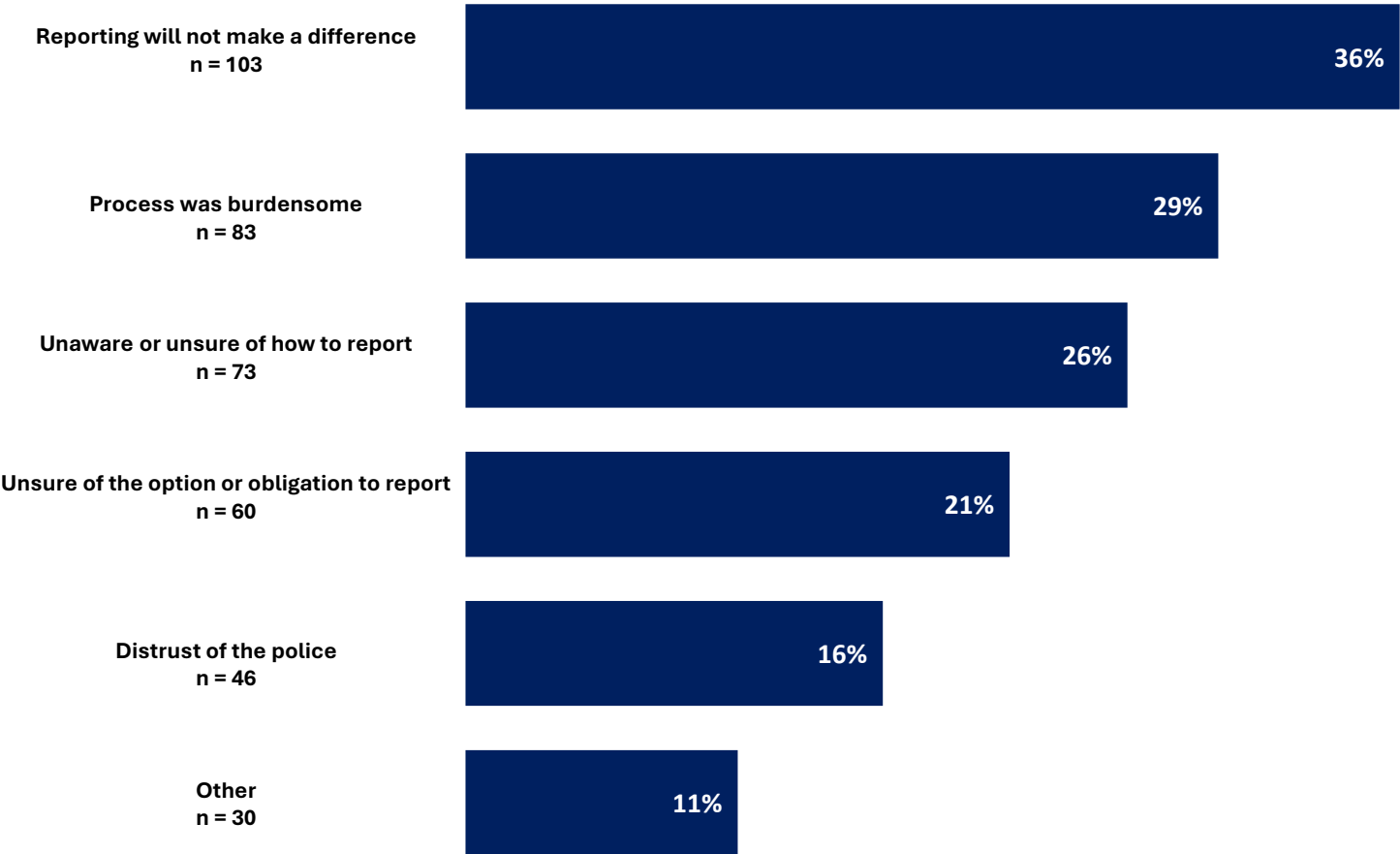
Prevalence of reporting collisions to police 2019 vs. 2023



Question (2023) – [If answered ‘YES’ to having experienced a collision on a bike] Regarding your collision, did you make a police report?

Question (2019) – Did you make a police report?

Reasons for not filing a police report following a collision



Question – [If answered ‘YES’ to not filing a police report] Regarding your collision, why did you not make a police report?

N = 283