

March 17, 2025

Watermain Replacement and Road Reconstruction on Scarborough Golf Club Road from Ellesmere Road to Lawrence Avenue East

Contract: 24ECS-RD-02MR

Start Date: March 2025 End Date: December 2025

**Timeline is subject to change.*

Starting March 2025, the City of Toronto will replace the watermain, reconstruct the road, sidewalks and replace the City-owned portion of substandard water services on Scarborough Golf Club Road from Ellesmere Road to Lawrence Avenue East. Our inspection of the road shows that the asphalt surface and concrete road base need replacement, and sections of sidewalk need to be replaced to bring them to a state of good repair.

The water service is the underground pipe that brings water to your water meter and is owned by you and by the City. The part you own is from your house to the end of your property, the part the City owns is from the end of your property to the watermain.

As approved by City Council in May 2023 ([IE3.8](#)) the upcoming work will include improvements to increase safety and accessibility for all road users. Changes include:

- New one-way/two-way separated bike lanes (cycle tracks) on both sides of Scarborough Golf Club Road from Ellesmere Road to Lawrence Avenue East
- New protected intersections at Ellesmere Road, Brimorton Drive and Lawrence Avenue East
- Wider sidewalks on both sides of Scarborough Golf Club Road
- Accessible platforms at transit stops
- Raised crosswalk/crossride at several intersections along Scarborough Golf Road to slow vehicles travelling through the intersection and increase the visibility of pedestrians and cyclists
- Two new signalized intersections at Mossbank Drive/Densgrove Road and the Gattineau Hydro Corridor
- New bioretention planters and green gutters to capture stormwater runoff and increase green space.

This project is part of the Council-approved 2024 Capital Works Program to renew aging City roads and sidewalk for current and future needs.

Sign up to receive email updates and to view construction details at toronto.ca/sgcrroadsafety.

IMPORTANT INFORMATION ABOUT LEAD WATER SERVICES

If you live on Scarborough Golf Club Road in a house that was built before the mid-1950s, your water service may be made of lead. Please read the attached fact sheet with important information about the risks of lead in drinking water, especially if someone in your house is pregnant, there are children under six years old, or there is an infant drinking formula made using tap water.

WORK DETAILS









The City's contractor will:





- Mark the locations of underground utilities, such as gas, water and cable so that construction work does not interfere with these utilities
- Remove the road surface and road base materials
- Replace the City-owned part of any water service pipes that do not meet City standards, from the watermain to the private property line
- Re-align maintenance holes and stormwater catch basins
- Construct curbs and gutters
- Remove existing sidewalks and construct wider sidewalks
- Construct raised median islands and planters/green gutters to separate the cycle track from the motor vehicle lanes
- Construct raised TTC bus platforms
- Construct raised crossings

- Install a new granular road base and pave with new asphalt
- Restore driveways and other areas impacted by construction

WHAT TO EXPECT DURING CONSTRUCTION

- You may experience dust, noise and other inconveniences. The City will make efforts to reduce the impacts. We appreciate your patience.
- The City will not be responsible for damage to any privately owned items on City property.

	Work Hours: Work will take place from 7 a.m.to 7 p.m., Monday to Friday, with work after hours and on weekends as required.
	<p>On-Site Communication: There are times when contractors need to communicate with homeowners about what is happening on-site. This could be about driveway access, water shut offs, pre-construction inspections, and site restoration work (landscaping, installing pavers etc.). Contractor's staff will be identifiable by their high-visibility company branded clothing.</p> <p>If you need to speak with staff about the construction site, please contact the Public Consultation Unit staff listed below or ask for the Site Inspector.</p>
	<p>Important information for owners of sprinkler systems / heated driveways and private landscaping features. Property owners should remove items located within City property limits (boulevard) to avoid damage.</p> <p>This includes items such as landscaping (plants and pavers), decorative objects, sprinkler systems or heated driveways. If you have a sprinkler system or heated driveway, please contact the Public Consultation Unit staff listed below.</p>
	Telephone and Internet Services: This work may affect phone and internet cables for individual properties that aren't buried deep below the sidewalk. Residents who find their service has been disrupted should contact the Field Ambassador <u>and</u> notify their phone or internet service provider.
	Water Service Disruptions: From time-to-time, the water supply to your property will be shut-off to complete construction; the contractor will provide notice at least 24-hours in advance. Throughout the work, it is recommended that you temporarily disconnect any water treatment systems (i.e. softeners or filters), water-cooled air conditioners or similar plumbing fixtures. Automatic lawn sprinkler systems may also be affected, therefore, you may need to water manually. In the event you did not receive advance notice, the City may have needed to use an emergency water shut off to complete work.
	Substandard Water Service Replacement: Please take the time to read the attached fact sheet carefully as it contains important information on lead in drinking water and how to prepare for replacement. If you want to replace the private portion-of the water service pipe, the City of Toronto recommends that you obtain several quotes before selecting a contractor. Please note: The City is not able to get involved in any contract to have work done on private property. Property owners are responsible for ensuring contractors do not interfere with the work being done on City property. Learn more at www.toronto.ca/leadpipes .
	<p>Road and Sidewalk Access: In order to complete the work in a safe manner, there will be road and sidewalk restrictions within the work zone. Access for emergency vehicles will be maintained at all times.</p> <p>Driveway Access: The contractor will notify you of any temporary restrictions to your driveway access. If your property has two entrances, one entrance will be kept open at all times.</p>
	Traffic Management: Road users should expect delays and increased traffic on nearby main and side streets. Motorists are reminded that bicycles and cars will be sharing the lane. When driving, please be mindful of vulnerable road users.

	<p>Construction work will start at Lawrence Avenue East. Work will require reduced travel lanes to at least one lane in each direction from Lawrence Avenue East to Ellesmere Road.</p> <p>Access for emergency vehicles will be maintained at all times.</p>
	<p>Parking: This project will affect on-street parking. Parking in the active work zone is not permitted as space is needed for construction equipment and materials. If your parked vehicle affects construction work, it will be relocated with no charge to the owner. Please call 416-808-2222 for its location.</p>
	<p>Parking Violation Notices: <u>Please ensure you park in a legal parking spot at all times.</u> If parking enforcement is called to a street, officers must issue a yellow parking violation notice (ticket) to vehicles in violation of parking by-laws. If you receive a yellow notice during this construction work, please do one of the following within 15 days of the notice date in order to avoid additional fines or records being kept of non-payment:</p> <ol style="list-style-type: none"> 1. Pay the parking violation (follow instructions on the back of the notice) or 2. File a Parking Violation Dispute with the City online, by mail, or in person (follow instructions on the back of the notice). As part of the dispute process, you may include the construction notice and/or other documentation related to parking impacts resulting from construction. <p>If you do not have a copy of the Construction Notice, please contact 311 to request a copy.</p> <p>Please note: Violation notices cannot be cancelled if vehicles are parked in illegal parking spots (i.e. in front of a fire hydrant or in No Parking zones).</p> <p>In an effort to reduce ticketing due to construction, please exercise patience with neighbours who are experiencing construction impacts and may need to temporarily park on your street.</p>
	<p>Garbage and Recycling: Please follow your normal routine. If required, the contractor will move bins to an appropriate location and return them. <i>Please ensure that you label your bins with your address.</i></p>
	<p>Restoration: The construction work area will be restored with sod, concrete and/or asphalt where required. Interlocking bricks, flagstone on a granular base, or other similar features that are removed from public and private property during construction will be replaced. Lawn seeding and/or laying of sod will be done as needed during ideal growing seasons only - in the spring (April to June) and fall (September to October).</p>

NEED MORE INFORMATION?

If you have questions about this construction project, please contact staff listed below.

Public Consultation Unit	Nathalie Forde, 416-392-3556, roadconstruction@toronto.ca
TTY Hearing Impaired Service	416-338-0889 (Daily 8 a.m. to 5 p.m., closed holidays)
General inquiries	311
Website	toronto.ca/sqcrroadsafety

Thank you for your patience. Building a great city takes time. Better infrastructure for all of us is worth the wait.

உங்கள் ச ாந்த ச ாழியில் உதவியைப் செறுவதற்கு, 311 ஐத் சதொடர்பு சகொள்ளவும்.

तमारी पोतानी भाषामां मद्द माटे, कृपा करीने 311 पर कोव करो.

Lead in Drinking Water

The City of Toronto is sending you two notices to tell you about construction the City will be doing near your home soon. The first one is called a "Pre-Construction Notice" and it is sent about 3 months before the work begins. The second one is called a "Construction Notice" and it is sent 1-4 weeks before the work begins. You should have one of these notices in your mailbox today.

The construction could involve work on your road, watermain or sewer. **It may also involve replacing the City-owned part of your water service pipe, which may contain lead.**

Lead can affect how the brain and nervous system grows, so this factsheet is very important to read if someone in your house is pregnant, if there are children under 6 years old, or if there is an infant drinking formula made from tap water.

Water Pipe Replacement



The underground pipe that brings water to your water meter (called the service pipe) is owned by you and by the City. The part that the City owns goes from the municipal watermain to your property line. The part that you own goes from your property line to your water meter.

During construction, if the City finds that the water pipe is made of lead, it will replace the City-owned part. **Toronto Public Health strongly recommends you replace your part of the water pipe if it contains lead.** With only a partial lead pipe replacement, there may be a temporary increase of lead in your drinking water. The best way to reduce lead is to replace both the City-owned and private side of a lead water pipe. Find out how by reading the back of this Fact Sheet.

Lead, Drinking Water and Your Health

- If you live in a property (storefront, office building or house) built before the mid-1950s and the water service pipe has never been replaced, it is probably made of lead. If it is, then lead may be getting into your drinking water. Apartment and other buildings with more than six units do not have lead pipes.
- Lead is most harmful to the growing brain and nervous system of a fetus, infant or child under 6 years old. If a young child has too much lead in their body, it can lead to a shortened attention span, and intellectual and behavioural problems.
- If you have a baby at home and are breastfeeding, continue to breastfeed your baby. The amount of lead in breast milk is much lower than in tap water



and is healthy for your baby to drink. If you are feeding your baby formula, use cold filtered tap water, boil it and then let it cool. Use within 30 minutes. Until you have a filter, consider using bottled water for making baby formula, or ready-to-feed formula.

How to prepare for lead water pipe replacement

Once construction begins, the contractor will be able to see the underground water pipe and will know for sure if the City-owned portion is made of lead and needs to be replaced. A City staff person or City-hired contractor will tell you in person or leave a note in your mailbox if they are replacing the service to your property. In the meantime, you can take steps to prepare for the possible replacement.

Step 1: Find out if your part of the water pipe is made of lead.

- If your house was built before the mid-1950s, then the water service pipe is probably made of lead, unless it was replaced at another time. You can find out how old your house is by asking the landlord or checking the ownership papers.
- If possible, look at the pipe that goes into your water meter. If it is grey, scratches easily and does not sound hollow when you tap it, it may be made of lead. To know for sure, ask a plumber or home inspector.

Step 2: Find a contractor to replace your part of the water pipe.

- Get at least three quotes from a licensed plumber to get the best price. Replacing your part of the water pipe could cost approximately \$3,000 but will be dependent on the characteristics of your home.
- If you received a "Construction Notice" in your mailbox today, this means that the City will be doing the work in 1-4 weeks and has hired its own contractor. You can ask them for a quote. Look for their name and phone number in the Notice. Sometimes, the City-hired contractor may not be able to do the work for you due to their schedule. This is why it is good for you to get quotes from other contractors before work starts.
- If you hire your own contractor, they must replace your part of the water pipe either before or after the City-hired contractor replaces the City-owned part. Private contractors cannot work at the site at the same time as the City-hired contractor. Be sure that your contractor understands this and can tell you the best way for coordinating the work to save you the most money.

Step 3: Learn more about protecting your health after a lead water pipe is replaced

- After a lead water pipe is replaced, there may be a temporary increase of lead in your drinking water. The City will provide you with tips and a free water filter to help reduce the health impact from any temporary lead increase.

To learn more about lead pipe replacement and other ways that the City of Toronto is working to reduce lead in drinking water, visit toronto.ca/lead or call 311.