

June 10, 2025

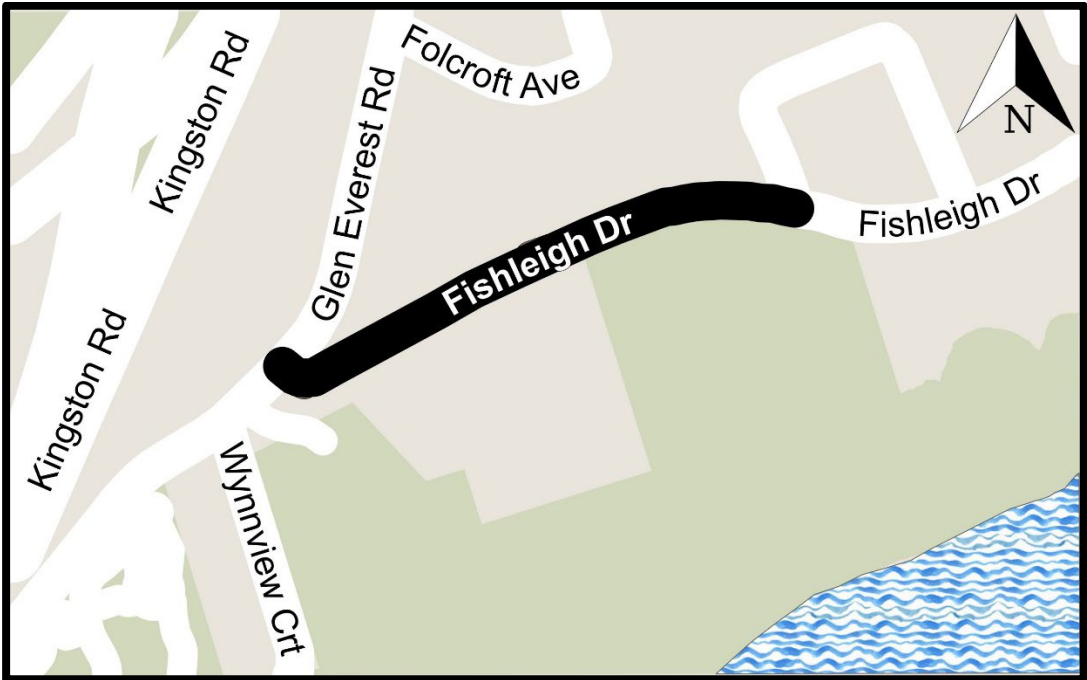
## New Sidewalk Construction and Pedestrian Intersection Improvements on Fishleigh Drive from Glen Everest Road to Lakewood Avenue

**Contract: 24ECS-RD-103LR**  
**Start Date: June 16, 2025 End Date: October 15, 2025**  
*\*Timeline is subject to change.*

The City of Toronto is planning to install a new sidewalk on the south side of Fishleigh Drive from Glen Everest Road to Lakewood Avenue and improve the intersection at Glen Everest Road. Sidewalks are a critical piece of transportation infrastructure which provide accessibility and safety for all, including vulnerable road users. Our data shows that sidewalk is missing on one side of the road.

This project is part of the Council-approved 2024 Capital Works Program. Installing new sidewalk is one way the City is committed to making the community safer and more accessible.

### MAP OF WORK AREA












### WORK DETAILS





- The City’s contractor will:
- Mark the area where the new sidewalk, curb and gutter will be installed on City-owned land (Right-of way)
  - Dig out the marked area
  - Install granular base
  - Form the area for new sidewalk bays
  - Pour concrete and install tactile plates where required
  - Remove forms

### WHAT TO EXPECT DURING CONSTRUCTION

- You may experience dust, noise and other inconveniences. The City will make efforts to reduce the impacts. We appreciate your patience.
- The City will not be responsible for damage to any privately owned items on City property.

	<p><b>Work Hours:</b> Work will take place from 7 a.m.to 7 p.m., Monday to Friday, with work after hours and on weekends as required.</p>
---	---

	<p><b>On-Site Communication:</b> There are times when contractors need to communicate with homeowners about what is happening on-site. This could be about driveway access, water shut offs, pre-construction inspections, and site restoration work (landscaping, installing pavers etc.). Contractor's staff will be identifiable by their high-visibility company branded clothing. If you need to speak with staff on the construction site, please ask for the Site Inspector.</p>
	<p><b>Pre-Construction Inspection:</b> Wristen’s Home Specialties Inc. (WHS), under contract to the City of Toronto, will survey all properties within 30 metres of the construction area before construction starts. The inspection will look at the interior and exterior of all properties to verify existing conditions. Although participation is voluntary, the City encourages all homeowners to participate. Without the survey, it will be difficult to confirm any claims of damage caused by construction.</p> <p>Affected properties will receive a separate notice to set up an appointment. All inspection staff will wear photo I.D. and carry photo equipment for this work.</p>
	<p><b>Important information for owners of sprinkler systems / heated driveways and private landscaping features.</b> Property owners should remove items located within City property limits (boulevard) to avoid damage.</p> <p>This includes items such as landscaping (plants and pavers), decorative objects, sprinkler systems or heated driveways. If you have a sprinkler system or heated driveway, please contact the <b>Field Ambassador</b> listed below.</p>
	<p><b>Telephone and Internet Services:</b> This work may affect phone and internet cables for individual properties that aren't buried deep below the sidewalk. The contractor will coordinate with utility companies to minimize disruption. Residents who find their service has been disrupted should contact the <b>Field Ambassador</b> <u>and</u> notify their phone or internet service provider.</p>
	<p><b>City Owned Trees:</b> The City makes an effort to minimize the number of trees that are impacted by construction, however, to carry out this project 2 trees will need to be removed.</p> <p>The City plants three trees for every one tree that is removed. After construction is completed, new trees will be planted on streets where there is sufficient space in the boulevard, in parks and ravine areas.</p>
	<p><b>Road and Sidewalk Access:</b> In order to complete the work in a safe manner, there will be road and sidewalk restrictions within the work zone. Access for emergency vehicles will be maintained at all times.</p> <p><b>Driveway Access:</b> The contractor will notify you of any temporary restrictions to your driveway access. If your property has two entrances, one entrance will be kept open at all times.</p>
	<p><b>Traffic Management:</b> Road users should expect delays and increased traffic on nearby main and side streets. Motorists are reminded that bicycles and cars will be sharing the lane. When driving, please be mindful of vulnerable road users.</p> <ul style="list-style-type: none"> <li>Local traffic restrictions are expected, and traffic control will be maintained with flag personnel.</li> <li>Traffic within the project limits may be reduced to one lane during construction.</li> </ul>
	<p><b>Parking:</b> This project will affect on-street parking. Parking in the active work zone is not permitted as space is needed for construction equipment and materials. If your parked vehicle affects construction work, it will be relocated with no charge to the owner. Please call 416-808-2222 for its location.</p>

	<p><b>Parking Violation Notices:</b> <u>Please ensure you park in a legal parking spot at all times.</u> If parking enforcement is called to a street, officers must issue a yellow parking violation notice (ticket) to vehicles in violation of parking by-laws. If you receive a yellow notice during this construction work, please do one of the following within 15 days of the notice date in order to avoid additional fines or records being kept of non-payment:</p> <ol style="list-style-type: none"><li>1. Pay the parking violation (follow instructions on the back of the notice) <b>or</b></li><li>2. File a Parking Violation Dispute with the City online, by mail, or in person (follow instructions on the back of the notice). As part of the dispute process, you may include the construction notice and/or other documentation related to parking impacts resulting from construction.</li></ol> <p>If you do not have a copy of the Construction Notice, please contact 311 to request a copy.</p> <p><b>Please note:</b> Violation notices cannot be cancelled if vehicles are parked in illegal parking spots (i.e. in front of a fire hydrant or in No Parking zones).</p> <p>In an effort to reduce ticketing due to construction, please exercise patience with neighbours who are experiencing construction impacts and may need to temporarily park on your street.</p>
	<p><b>Accessible Accommodation:</b> The City's contractor must ensure safe and accessible walkways and entryways are maintained for everyone during construction. Any temporary access disruptions will be communicated as soon as possible. If you experience a disruption, have a specific access need or related accommodation request, contact the <b>Field Ambassador</b> listed below.</p>
	<p><b>Garbage and Recycling:</b> Please follow your normal routine. If required, the contractor will move bins to an appropriate location and return them. <b>Please ensure that you label your bins with your address.</b></p>
	<p><b>Restoration:</b> The construction work area will be restored with sod, concrete and/or asphalt where required. Interlocking bricks, flagstone on a granular base, or other similar features that are removed from public and private property during construction will be replaced. Lawn seeding and/or laying of sod will be done as needed during ideal growing seasons only - in the spring (April to June) and fall (September to October).</p>

## ASBESTOS IN ASPHALT ON FISHLEIGH DRIVE

As part of the work, the City must test the removed asphalt for asbestos. Our tests show that there is 0.5% - 5% of asbestos in the asphalt. Asbestos was used in asphalt mixes throughout the 1970s and early 1980s to improve the performance of the asphalt. Air quality monitoring conducted by the City of Toronto at other sites has not detected asbestos fibres in the air as a result of resurfacing of asphalt. The risk of exposure to asbestos for workers and bystanders is low.

As a precaution, the City's contractor will follow these steps:

- Wet the pavement during asphalt cutting, grinding or removal
- Attach dust collecting devices with HEPA filters to equipment, where possible, to prevent dust from becoming airborne
- Provide personal protective equipment, such as disposable coveralls and respirators, to on-site workers upon request, and
- Transport and dispose of asphalt containing asbestos at provincially approved disposal sites.

**NEED MORE INFORMATION?**

If you have questions about the upcoming work, please contact us.

Field Ambassador	Suresh Pillai, 647-968-8601, TorontoPM7@rvanderson.com
Hearing impaired service	Telecommunications Relay Service (TRS) Dial 711 (24/7)
General inquiries	311
Website	<a href="https://toronto.ca/Scarboroughsouthwest">toronto.ca/Scarboroughsouthwest</a>

Thank you for your patience. Building a great city takes time. Better infrastructure for all of us is worth the wait.