

CEDAR RIDGE CREATIVE CENTRE



Fall 2025

ART COURSES & WORKSHOPS



WELCOME TO CEDAR RIDGE CREATIVE CENTRE

OFFICE HOURS

Monday to Thursday: 9 a.m. to 9 p.m.

Friday to Sunday: 9 a.m. to 4 p.m.

Hours subject to change, please call ahead.

CEDAR RIDGE CREATIVE CENTRE

225 Confederation Drive
Scarborough, ON

M1G 1B2




Free Parking is available

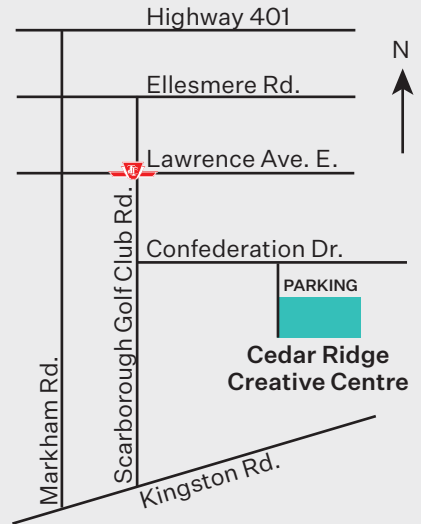
CONTACT US FOR MORE INFORMATION

416-396-4026

crcc@toronto.ca

toronto.ca/CedarRidge

 @TOCulture  @Culture_TO  @Culture_TO



REGISTRATION DATES

Registration for Fall art courses & workshops opens on Wednesday, September 17 at 7 a.m.

HOW TO REGISTER

Registering online is the fastest and easiest way to register for programs. Ensure you create your registration and booking account in advance.



toronto.ca/OnlineReg

On registration start day, log into your registration and booking account early. Be sure to **refresh your browser right at 7 a.m.** when registration starts.

IMPORTANT: You might be placed into a temporary queue during enrollment. Here's what to expect:

- You will see a queue message that shows your estimated wait time
- **Do not** refresh or use the back/forward buttons in your browser during this queue period
- You will only experience the queue once per login

Information will be available with full step-by-step registration instructions to guide you. For more information, please call Client Services at 416-396-7378 or the Cedar Ridge office at 416-396-4026.

Cedar Ridge staff are dedicated to providing timely, accessible and high-quality services to all clients. All reasonable measures will be made to accommodate accessibility needs.

Cedar Ridge Creative Centre is excluded from Parks, and Recreation policies and procedures, including the Welcome Policy.

CODE OF CONDUCT

Cedar Ridge Creative Centre promotes a safe, welcoming, positive, inclusive environment where people are valued and respected. Staff, volunteers, participants and facility users are expected to be considerate, to respect people and their rights, and to show proper care and regard for City property and the property of others.

HEALTH & SAFETY

The health and safety of our students, staff and community are our top priorities. Cedar Ridge Creative Centre will adhere to the current Toronto Public Health and Provincial regulations. Those who choose to mask will be supported.

CANCELLATIONS

Programs cancelled by Cedar Ridge:

100% Refund or account credit.

Missed classes on the part of the student: make-up classes or account credits will not be provided.

Due to emergencies/illness on the part of Cedar Ridge: make-up class provided.

Inclement weather: make-up class provided. Every effort to contact students will be made. Students are encouraged to call for information.

Statutory holidays: make-up class provided.

Please note that if a make-up class is provided, refunds or credits will not be provided.

WITHDRAWALS, REFUNDS & CREDITS

All registration cancellations or withdrawals must be initiated in writing prior to the start of the program's third class. No refunds or credits will be considered after this date. Withdrawals will be prorated based on the date of the withdrawal, not based on attendance in the program. A \$13.85 administration fee will be deducted per person, per workshop for all refunds, withdrawals and credits.

MATERIALS

Materials are not included in adult course fees. Please inquire at the Cedar Ridge Office or with your instructor for supply lists. Pottery students must purchase clay from Cedar Ridge Creative Centre, which includes glazing, firing and technician costs, \$45 per bag. Outside clay or old clay is not permitted and pottery tools are not provided. Students must bring their own tools or purchase them from Cedar Ridge.



A photograph of a pottery studio's shelving unit. The shelves are filled with various ceramic pieces, including mugs, bowls, and vases, in white, light brown, and dark brown glazes. The pieces are arranged in rows on wooden shelves against a dark background.

Hone your wheel throwing talents through demonstration and individual instruction and discover how to shape forms from previously wheel thrown parts. Learn to critique clay forms and improve your technique independently. This is a course for potters with intermediate/advanced skills. It is not designed for beginner-level students. Students should be able to competently centre and throw a 2-lb cylinder.



ADVANCED EXPLORATIONS IN POTTERY

Explore and discover your personal style as a potter in this advanced level class for independent learners. Through individualized challenging projects, take your advanced clay working skills to the next level while growing as a potter. This is a course for potters with advanced skills. It is not designed for beginner or intermediate-level students. Students should be able to competently centre and throw a 3-lb cylinder or hand-build a 6-inch piece.

SCULPTURE: ALL LEVELS

Uncover the fundamentals of clay sculpture in this course for hand-builders and sculptors. Each session begins with a short talk and demonstration about ceramic sculpture. Experiment with clay slab-building and modeling to create abstract and figurative sculptures.

TECHNIQUE WORKSHOP: PINCH POTS


Dive into the foundational yet endlessly versatile technique of pinch pot construction in this 4-week workshop. Explore how to form vessels and sculptural shapes using your hands as the primary tools, learning to control thickness, shape and surface. Through guided exercises and personal experimentation, participants will develop greater confidence, precision, and creativity in their hand building practice. Perfect for both beginners and those looking to deepen their connection with clay through simple yet powerful techniques.

TECHNIQUE WORKSHOP: COILING

Explore the traditional and versatile technique of coil building in this 4-week workshop. Learn how to construct forms using coils with an emphasis on control, consistency and creativity, while covering methods for building both functional and sculptural pieces, refining surfaces and developing personal style through this time-honored technique. Whether you're new to coil work or looking to strengthen your skills, this focused workshop will give you the tools and confidence to build more complex and expressive forms by hand.

MEET THE INSTRUCTOR

Salina Ladha is a visual artist with a passion for ceramics, bringing over 15 years of experience to her creative practice. With a Bachelor of Fine Arts with a major in ceramics, Salina combines deep knowledge with a thoughtful, hands-on approach – whether she's in the studio or the classroom. She loves sharing her craft and helping others explore the art of working with clay.



Untitled by Salina Ladha

INTRODUCTION TO SCULPTING A BUST FIGURINE

Learn the fundamentals of sculpting a bust figurine using hand building techniques in this 3-week workshop. Explore basic facial structure, proportion and expression, along with tips for building hollow forms and ensuring structural stability. This course is ideal for those looking to experiment with figurative work in clay, whether realistic or stylized. No prior sculpting experience is necessary – bring your curiosity and a reference or idea for the character you’d like to create. *This class has a one week break for drying and firing (no class on Nov 21).

INTERMEDIATE HAND BUILDING

Refine your hand building skills and explore more advanced techniques in this 4-week workshop. Build on foundational methods like slab and coil construction to create more complex forms as you dive into creative exploration and develop a stronger personal style in hand building. This workshop is designed for students with prior clay experience. It is not intended for beginner students.

Program/Workshop	Instructor	Fee	Day	Time	Start	Code
Pottery: Beginner	K. Kennedy	\$165.39 + HST/10 wks	Tues	6:30 – 9:30 p.m.	Sep 30	104655
Pottery: Beginner	C. Begg	\$165.39 + HST/10 wks	Wed	9 a.m. – 12 p.m.	Oct 1	104657
Pottery: Beginner	K. Kennedy	\$165.39 + HST/10 wks	Wed	1 – 4 p.m.	Oct 1	104656
Pottery: Beginner/Intermediate	K. Kennedy	\$165.39 + HST/10 wks	Wed	6:30 – 9:30 p.m.	Oct 1	104659
Pottery: Beginner/Intermediate	K. Kennedy	\$165.39 + HST/10 wks	Sat	9 a.m. – 12 noon	Sep 27	104660
Pottery: Intermediate/Advanced	S. Robinson	\$165.39 + HST/10 wks	Mon	6:30 – 9:30 p.m.	Sep 29	104661
Pottery: Intermediate/Advanced	S. Robinson	\$165.39 + HST/10 wks	Tues	1 – 4 p.m.	Sep 30	104662
Wheel Work: Intermediate/Advanced	K. Kennedy	\$165.39 + HST/10 wks	Thurs	1 – 4 p.m.	Oct 2	104671
Pottery: Advanced	K. Kennedy	\$165.39 + HST/10 wks	Thurs	6:30 – 9:30 p.m.	Oct 2	104654
Advanced Explorations in Pottery	S. Ladha	\$165.39 + HST/10 wks	Sun	1 – 4 p.m.	Sep 28	104635
Sculpture: All Levels	A. Dias D’Souza	\$165.39 + HST/10 wks	Tues	9:30 a.m. – 12:30 p.m.	Sep 30	104663
Technique Workshop: Pinch Pots	S. Ladha	\$83.35 + HST/4 wks	Fri	9 a.m. – 12 noon	Oct 3	104658
Technique Workshop: Coiling	S. Ladha	\$83.35 + HST/4 wks	Fri	1 – 4 p.m.	Oct 3	105847
Introduction to Sculpting a Bust Figurine	S. Ladha	\$62.29 + HST/3 wks *no class Nov 21	Fri	9 a.m. – 12 noon	Nov 7	105848
Intermediate Hand Building	S. Ladha	\$83.35 + HST/4 wks	Fri	1 – 4 p.m.	Nov 7	105849

Students taking pottery courses must purchase clay from Cedar Ridge Creative Centre for \$45 per bag. This includes glazing, firing and technician costs. Pottery tools are not provided. Students must bring their own tools or purchase them from Cedar Ridge.



Palette knife painting by student Lilia Danylyshyn

VISUAL ARTS COURSES

INTRODUCTION TO DRAWING

Develop foundational drawing skills and constructive sketchbook practices with practical guidance from your instructor. Discover how to apply established drawing methodologies, including the seven elements of art, and refine your observational skills while drawing from life, photos and your imagination.

INTERMEDIATE/ADVANCED DRAWING & PAINTING

Advance your artistic practice through focused studies in expressive brushwork, colour layering, natural textures and symbolic storytelling. Refine your understanding of light, shadow, mark making and advanced composition, with an emphasis on mastering colour mixing, creating cohesive palettes and achieving depth and harmony in painting.

ADVANCED PORTRAITURE PAINTING

Deepen your mastery of portraiture through advanced studies in painting the human face. Students will refine their ability to capture likeness, emotion and presence with accuracy and expression. Explorations in composition, lighting, tone and shadow will elevate the impact of your portraits.

VISUAL DIARY & SELF-REFLECTION

Discover the power of visual journaling as a tool for self-reflection and creativity. Through drawing, collage and mixed media, tap into your inner world and reconnect with your authentic self – no art experience required. Guided prompts and intuitive exercises help you build a regular creative journaling practice, break through self-censorship and express freely without worrying about perfectionism. Inspired by the instructor's own journey as a migrant woman, this course offers a playful yet meaningful path to creative growth.

MODERN ART EXPRESSIONS: ACRYLIC PAINTING

Explore the fundamentals of acrylic painting through the lens of modern art movements such as Impressionism, Cubism, Abstract Expressionism and Pop Art. Learn to express emotion, movement and ideas using colour, texture, composition and brushwork, while gaining confidence with acrylic tools such as brushes, palette knives and mediums as you apply key techniques from influential artists through bold, modern approaches to painting. All levels.

COLOUR THEORY 101


Uncover the science and art of colour through mixing hues, tints, shades and tones. Practices in accurate colour matching and achieving colour balance and harmony will be demonstrated. By the end of the course, students will learn the methods of constructing a cohesive colour palette and the importance of working within a selective colour spectrum.

INTERMEDIATE/ADVANCED WATERCOLOURS

Advance your artistic practice through focused studies in expressive brushwork, colour layering, natural textures and symbolic storytelling. Refine your understanding of light, shadow, mark making and advanced composition, with an emphasis on mastering colour mixing, creating cohesive palettes and achieving depth and harmony in painting.

INTRODUCTION TO ACRYLIC PAINTING

Dive into the fundamentals of acrylic painting! Learn to choose and mix colours to simply recreate objects from life and photographs. Tools, composition, perspective, basic drawing and paint surfaces will be covered. Each class offers exercises to give you an opportunity to experiment, learn a new skill and develop your own creative approach.



SMALL SCALE HEAD BUST STUDY IN MONSTER CLAY

Learn essential sculpting techniques while creating a small head bust using Monster Clay – an oil-based, non-toxic and elastic sculpting material. Explore human proportions, facial structure and realistic texturing, along with various finishing methods. Through a combination of drawing, maquette building and hands-on sculpting, you'll build a strong foundation in observation, proportion, and surface treatment. Monster Clay is provided with the cost of registration.

LAND, LIGHT & LEGACY: PAINTING IN THE STYLE OF THE GROUP OF SEVEN

Explore the natural beauty of Canada through the lens of the iconic Group of Seven. Study the techniques, composition and brushwork of these early 20th-century Canadian painters as you experiment with texture, colour and light while creating your own landscapes in either oil or acrylic. All levels.

SELF & IDENTITY THROUGH PORTRAITURE

Create a series of self-portraits that investigates different approaches to the concept of portraiture and identity, incorporating various influences such as cultural heritage, inner states and personal experiences. Experiment with distortion, surrealism and symbolic elements that reflect aspects of identity beyond appearance. Work in your preferred medium, such as watercolour, acrylic or oil paints or drawing mediums, such as charcoal, pastel, fineliner and pencils. For intermediate and advanced levels.

ARCHITECTURAL MODELING

Discover the power of imaginative design in this engaging architecture-focused course. Through guided drawing exercises and hands-on model-making, participants will explore the principles of innovative architectural thinking and creative expression. Using simple, accessible materials and techniques, each person will develop and build their own conceptual model for a public space – blending creativity, structure and personal vision into a unique design.



INTRODUCTION TO OIL PAINTING

Learn to work with oil paints, with this step-by-step introduction to guiding you through a range of foundational techniques and approaches. Participants will learn how to plan and complete an oil painting while exploring key concepts such as underpainting, fat-over-thin, glazing, impasto and alla prima. Designed for beginners, the course provides a solid foundation in both the materials and methods of oil painting in a supportive, hands-on environment. Please note that only non-toxic, solvent-free mediums and thinners are permitted.

LANDSCAPE PAINTING: ALL LEVELS

Paint beautiful landscapes and gain in-depth knowledge on illustrating natural scenes that feature mountains, valleys, trees, rivers and forests. Your instructor will provide easy-to-follow instructions on composition, colour theory and perspective in nature.

CHALK PASTEL: STILL LIFE DRAWING

Explore the art of still life drawing using chalk pastel in this course designed for all skill levels. Learn foundational drawing skills, colour theory and pastel techniques such as blending, layering and texturing. Through guided exercises, you'll create dynamic compositions with realistic form, depth and lighting while developing your ability to observe and render objects with confidence.

BEGINNER DRAWING

Learn to see the world through an artist's eyes. This course introduces essential drawing skills such as understanding pencil types, values, techniques, perspective and composition, to help you confidently translate real-life objects and scenes onto paper. Whether you're just starting out or looking to sharpen your skills, you'll gain the tools to make drawing an enjoyable and rewarding practice.

MEET THE INSTRUCTOR

Vitaly Medvedovsky is a painter and educator originally from Kharkiv, Ukraine. He holds a Bachelor of Fine Arts from the Ontario College of Art and Design in Toronto and a Master of Fine Arts in Painting from Concordia University in Montreal. Vitaly's work has been shown in solo and group exhibitions in Montreal, Toronto, Vancouver, Stuttgart and Berlin. He has received numerous awards, including the Elizabeth Greenshields Foundation Grant, the Plaskett Award, the Ontario Arts Council Emerging and Mid-Career Artist Grants, as well as the Canada Council Project Grant.



INTRODUCTION TO PALETTE KNIFE PAINTING

Explore the dynamic possibilities of painting with a palette knife in this hands-on introductory course. Learn how to create bold, expressive works while developing techniques to convey texture, volume and depth. Through guided exercises and individual projects, students will develop a personal approach to this energetic and tactile painting technique.

FIGURATIVE DRAWING & PAINTING

Develop your observational skills while gaining an understanding of proportion and basic anatomy in this drawing and painting course focusing on capturing the human form from photographic reference. Using a range of techniques and mediums such as charcoal, pencil, and acrylic paint, students will explore gesture, contour and the principles of composition to effectively render the figure with confidence and expression.

ABSTRACT & SURREAL LANDSCAPES


Move beyond traditional depictions of nature and explore more abstract, expressive approaches to landscape. Through painting, drawing, and sketching, discover how colour, shape and composition can capture the spirit and emotion of a place rather than its literal form. Experiment with layering, mark-making and dynamic brushwork to translate the emotional and atmospheric qualities of the natural world into an abstract visual language.

MEMORY & TIME

Create paintings inspired by significant memories or moments in time, exploring how time can shape and distort our perception of the past. Develop works based on personal experiences, experimenting with ways to warp, merge or reinterpret these moments to add new layers of meaning. The course includes painting, drawing, and sketching, encouraging creative approaches to memory and storytelling through visual art. For intermediate and advanced levels.

ARTIST STUDIO

Work on a series of self-directed pieces based on your individual interests in this instructor-led studio course. Create in a supportive environment and develop personal projects in your chosen medium with ongoing guidance and feedback in one-on-one consultation with the instructor. You'll be encouraged to explore new creative directions and techniques that deepen and expand your practice. Ideal for those seeking structure, inspiration and professional input within a flexible studio setting.



Abstract by Student Bettina Rolke

Course	Instructor	Fee	Day	Time	Start	Code
Intermediate/Advanced Drawing & Painting	S. Zhang	\$165.39 + HST/10 wks	Mon	9 a.m. – 12 p.m.	Sep 29	105857
Visual Diary & Self-Reflection	L. Shanehchiyan	\$165.39 + HST/10 wks	Mon	9 a.m. – 12 p.m.	Sep 29	105858
Advanced Portraiture Painting	S. Zhang	\$165.39 + HST/10 wks	Mon	1 – 4 p.m.	Sep 29	105859
Modern Art Expressions: Acrylic Painting	L. Shanehchiyan	\$165.39 + HST/10 wks	Mon	1 – 4 p.m.	Sep 29	105864
Introduction to Drawing	K. Johnston	\$165.39 + HST/10 wks	Mon	6:30 – 9:30 p.m.	Sep 29	104642
Colour Theory 101	S. Zhang	\$165.39 + HST/10 wks	Tues	9 a.m. – 12 p.m.	Sep 30	105866
Intermediate/Advanced Watercolours	P. Erickson	\$165.39 + HST/10 wks	Tues	9:30 a.m. – 12:30 p.m.	Sep 30	104668
Introduction to Acrylic Painting	L. Bernier	\$165.39 + HST/10 wks	Tues	1 – 4 p.m.	Sep 30	105870
Small Scale Head Bust Study in Monster Clay	S. Calderone Izumi	\$195 + HST/10 wks	Tues	1 – 4 p.m.	Sep 30	105871
Intermediate/Advanced Watercolours	P. Erickson	\$165.39 + HST/10 wks	Tues	6:30 – 9:30 p.m.	Sep 30	104667
Land, Light & Legacy: Painting in the Group of Seven Style	L. Shanehchiyan	\$165.39 + HST/10 wks	Wed	9 a.m. – 12 p.m.	Oct 1	105868
Self & Identity Through Portraiture	V. Medvedovsky	\$165.39 + HST/10 wks	Wed	1:30 – 4:30 p.m.	Oct 1	105882
Architectural Modeling	L. Shanehchiyan	\$165.39 + HST/10 wks	Wed	1 – 4 p.m.	Oct 1	104649
Introduction to Oil Painting	V. Medvedovsky	\$165.39 + HST/10 wks	Wed	6 – 9 p.m.	Oct 1	105883
Landscape Painting: All Levels	L. Refahi	\$165.39 + HST/10 wks	Thur	9 a.m. – 12 p.m.	Oct 2	104639
Chalk Pastel: Still Life Drawing	S. Calderone Izumi	\$165.39 + HST/10 wks	Thur	9:30 a.m. – 12:30 p.m.	Oct 2	105884
Beginner Drawing	L. Bernier	\$165.39 + HST/10 wks	Thur	1 – 4 p.m.	Oct 2	104647
Introduction to Palette Knife Painting	V. Medvedovsky	\$165.39 + HST/10 wks	Fri	9:30 a.m. – 12:30 p.m.	Oct 3	105886
Figurative Drawing & Painting	S. Calderone Izumi	\$165.39 + HST/10 wks	Fri	9:30 a.m. – 12:30 p.m.	Oct 3	104646
Memory & Time	V. Medvedovsky	\$165.39 + HST/10 wks	Fri	1 – 4 p.m.	Oct 3	104665
Abstract & Surreal Landscapes	V. Medvedovsky	\$165.39 + HST/10 wks	Sat	9:30 a.m. – 12:30 p.m.	Sep 27	105890
Artist Studio	V. Medvedovsky	\$165.39 + HST/10 wks	Sat	1 – 4 p.m.	Sep 27	105898

VISUAL ART WORKSHOPS

PORTFOLIO STUDIO

Develop a strong, personalized art portfolio in this 6-week workshop focused on creative growth and exploration. The course takes a multidisciplinary approach, encouraging work across drawing, painting, sculpture, digital media and mixed techniques. With one-on-one mentorship, peer critique and guided studio time, you'll refine your artistic voice, build a cohesive body of work and gain the confidence to present your portfolio effectively. Open to all levels, the course adapts to each student's goals and technical needs.

WILDLIFE AT CEDAR RIDGE:

DRAWING & PAINTING NATURE

Explore the animals around Cedar Ridge through drawing and painting in this 5-week workshop. Learn to capture natural texture, colour and form using pencil, pen, marker, watercolour and acrylic. Study local wildlife anatomy and movement while developing skills in composition, colour mixing and shading. Ideal for nature enthusiasts and artists of all levels.

WATERCOLOUR: A BEGINNER'S GUIDE

Uncover the creative possibilities of mixing watercolours with liquids or other mediums to create delicate textures and learn essential techniques, including wet-dry and dry-brush. Your instructor will provide demonstrations and in-depth discussions about watercolour techniques, colour theory, and colour-mixing.



INTERMEDIATE MOSAIC PROJECT

Discover the art of mosaics in this 4-week workshop focused on Picassiette – a style that uses broken ceramics and found objects to create unique designs. The workshop gives a refresher/introduction to essential techniques, tools and project planning, followed by open studio time to work independently on larger pieces with instructor support. Open to all levels. Students are encouraged to bring old or broken ceramic dishes. This workshop requires an additional \$20 material fee, payable to the instructor.

INTRODUCTION TO ILLUSTRATION & COMIC ART

Have fun exploring a variety of different styles as you develop your personal voice in illustration and comic art in this 6-week workshop. Using both drawing and painting techniques with an emphasis on storytelling and visual styles, you will dive into the creative process for creating engaging visual narratives, from conceptual sketches to layout and renderings.

PET PORTRAITS WITH CHALK PASTEL

Learn to create lifelike pet portraits using chalk pastels in this 4-week workshop. Develop foundational drawing skills, explore basic colour theory and practice techniques specific to chalk pastel. Working from photo references, learn how to capture personality and expression while understanding how lighting influences form and detail.

MUSHROOM MIXED MEDIA PAINTING

Explore a variety of materials and techniques in this one-day mixed media workshop. Experiment with acrylic paint and collage to create rich, textured backgrounds, then bring your artwork to life by drawing and illustrating detailed mushrooms. Learn how to use colour, pattern and shading to create the illusion of depth and three-dimensional form while layering elements into a vibrant, finished piece.

BOTANICAL PAINTING ON OLD BOOK PAGES

Turn pages of old discarded books into works of art in this mixed media workshop. Learn to create drawings and paintings of fall botanical subjects such as leaves, seedpods and berries in pen and watercolour. Whether you're a beginner or an experienced artist, you'll learn techniques for sketching botanical subjects with fine pen details, and then adding vibrant, fluid watercolours to bring them to life.

VAN GOGH: STARRY NIGHT

Uncover the techniques and expressive style behind Vincent van Gogh's iconic Starry Night in this 2-week workshop. Learn to work with bold brushstrokes, vibrant colour palettes and swirling compositions as you recreate elements of the original painting and develop your own inspired interpretation. Ideal for all skill levels. All materials included.



Van Gogh's Starry Night

INTERMEDIATE DRAWING

Build on your foundation in drawing, focusing on strengthening observational and structural skills, with emphasis on proportion, gesture, form and human figures. Engage in creative drawing exercises that encourage personal interpretation and expressive exploration. Through a balance of technical study and imaginative practice, deepen your understanding and develop greater confidence in figurative and conceptual drawing.

Program/Workshop	Instructor	Fee	Day	Time	Start	Code
Portfolio Studio	F. Zhang	\$124.56 + HST/ 6 wks	Tues	6:30 – 9:30 p.m.	Sep 30	104652
Intro to illustration & Comic Art	F. Zhang	\$124.56 + HST/6 wks	Wed	6:30 – 9:30 p.m.	Oct 1	104641
Wildlife at Cedar Ridge: Drawing & Painting Nature	L. Refahi	\$104.41 + HST/ 5 wks	Thu	1 – 4 p.m.	Oct 2	104636
Watercolour: A Beginner's Guide	L. Refahi	\$104.41 + HST/ 5 wks	Thu	1 – 4 p.m.	Nov 6	104666
Mushroom Mixed Media Painting	A. Hasan	\$48.54 + HST/ 1 day	Fri	12 – 4 p.m.	Oct 3	105954
Botanical Painting on Old Book Pages	A. Hasan	\$48.54 + HST/ 1 day	Fri	12 – 4 p.m.	Oct 17	105957
Intermediate Drawing	F. Zhang	\$124.56 + HST/6 wks	Sat	9:30 a.m. – 12:30 p.m.	Oct 18	104640
Intermediate Mosaic Project	K. Johnston	\$83.35 + HST/ 4 wks	Sat	9:30 a.m. – 12:30 p.m.	Oct 18	104643
Pet Portraits with Chalk Pastel	K. Johnston	\$83.35 + HST/ 4 wks	Sat	9:30 a.m. – 12:30 p.m.	Nov 15	105905
Van Gogh: Starry Night	L. Refahi	\$75.45 + HST/2 wks	Sun	9:30 a.m. – 12:30 p.m.	Nov 9	105906

FIBRE ARTS WORKSHOPS

INTRODUCTION TO WEAVING

Whether you're a complete beginner or looking to refine your skills, this course is designed to guide you through the fundamentals and creative possibilities of weaving. You'll learn the essentials of weaving techniques, including loom setup, winding the warp, basic weave structures, finishing techniques, terminology, loom descriptions and how to read weaving patterns. Participants are welcome to bring their own yarns and projects ideas. For those who are new to weaving, beginner projects will be provided. Yarn may be purchased from the instructor, for a fee between \$20 and \$30, depending on the type of yarn.

RUG HOOKING STUDIO

Work on independent rug hooking projects with personalized guidance and support in this six-week, instructor-led studio workshop. Whether starting fresh or continuing a piece, you'll receive technical advice and creative feedback tailored to your goals. Rug hooking frames and tools are provided for in-class use and must remain at Cedar Ridge. Open to all levels, this course offers a collaborative and focused environment to grow your skills and explore your personal style. Participants are welcome to bring their own yarns and projects ideas. Material costs vary between \$20 and \$30, depending on project.



INTRODUCTION TO PUNCH NEEDLE RUG HOOKING

Discover the art of punch needle rug hooking in this fun, hands-on one-day workshop! Learn the basics of the technique, including how to use the punch needle tool, set up your fabric, and create textured loops. You'll design and complete a small, personalized piece. This workshop requires an additional \$30 material fee payable to the instructor.



Course	Instructor	Fee	Day	Time	Start	Code
Intro to Weaving	C. Barrie	\$165.39 + HST/10 wks	Mon	12:30 – 3:30 p.m.	Sep 29	104645
Rug Hooking Studio	C. Barrie	\$124.56 + HST/6 wks	Mon	10 a.m. – 12 p.m.	Oct 20	105910
Intro to Punch Needle Rug Hooking	C. Barrie	\$32.98 + HST/1 day	Sat	12 – 3 p.m.	Oct 4	104644

OPEN STUDIO SESSIONS

Open Studios allow participants to have dedicated time every week to work on their projects in a non-instructional studio environment. Whether you carve, paint or work in clay, come to the studio to enhance your practice in a friendly working atmosphere. Students with previous experience in their chosen medium are welcome to register for open studios.

POTTERY OPEN STUDIO

Pottery Open Studio is reserved for participants enrolled in an intermediate or advanced pottery class at Cedar Ridge Creative Centre. **Please speak with your instructor regarding dates and times of Pottery Open Studios.**

Course	Fee	Day	Time	Start	Code
Open Studio: Painting	\$85.18 + HST/ 10 wks	Tues	1 – 4 p.m.	Sep 30	104648
Open Studio: Woodcarving	\$85.18 + HST/ 10 wks	Wed	12:30 – 3:30 p.m.	Oct 1	104650



COURSES & WORKSHOPS FOR CHILDREN, YOUTH AND FAMILIES

CREATIVE CLAY (7-10 YRS)

Students explore the possibilities of creating with clay. Basic pottery techniques such as pinching, coiling, slab and glazing are introduced. Projects are designed to stimulate the imagination and develop pottery skills.

POTTERY MIXED MEDIA (7 – 10 YRS)

Learn about different types of art media and create clay-based masterpieces that may include decorative boxes, wind chimes, animal figurines, jewelry, mixed media paintings with glazed clay and more.

WHEEL THROWING (11 – 14 YRS)

Have fun getting a little messy as you learn all the steps to making a pot on the potter's wheel in this 5-week workshop. Discover how to trim and glaze your wheel-thrown pots for a spectacular finished creation.

WHEEL THROWING (15 – 17 YRS)

Learn to make a pot using the potter's wheel in this fun-filled 5-week workshop. Discover the technique of kneading clay, then learn to centre and throw on the wheel. Make a pot from start to finish, learning trimming and glazing techniques to create beautiful functional dishes.



TEXTILE ART EXPLORERS (7 – 11 & 12 – 16 YRS)

Get ready to explore the exciting world of textile art! In this fun and hands-on course, learn how to use fabric in creative ways, like collage, layering and appliqué, to turn your ideas into one-of-a-kind art. Along the way, you'll pick up design tips using colour, texture and composition and practice hand-stitching to add cool details and personal flair. Build your skills step by step as you work on your own final project that reflects your unique style and story.

CARTOONING (8 – 14 YRS)

Combine a love of drawing and storytelling and acquire the knowledge and skills to create a comic book with original cartoon characters – from storyboard to finished product. This course includes projects on comic strips, character study, poster art and seasonal cartoons.

YOUNG PAINTERS' STUDIO (7 – 14 YRS)

Experiment with painting styles like abstract, impressionism and realism, and develop new technical skills in acrylic, watercolour and ink. Learn the art of composition through self-expression, from portraits to still-life on various surfaces.

FAMILY FINE ART (6+ YRS)

Make something great together! Build memories in this fine art course designed to foster creativity, fun and connection between caregiver and child. Grow as artists together through an exploration of paint, colouring media and collage, while learning a variety of art making techniques. Both child and adult must register separately.

EDVARD MUNCH:

THE SCREAM FAMILY WORKSHOP (5+ YRS)

Get ready for Halloween and discover the ghostly paintings of Edvard Munch with your child. Learn how different colours work together and how to mix them to create new colours. Inspired by Munch’s masterpiece, The Scream, students will bring their paintings eerily to life. Bring a picture of yourself screaming to collage into your painting. Both child and adult must register separately.



The Scream by Edvard Munch

Course	Instructor	Age	Fee	Day	Time	Start	Code
Creative Clay	K. Kennedy	7 - 10 yrs	\$125.04/ 10 wks	Sat	12:30 - 2 p.m.	Sep 27	104638
Wheel Throwing	K. Kennedy	11 - 14 yrs	\$63.14/ 5 wks	Sat	2:30 - 4 p.m.	Sep 27	104669
Wheel Throwing: Youth	K. Kennedy	15 – 17 yrs	\$63.14 + HST/ 5 wks*	Sat	2:30 – 4 p.m.	Nov 1	104670
Pottery Mixed Media	K. Carson	7 – 10 yrs	\$125.04/ 10 wks	Sun	9 a.m. – 10:30 a.m.	Sep 28	104653
Cartooning	M. Chown	8 – 14 yrs	\$125.04/ 10 wks	Sun	10 a.m. – 11:30 a.m.	Sep 28	104637
Textile Art Explorers	M. Keykhaei	7 – 11 yrs	\$125.04/ 10 wks	Sun	10:30 a.m. – 12 p.m.	Sep 28	105937
Textile Art Explorers	M. Keykhaei	12 – 16 yrs	\$125.04/ 10 wks	Sun	1 – 2:30 p.m.	Sep 28	105938
Young Painters' Studio	M. Chown	7 - 14 yrs	\$125.04/ 10 wks	Sun	12:30 - 2 p.m.	Sep 28	104672
Family Fine Art	M. Chown	6+	\$125.04/ 10 wks	Sun	2:30 – 4:00 p.m.	Sep 28	104664
Edvard Munch: The Scream Family Workshop	L. Refahi	5+	\$26.91 each/1 day	Sun	10 a.m. – 12 p.m.	Oct 26	105933

*Youth programs are subject to HST. Children’s programs are exempt from HST.



Textile art by M. Keykhaei

NEW! AFTER SCHOOL WORKSHOPS FOR CHILDREN & YOUTH

GROUP OF SEVEN FOR TEENS (14 – 17 YRS)

Get inspired by the Group of Seven, Canada's legendary landscape painters in this 6-week workshop and learn how they captured the beauty of forests, lakes and mountains like no one else. Dive into their bold brushwork, creative use of colour and cool techniques, then try it out for yourself, playing with texture, light and mood as you create your own original landscapes.

ARCHITECTURAL MODELING (8 – 13 YRS)

Explore the imaginative world of legendary Canadian architect Frank Gehry in this fun and creative 6-week workshop. Focusing on Gehry's design for the Art Gallery of Ontario, students will learn about his unique style and approach to architecture. Through guided drawing and hands-on model-making, design your own public architectural space and bring it to life as a 3D model using kid-friendly materials and techniques.

FABRIC WORLDS: DYNAMIC COLLAGE & DESIGN (7 – 15 YRS)

Dive into the fun world of fabric collage in this one-day, creative workshop! Experiment with colour, texture and shape by layering different textiles to build bold, expressive designs. Whether you're telling a story or creating something abstract, this workshop is all about exploring your ideas through fabric. You'll learn how to use fabric adhesives and techniques to complete a one-of-a-kind textile collage that's all your own.

FROM SKETCH TO TEXTILE (7 – 15 YRS)

Turn your sketches and ideas into expressive textile art in this fun, one-day workshop. You'll learn how to use fabric, texture and simple techniques like layering and stitching to bring your concepts to life. Using both new and recycled materials, you'll explore creative ways to express emotions and ideas through fabric. By the end of the day, you'll have your own original fabric study that reflects your unique vision and style.

Course	Instructor	Age	Fee	Day	Time	Start	Code
Group of Seven for Teens	L. Shanehchiyan	14 – 17 yrs	\$74.52 + HST/6 wks*	Mon	5 – 6:30 p.m.	Sep 29	105973
Architectural Modeling	L. Shanehchiyan	8 – 13 yrs	\$74.52/6 wks	Wed	4:30 – 6 p.m.	Oct 1	105974
Fabric Worlds: Dynamic Collage & Design	M. Keykhaei	7 – 15 yrs	\$26.91/1 day	Thu	4 – 5:30 p.m.	Oct 2	105944
From Sketch to Textile	M. Keykhaei	7 – 15 yrs	\$26.91/1 day	Thu	6 – 7:30 p.m.	Oct 2	105941
Fabric Worlds: Dynamic Collage & Design	M. Keykhaei	7 – 15 yrs	\$26.91/1 day	Thu	4 – 5:30 p.m.	Oct 16	105945
From Sketch to Textile	M. Keykhaei	7 – 15 yrs	\$26.91/1 day	Thu	6 – 7:30 p.m.	Oct 16	105942
Fabric Worlds: Dynamic Collage & Design	M. Keykhaei	7 – 15 yrs	\$26.91/1 day	Thu	4 – 5:30 p.m.	Nov 13	105946
From Sketch to Textile	M. Keykhaei	7 – 15 yrs	\$26.91/1 day	Thu	6 – 7:30 p.m.	Nov 13	105943

*Youth programs are subject to HST. Children's programs are exempt from HST.

CEDAR RIDGE CREATIVE CENTRE GALLERY

The Cedar Ridge Creative Centre Gallery is programmed annually with short term rotating exhibitions showcasing a spectrum of emerging and established artists, community arts groups and students. The exhibition schedule for 2025 can be found on our website at [Toronto.ca/CedarRidge](https://toronto.ca/CedarRidge). The deadline to apply to the 2026 gallery program is September 4, 2025.

GALLERY HOURS

Monday to Wednesday: 10 a.m. to 8 p.m.

Thursday to Sunday: 10 a.m. to 4 p.m.

*Hours subject to change

Gallery admission and receptions are free.



East End Makers Gallery Exhibition

UPCOMING EXHIBITIONS:

SUMMER ARTIST-IN-RESIDENCE NATHAN COLE

September 6 to 24

Reception: September 14, 1 to 3 p.m.

ONTARIO SOCIETY OF ARTISTS: CELEBRATING THE ART OF THE OSA LIFE MEMBERS

September 27 to October 22

Reception: September 28, 1 to 3 p.m.

YOUNG HEE SUNG

October 25 to November 19

Reception: Oct 26, 1 to 3 p.m.

LAANI TEETSOV & THOMAS HEINAR

October 25 to November 19

Reception: Oct 26, 1 to 3 p.m.

SCARBOROUGH ARTS ANNUAL JURIED EXHIBITION

November 22 to December 11


Reception: November 22, 1 to 3 p.m.

RENTAL OPPORTUNITIES

Cedar Ridge Creative Centre is a vibrant arts and culture hub housed in a 1912 mansion. Flexible for almost any type of event, the historic charm of this one-time summer home boasts a grand feel with an original chandelier and hardwood floors, coupled with modern-day conveniences. The house is nestled within picturesque gardens and backs onto a beautiful ravine. Casual elegance for a variety of functions make Cedar Ridge the ideal spot for your special occasion. Outdoor photography permits are also available.

To speak with someone about booking your next event at Cedar Ridge Creative Centre call 416-396-4026 during office hours or visit toronto.ca/Rentals.

Rental and event bookings are subject to Toronto Public Health and Provincial Regulations and guidelines.



CEDAR RIDGE CREATIVE CENTRE

OFFICE HOURS

Monday to Thursday: 9 a.m. to 9 p.m.

Friday to Sunday: 9 a.m. to 4 p.m.

Hours subject to change, please call ahead.

CEDAR RIDGE CREATIVE CENTRE

225 Confederation Drive

Scarborough, ON

M1G 1B2




Free Parking is available

CONTACT US FOR MORE INFORMATION

416-396-4026

crcc@toronto.ca

toronto.ca/CedarRidge

 @TOCulture  @Culture_TO  @Culture_TO

