

January 13, 2026

## **Basement Flooding Protection Program Fairbank-Silverthorn Storm Sewer System - Phase 2 Construction on Branstone Road, Dynevor Road, Ennerdale Road, Harlow Avenue and Kirknewton Road**

**Contract #: 23ECS-MI-03FS**

**Start Date: February 2026**

**Expected End Date: November 2026\***

*\*Timeline is subject to change.*

The City of Toronto is advancing construction of a new storm sewer system that will collect, store and move stormwater (rain and melted snow) from the Fairbank-Silverthorn area to Black Creek. This work is part of the City's Basement Flooding Protection Program to help reduce the risk of future basement flooding. Once complete, the new storm sewer system will help to reduce the impact of heavy rainfall and sewer back-ups for more than 4,600 homes in your area.

The City's contractor will be installing new combined sewers and storm sewers on Branstone Road, Dynevor Road and Kirknewton Road from February 2026 to October 2026. This work will be constructed in four phases. In each phase, road restoration and local work zone restoration will follow after sewer installation is complete. Final road paving will take place on all roads once all works are completed. The works will be constructed in the following phases as seen in the Map on page 2:

- **Phase 1:** Storm sewer construction from 6 Dynevor Road to 85 Branstone Road
- **Phase 2:**
  - Combined sewer construction:
    - Intersection of Ennerdale Road and Dynevor Road to 65 Dynevor Road.
    - Kirknewton Road between Dynevor Road and Hunter Avenue.
  - Watermain construction from 1 Dynevor Road to 20 Dynevor Road.
- **Phase 3:**
  - Storm sewer construction:
    - Between 6 Dynevor Road and Kirknewton Road
    - Kirknewton Road between Dynevor Road and south of Eglinton Avenue West
    - Harlow Avenue between Kirknewton Road and Ennerdale Road
    - Ennerdale Road from Harlow Avenue to Branstone Road.
- **Phase 4:** Final road resurfacing and restoration works.

**The following traffic restrictions will apply during construction:**

(Pedestrian access to properties will be maintained at all times.)

**Phase 1 (Dynevior Road and Branstone Road):**

- The intersection of Dynevior Road and Ennerdale Road will be partially closed to install a new storm sewer at the intersection only. Access to Dynevior Road from Ennerdale Road will not be available during this segment of work. Ennerdale Road will remain open to vehicular traffic.
- Branstone Road will be reduced to one lane during construction of the storm sewer in a rolling closure method.

**Phase 2 (Dynevior Road and Kirknewton Road):**

- Dynevior Road will be closed in segments during construction of the combined sewer and watermain between Ennerdale Road to 65 Dynevior Road. A separate driveway notice will be submitted at least 48 hours before works take place. The south sidewalk will also experience local closures and will be closed intermittently by construction.
- Kirknewton Road will be reduced to one lane during construction of the combined sewer in a rolling closure method.

**Phase 3 (Dynevior Road, Kirknewton Road, Harlow Avenue, Ennerdale Road):**

- Dynevior Road will be reduced to one lane during construction of the storm sewer in a rolling closure method. Driveways of #2 to #16 Dynevior Road may be affected for short durations.
- Kirknewton Road will be reduced to one lane during construction of the storm sewer in a rolling closure method.
- Harlow Avenue will be reduced to one lane during construction of the storm sewer between Kirknewton Road and Ennerdale Road.
- Ennerdale Road will be reduced to one lane during construction of the storm sewer between Harlow Avenue and Branstone Road.

**Phase 4 (Final Paving):**

- The City's Contractor will gradually install final asphalt on all roads impacted at the end of all works. There may be short term local traffic and driveway impacts during the paving operations.

Driveways may be affected for the duration of the work for the following locations:

- #1 to #85 Branstone Road
- #2 to #65 Dynevior Road
- #183 to #223 Ennerdale Road
- #1 to #134 Kirknewton Road

**Residents with parking permits can park anywhere within the 13L permitted area if you cannot find available parking due to construction activities (Refer to map on page 4).**

**Residents without parking permits can fill out the accompanying Parking Consideration Vehicle Intake Form along with the Parking Permit Application Notice. Alternatively, you can submit a request for a parking permit to [fairbanksewer@toronto.ca](mailto:fairbanksewer@toronto.ca), and a staff member will contact you to process your request.**

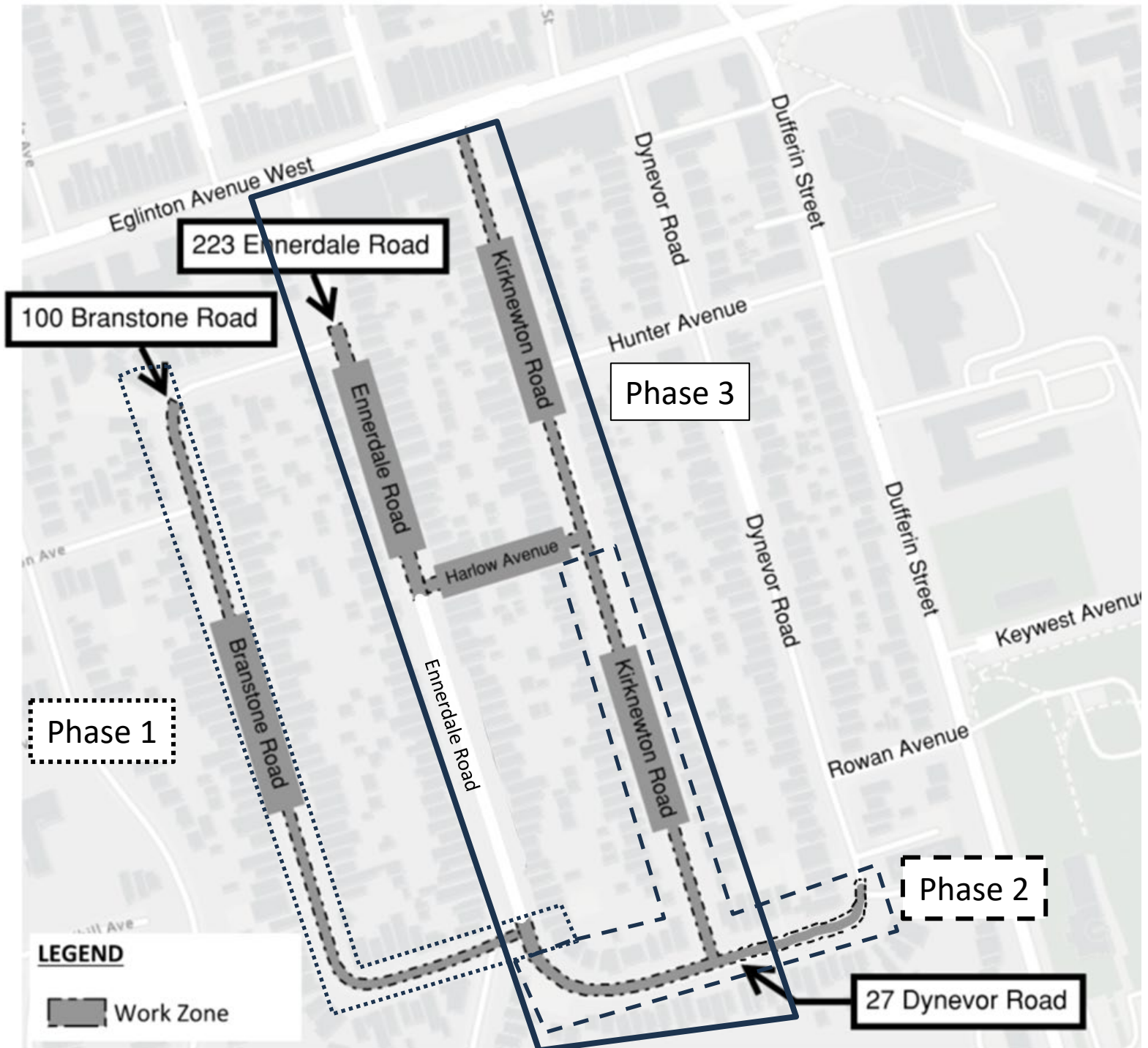
## WORK DETAILS

The contractor will:

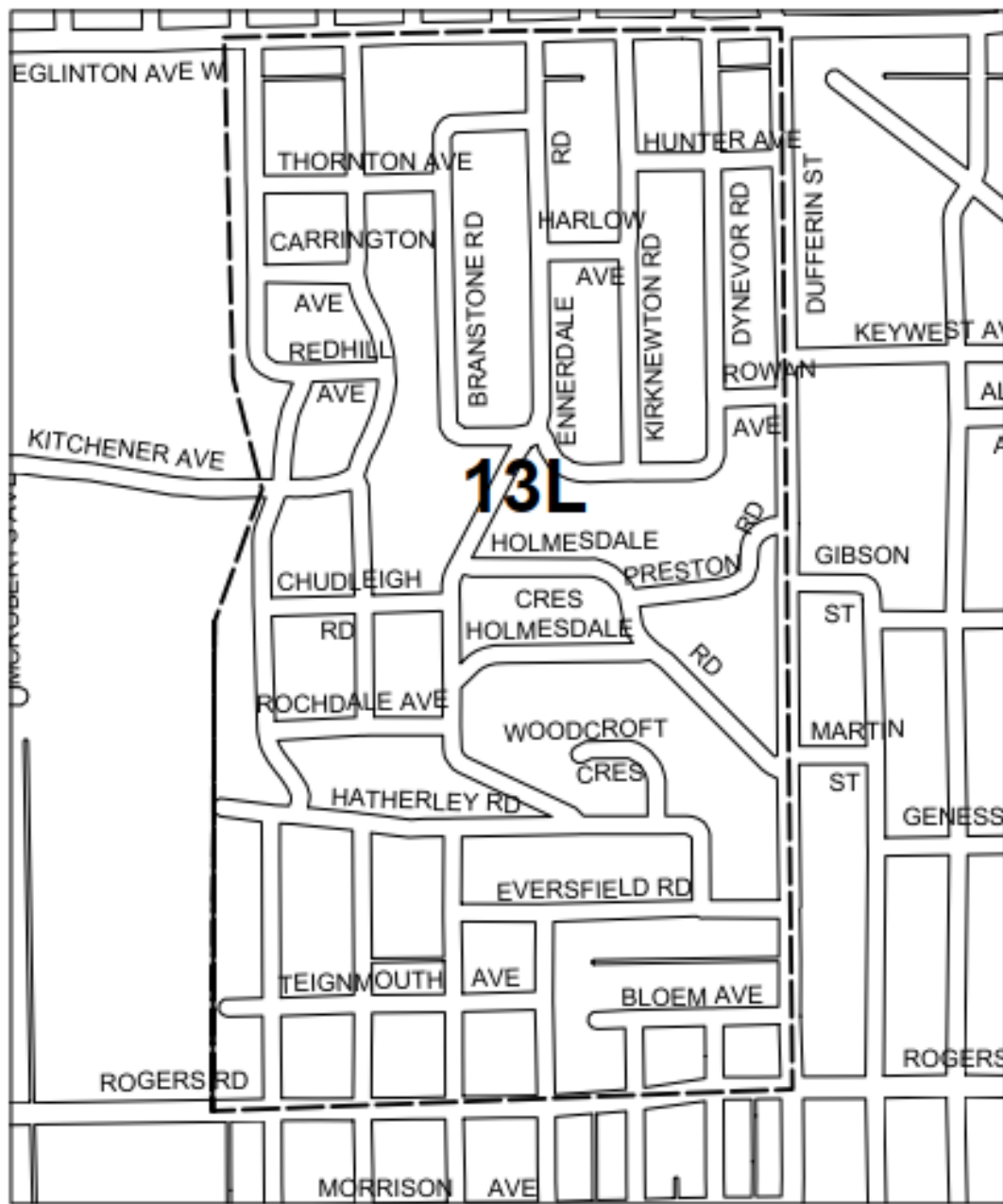
- Excavate the road and dig a trench.
- Install new watermain, combined sewer and/or storm sewer.
- Resurface the road upon completion.

## MAP OF WORK AREA

### Construction Work Area on Branstone Road, Dynevor Road and Kirknewton Road




## PERMIT PARKING AREA 13L



THIS MAP IS FOR REFERENCE ONLY. PLEASE REFER TO, AND FOLLOW ATTACHED PARKING INSTRUCTIONS.

### Legend

 BOUNDARY OF PERMIT PARKING AREA

Please note that not all streets within the permit area are licensed under the Permit Parking program and some streets may be under the street specific program. See reverse for details.












CITY OF TORONTO TRANSPORTATION SERVICES  
[www.toronto.ca/transportation](http://www.toronto.ca/transportation)

If you have any questions, please call 416-392-7873

## WHAT TO EXPECT DURING CONSTRUCTION

- You may experience dust, noise and other inconveniences. The City will make efforts to reduce the impacts. We appreciate your patience.
- The City will not be responsible for damage to any privately owned items on City property, so please ensure that you remove/arrange for removal of each item prior to construction.

	<p><b>Work Hours:</b> Work will take place from 7 a.m. to 7 p.m., Monday to Friday, with work after hours and on weekends as required.</p>
	<p><b>On-Site Communication:</b> There are times when contractors need to communicate with homeowners about what is happening on-site. This could be about driveway access, water shut offs, pre-construction inspections, and site restoration work (landscaping, installing pavers etc.). Contractor's staff will be identifiable by their high-visibility company branded clothing. If you need to speak with staff on the construction site, please ask for the Site Inspector.</p>
	<p><b>Important information for owners of sprinkler systems/heated driveways and private landscaping features.</b> Property owners should remove items located within City property limits (boulevard) to avoid damage. This includes items such as landscaping (plants and pavers), decorative objects, sprinkler systems or heated driveways. For details on removal of such items, please contact the <b>Field Ambassador</b> listed below.</p>
	<p><b>Road Closure:</b> During construction, the intersection of Dynevor Road and Ennerdale Road will be partially closed. Branstone Road, Ennerdale Road, Kirknewton Road, and Dynevor Road will experience closures as described above and limited to local traffic only. Vehicular parking on Branstone Road and Dynevor Road will be prohibited during the working hours of 7 a.m. to 7 p.m.</p> <p>Vehicles left unattended will be subject to “friendly towing.” Access for emergency vehicles will be maintained at all times.</p> <p><b>Sidewalk Access:</b> Pedestrian access to properties will be maintained at all times. The east sidewalk on Branstone Road between #24 – 11 Branstone Road will also experience localized closures. The north sidewalk on Dynevor Road in front of #16 and #20 Dynevor Road will also experience localized closures.</p> <p><b>Driveway Access:</b> Your driveway may be affected during the construction. Please note that you will be notified with a separate notice that specifies the duration of the driveway impact if applicable.</p>

	<p><b>Street Parking:</b> Street parking will not be available during construction. Arrangements for alternate streets should be considered.</p>
	<p><b>Traffic Management:</b> Road users should expect delays and increased traffic on nearby side streets. When driving, please be mindful of vulnerable road users.</p>
	<p><b>Parking Violation Notices:</b> <u>Please ensure you park in a legal parking spot at all times.</u> If parking enforcement is called to a street, officers must issue a yellow parking violation notice (ticket) to vehicles in violation of parking by-laws. If you receive a yellow notice during this construction work, please do one of the following within 15 days of the notice date in order to avoid additional fines or records being kept of non-payment:</p> <ol style="list-style-type: none"> <li>1. Contact the Field Ambassador listed below, and provide a photo of your ticket and ticket number, along with your contact information.</li> <li><u>or</u></li> <li>2. Pay the parking violation (follow instructions on the back of the notice)</li> <li><u>or</u></li> <li>3. File a Parking Violation Dispute with Dispute the parking violation notice online, by mail or in person (follow instructions on the back of the violation notice). As part of the dispute process, you may include the construction notice and/or other documentation related to parking impacts resulting from construction</li> </ol> <p>If you do not have a copy of the Construction Notice, please contact 311 to request a copy.</p> <p><b>Please note:</b> Violation notices cannot be cancelled if vehicles are parked in illegal parking spots (i.e., in front of a fire hydrant or in No Parking zones).</p> <p>In an effort to reduce ticketing due to construction, please exercise patience with neighbours who are experiencing construction impacts and may need to temporarily park on your street.</p>
	<p><b>Accessibility Accommodation:</b> The City's contractor must ensure that safe and accessible walkways and entryways are maintained for everyone during construction. Any temporary access disruptions will be communicated as soon as possible. If you experience a disruption, have a specific access need or related accommodation request, contact the Field Ambassador listed below.</p>
	<p><b>Garbage and Recycling:</b> Please follow your normal routine. If required, the contractor will move bins to an appropriate location and return them. <b><i>Please ensure that your bins are labelled with your address.</i></b></p>
	<p><b>Restoration:</b> The construction work area will be restored with sod, concrete and/or asphalt where required. Full restoration will be completed by the contractor.</p>

**NEED MORE INFORMATION?**

If you have questions about the upcoming work, please contact staff listed below:

<b>Contract</b>	<b>23ECS-MI-03FS</b>
<b>Field Ambassador</b>	Shakha Vasdani, 416-338-5497, <a href="mailto:fairbanksewer@toronto.ca">fairbanksewer@toronto.ca</a>
<b>Deaf, Hard of hearing and Hearing-Impaired Service</b>	Telecommunications Relay Service (TRS) Dial 711 (24/7)
<b>General inquiries</b>	311
<b>Website</b>	<a href="https://toronto.ca/fairbank">toronto.ca/fairbank</a>

Thank you for your patience. Building a great city takes time. Better infrastructure for all of us is worth the wait.