

CEDAR RIDGE CREATIVE CENTRE



Spring 2026

ART COURSES & WORKSHOPS



WELCOME TO CEDAR RIDGE CREATIVE CENTRE

OFFICE HOURS

Monday to Thursday: 9 a.m. to 9 p.m.

Friday to Sunday: 9 a.m. to 4 p.m.

Hours subject to change, please call ahead.

CEDAR RIDGE CREATIVE CENTRE

225 Confederation Drive
Scarborough, ON

M1G 1B2




Free Parking is available

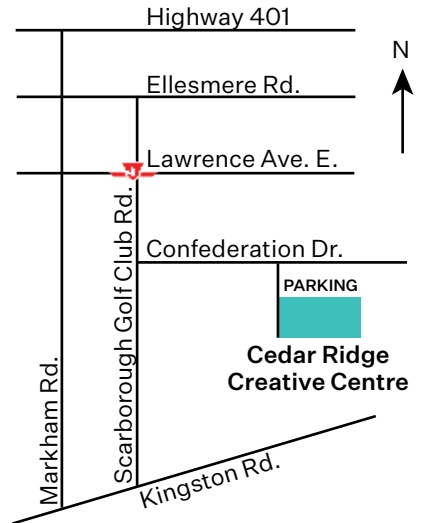
CONTACT US FOR MORE INFORMATION

416-396-4026

crcc@toronto.ca

toronto.ca/CedarRidge

 @TOCulture  @Culture_TO  @Culture_TO



REGISTRATION DATES

Registration for Spring art courses & workshops opens on Wednesday, March 4 at 7 a.m.

HOW TO REGISTER

Registering online is the fastest and easiest way to register for programs. Ensure you create your registration and booking account in advance.

toronto.ca/OnlineReg

On registration start day, log into your registration and booking account early. Be sure to refresh your browser right at 7 a.m. when registration starts.



IMPORTANT: You might be placed into a temporary queue during enrollment. Here's what to expect:

- You will see a queue message that shows your estimated wait time
- Do not refresh or use the back/forward buttons in your browser during this queue period
- You will only experience the queue once per login

Information will be available with full step-by-step registration instructions to guide you. For more information, please call Client Services at 416-396-7378 or the Cedar Ridge office at 416-396-4026.

Cedar Ridge staff are dedicated to providing timely, accessible and high quality services to all clients. All reasonable measures will be made to accommodate accessibility needs.

Cedar Ridge Creative Centre is excluded from Parks, Forestry and Recreation policies and procedures, including the Welcome Policy.

CODE OF CONDUCT

Cedar Ridge Creative Centre promotes a safe, welcoming, positive, inclusive environment where people are valued and respected. Staff, volunteers, participants and facility users are expected to be considerate, to respect people and their rights, and to show proper care and regard for City property and the property of others.

HEALTH & SAFETY

The health and safety of our students, staff and community are our top priorities. Cedar Ridge Creative Centre will adhere to the current Toronto Public Health and Provincial regulations. Those who choose to mask will be supported.

CANCELLATIONS

Programs cancelled by Cedar Ridge:

100% Refund or account credit.

Missed classes on the part of the student: make-up classes or account credits will not be provided.

Due to emergencies/illness on the part of Cedar Ridge: make-up class provided.

Inclement weather: make-up class provided. Every effort to contact students will be made. Students are encouraged to call for information.

Statutory holidays: make-up class provided.

Please note that if a make-up class is provided, refunds or credits will not be provided.

WITHDRAWALS, REFUNDS & CREDITS

All registration cancellations or withdrawals must be initiated in writing prior to the start of the program's third class. No refunds or credits will be considered after this date. Withdrawals will be prorated based on the date of the withdrawal, not based on attendance in the program. A \$14.13 administration fee will be deducted per person, per workshop for all refunds, withdrawals and credits.

MATERIALS

Materials are not included in adult course fees. Please inquire at the Cedar Ridge Office or with your instructor for supply lists. Pottery students must purchase clay from Cedar Ridge Creative Centre, which includes glazing, firing and technician costs, \$45 per bag. Outside clay or old clay is not permitted and pottery tools are not provided. Students must bring their own tools or purchase them from Cedar Ridge.



POTTERY & CLAY COURSES



POTTERY: BEGINNER

Learn basic wheel techniques and how to use pottery tools and equipment like slab rollers. This course introduces students to greenware, bisqueware and glazeware processes from clay to pot as well as reclaiming techniques.

POTTERY: INTERMEDIATE

Refine techniques learned in beginner courses and improve your throwing and hand-building skills. Explore more complex forms and learn to make repetitive shapes. Gain basic knowledge of the kiln firing process and different glazing techniques with increased one-on-one attention from your instructor. This is a course for potters with intermediate/advanced skills. It is not designed for beginner students. Students should be able to competently centre and throw a 2-lb cylinder or hand-build a 4-to-6-inch piece.

POTTERY: ADVANCED

Harness the pottery techniques covered in beginner and intermediate courses and improve your skills with more complex wheel work, hand-building and glazing. Learn the art of self-critique and discover how to advance your artistic practice. This is a course for potters with intermediate/advanced skills. It is not designed for beginner-level students. Students should be able to competently centre and throw a 3-lb cylinder or hand-build a 6-inch piece.

WHEEL WORK: INTERMEDIATE/ADVANCED

Hone your wheel throwing talents through demonstration and individual instruction and discover how to shape forms from previously wheel thrown parts. Learn to critique clay forms and improve your technique independently. This is a course for potters with intermediate/advanced skills. It is not designed for beginner-level students. Students should be able to competently centre and throw a 2-lb cylinder.

ADVANCED EXPLORATIONS IN POTTERY

Explore and discover your personal style as a potter in this advanced level class for independent learners. Through individualized challenging projects, take your advanced clay working skills to the next level while growing as a potter. This is a course for potters with advanced skills. It is not designed for beginner or intermediate-level students. Students should be able to competently centre and throw a 3-lb cylinder or hand-build a 6-inch piece.

SCULPTURE: ALL LEVELS

Discover the essentials of clay sculpture in this course designed for hand-builders and sculptors. Explore slab-building and modeling techniques to craft both abstract and figurative forms. Learning new methods and engage in creative experimentation in a supportive, inspiring environment. Bring your ideas, sketches or images, learn to bring them to life and enjoy the process!

FIVE WEEKS: ONE BOWL

Slow down and focus on just one piece in this intermediate level workshop. You'll spend five weeks hand-building a single larger bowl using coil techniques, allowing time for thoughtful building, refinement and a more meditative making process. The first weeks are dedicated to building and shaping your bowl, with an emphasis on scale, structure and intention. The final classes focus on surface and color, giving you time to consider a surface design and carefully apply it.

HANDBUILT PLANTERS

Make a functional planter while exploring a mix of hand-building techniques in this intermediate-level workshop. You'll combine methods like slab building and pinch forms to create a piece that's both practical and thoughtfully designed, encouraging problem-solving around structure, drainage and form. The first two classes focus on building your planter. In the third session, you'll learn glazing through a demo, then have time in the remaining classes to glaze independently. Seasonally inspired and hands-on, this class is perfect if you're thinking about plants, repotting or adding something handmade to your space.

Program/Workshop	Instructor	Fee	Day	Time	Start	Code
Pottery: Beginner	K. Kennedy	\$169.53 + HST/10 wks	Tues	6:30 – 9:30 p.m.	Mar 31	148540
Pottery: Beginner	C. Begg	\$169.53 + HST/10 wks	Wed	9 a.m. – 12 noon	Apr 1	148544
Pottery: Beginner	K. Kennedy	\$169.53 + HST/10 wks	Wed	1 – 4 p.m.	Apr 1	148541
Pottery: Beginner/Intermediate	K. Kennedy	\$169.53 + HST/10 wks	Wed	6:30 – 9:30 p.m.	Apr 1	148542
Pottery: Beginner/Intermediate	K. Kennedy	\$169.53 + HST/10 wks	Sat	9 a.m. – 12 noon	Mar 28	148543
Pottery: Intermediate/Advanced	S. Robinson	\$135.63 + HST/8 wks	Mon	6:30 – 9:30 p.m.	Mar 30	148545
Pottery: Intermediate/Advanced	S. Robinson	\$169.53 + HST/10 wks	Tues	1 – 4 p.m.	Mar 31	148546
Wheel Work: Intermediate/Advanced	K. Kennedy	\$169.53 + HST/10 wks	Thurs	1 – 4 p.m.	Apr 2	148556
Pottery: Advanced	K. Kennedy	\$169.53 + HST/10 wks	Thurs	6:30 – 9:30 p.m.	Apr 2	148539
Advanced Explorations in Pottery	S. Ladha	\$127.68 + HST/6 wks	Sun	1 – 4 p.m.	Mar 29	148501
Sculpture: All Levels	A. Dias D'Souza	\$169.53 + HST/10 wks	Tues	9:30 a.m. – 12:30 p.m.	Mar 31	148547
Five Weeks: One Bowl	S. Ladha	\$107.02 + HST/5 wks	Fri	9 a.m. – 12 noon	Apr 10	148549
Hand Built Planter	S. Ladha	\$107.02 + HST/5 wks	Fri	12:30 – 3:30 p.m.	Apr 10	148548

Students taking pottery courses must purchase clay from Cedar Ridge Creative Centre for \$45 per bag. This includes glazing, firing and technician costs. Pottery tools are not provided. Students must bring their own tools or purchase them from Cedar Ridge.



VISUAL ARTS COURSES



BEGINNER/INTERMEDIATE DRAWING

Build your drawing confidence with practical guidance as you learn essential techniques and develop strong sketchbook habits. Explore the fundamentals of drawing while building on existing skills, using time-tested methods, including the seven elements of art, to strengthen your ability to see and draw from observation. Whether you're working from real life, photos, or imagination, and whether you're a beginner or at an intermediate level, this course will support your growth as an artist.

INTERMEDIATE/ADVANCED DRAWING & PAINTING

Advance your artistic practice through focused studies in expressive brushwork, colour layering, natural textures and symbolic storytelling. Refine your understanding of light, shadow, mark making and advanced composition, with an emphasis on mastering colour mixing, creating cohesive palettes and achieving depth and harmony in painting.

ADVANCED PORTRAITURE PAINTING

Deepen your mastery of portraiture through advanced studies in painting the human face. Students will refine their ability to capture likeness, emotion and presence with accuracy and expression. Explorations in composition, lighting, tone and shadow will elevate the impact of your portraits.

VISUAL DIARY & SELF-REFLECTION

Discover the power of visual journaling as a tool for self-reflection and creativity. Through drawing, collage and mixed media, tap into your inner world and reconnect with your authentic self – no art experience required. Guided prompts and intuitive exercises help you build a regular creative journaling practice, break through self-censorship and express freely without worrying about perfectionism. Inspired by the instructor's own journey as a migrant woman, this course offers a playful yet meaningful path to creative growth.

LANDSCAPE IMPRESSIONIST PAINTING IN ACRYLICS

Explore landscape painting inspired by the Impressionist movement, with a focus on light, colour, atmosphere and expressive brushwork. Working primarily with acrylic paint, you'll learn from artists like Monet, Renoir and Cassatt while developing your own visual style. The emphasis is on observation, movement and personal interpretation rather than strict realism. No prior painting experience is required.



Water Lilies VIII by Monet

COLOUR THEORY 101

Explore the science and art of colour through mixing hues, tints, shades and tones. Practices in accurate colour matching and achieving colour balance and harmony will be demonstrated. By the end of the course, students will learn the methods of constructing a cohesive colour palette and the importance of working within a selective colour spectrum.

DRAWING & PAINTING STUDIO

Practice drawing and painting from life through still life and floral compositions in this instructor-led studio course. Learn how to simplify shapes, organize colours, and capture what you see with real time demonstrations that address real questions with ongoing guidance and feedback in one-on-one consultation with the instructor.

WATERCOLOUR PORTRAITURE

Learn the foundational techniques of watercolour painting with a focus on portraiture. Explore working wet-on-dry, wet-into-wet and using dry brush to build form, skin tones and expression. Through guided exercises, you'll experiment with creating texture and mixing watercolours with other liquids and mediums to achieve a range of effects. With demonstrations and clear, step-by-step instruction, you'll develop confidence in handling watercolour while learning how to translate facial features and personality into expressive portraits.

LAND, LIGHT & LEGACY: PAINTING IN THE STYLE OF THE GROUP OF SEVEN

Explore the natural beauty of Canada through the lens of the iconic Group of Seven. Study the techniques, composition and brushwork of these early 20th-century Canadian painters as you experiment with texture, colour and light while creating your own landscapes in either oil or acrylic. All levels.

WATERCOLOUR: ALL LEVELS

Whether you're just starting out or looking to refine your skills, this course welcomes all levels! Learn the fundamentals of watercolour painting, including washes, layering, blending and colour mixing. Explore a variety of subjects while developing your own style and techniques. With easy-to-follow demonstrations and plenty of hands-on practice, you'll gain confidence and creativity with every brushstroke.



Watercolour by L. Refahi

SPRING LIGHT: PAINTING SEASONAL LANDSCAPES IN ACRYLIC

Explore the distinctive qualities of spring light and seasonal change and learn how to bring them to life in your landscape paintings. You'll study how shifting light and transitional weather affect colour, atmosphere and emotional tone. Work with spring-specific colour palettes, learn to paint light, shadow and transparency in nature and develop techniques for depicting new growth and fresh foliage. Emphasis is on helping students translate the vitality and mood of the spring season into expressive and cohesive landscape compositions.

CHALK PASTEL PORTRAITURE

Dive into portrait drawing using chalk pastel in this course designed for all skill levels. Learn foundational drawing skills, colour theory and essential pastel techniques such as blending, layering and texturing to capture facial features, form and expression. Through guided exercises, you'll create expressive portraits with depth, accurate lighting and realistic proportions while strengthening your observation skills and confidence working with chalk pastel.

INTRODUCTION TO PALETTE KNIFE PAINTING

Explore the dynamic possibilities of painting with a palette knife in this hands-on introductory course. Learn how to create bold, expressive works while developing techniques to convey texture, volume and depth. Through guided exercises and individual projects, students will develop a personal approach to this energetic and tactile painting technique.

FIGURATIVE DRAWING & PAINTING

Develop your observational skills while gaining an understanding of proportion and basic anatomy in this drawing and painting course focusing on capturing the human form from photographic reference. Using a range of techniques and mediums such as charcoal, pencil, and acrylic paint, students will explore gesture, contour and the principles of composition to effectively render the figure with confidence and expression.

ABSTRACT & SURREAL LANDSCAPES

Move beyond traditional depictions of nature and explore more abstract, expressive approaches to landscape. Through painting, drawing, and sketching, discover how colour, shape and composition can capture the spirit and emotion of a place rather than its literal form. Experiment with layering, mark-making and dynamic brushwork to translate the emotional and atmospheric qualities of the natural world into an abstract visual language.

INTRODUCTION TO OIL PAINTING

Learn to work with oil paints, with this step-by-step introduction to guiding you through a range of foundational techniques and Approaches. Participants will learn how to plan and complete an oil painting while exploring key concepts such as underpainting, fat over-thin, glazing, impasto and alla prima. Designed for beginners, the course provides a solid foundation in both the materials and methods of oil painting in a supportive, hands-on environment. Please note that only non-toxic, solvent-free mediums and thinners are permitted.



ARTIST STUDIO

Work on a series of self-directed pieces based on your individual interests in this instructor-led studio course. Create in a supportive environment and develop personal projects in your chosen medium with ongoing guidance and feedback in one-on-one consultation with the instructor. You'll be encouraged to explore new creative directions and techniques that deepen and expand your practice. Ideal for those seeking structure, inspiration and professional input within a flexible studio setting.



Program/Workshop	Instructor	Fee	Day	Time	Start	Code
Intermediate/Advanced Drawing & Painting	S. Zhang	\$135.63 + HST/8 wks	Mon	9 a.m. – 12 p.m.	Mar 30	148521
Advanced Portraiture Painting	S. Zhang	\$135.63 + HST/8 wks	Mon	1 – 4 p.m.	Mar 30	148502
Beginner/Intermediate Drawing	K. Johnston	\$135.63 + HST/8 wks	Mon	6:30 – 9:30 p.m.	Mar 30	148507
Colour Theory 101	S. Zhang	\$169.53 + HST/10 wks	Tues	9 a.m. – 12 p.m.	Mar 31	148510
Chalk Pastel Portraiture	S. Caldarone Izumi	\$169.53 + HST/10 wks	Tues	9:30 a.m. – 12:30 p.m.	Mar 31	148509
Drawing & Painting Studio	S. Zhang	\$169.53 + HST/10 wks	Tues	1 – 4 p.m.	Mar 31	148512
Watercolour Portraiture	S. Caldarone Izumi	\$169.53 + HST/10 wks	Tues	1 – 4 p.m.	Mar 31	148506
Land, Light & Legacy: Painting in the Group of Seven Style	L. Shanehchiyan	\$135.63 + HST/8 wks	Wed	9 a.m. – 12 p.m.	Apr 1	148528
Landscape Impressionist Painting in Acrylics	L. Shanehchiyan	\$135.63 + HST/8 wks	Wed	1 – 4 p.m.	Apr 1	148504
Spring Light: Seasonal Landscapes in Acrylic	L. Refahi	\$169.53 + HST/10 wks	Thu	9:30 a.m. – 12:30 p.m.	Apr 2	148558
Watercolours: All Levels	L. Refahi	\$169.53 + HST/10 wks	Thu	1 – 4 p.m.	Apr 2	148553
Figurative Drawing & Painting	S. Caldarone Izumi	\$152.58 + HST/9 wks	Fri	9:30 a.m. – 12:30 p.m.	Apr 10	148514
Palette Knife Painting: All Levels	V. Medvedovsky	\$135.63 + HST/8 wks	Fri	9:30 a.m. – 12:30 p.m.	Apr 17	148535
Abstract & Surreal Landscapes	V. Medvedovsky	\$135.63 + HST/8 wks	Fri	1 – 4 p.m.	Apr 17	148499
Introduction to Oil Painting	V. Medvedovsky	\$135.63 + HST/8 wks	Sat	9:30 a.m. – 12:30 p.m.	Apr 18	151726
Artist Studio	V. Medvedovsky	\$135.63 + HST/8 wks	Sat	1 – 4 p.m.	Apr 18	151727

VISUAL ART WORKSHOPS



COLLAGE

Explore collage as a rich, intuitive way to build images and tell stories in this five-week workshop. You'll work with a variety of materials while developing a stronger understanding of composition, colour theory and how visual elements can create narrative. Experiment with arranging, layering and editing imagery while learning how colour relationships, balance and contrast guide the viewer's eye and shape meaning. For all levels and experience.

STILL LIFE PAINTING IN ACRYLIC: ALL LEVELS

Discover the art of still life in this hands-on approach to acrylic painting through step-by-step instruction, observation and practice. Learn and explore composition, value contrast, lighting, color theory and accurate color mixing in the painting process. The class also covers a variety of acrylic painting techniques, such as layering, blending, feathering, scumbling and glazing, helping you develop your painting skills and individual style.

INTRODUCTION TO AIRBRUSH

Explore airbrushing as a creative tool for visual expression in this 1-day workshop. Using a practice-based approach, your instructor will help you create your own airbrush paintings with informative talks and demonstrations. Try freehand and masking techniques and learn about airbrush maintenance and troubleshooting. This workshop requires an additional \$50 material fee, payable to the instructor.

CHARCOAL DRAWING

Explore charcoal techniques while developing a deeper understanding of light and shadow in this four-week workshop. Practice grayscale studies, mark-making and different approaches to shading. Learn how complex images can be built through six basic charcoal layers. Through step-by-step demonstrations, you'll train your eye to see space, perspective, proportion and form.

CONCEPTUAL ART & MIXED-MEDIA EXPLORATION

Explore personal narratives, emotions, and ideas through mixed media collage and conceptual art practices. Using layering, found materials, drawing, text and experimental techniques, students will learn how to translate inner experiences into meaningful and visually engaging compositions. The emphasis is on process, intuition, self-expression and the creative use of a variety of materials. No prior art experience is required.



Collage by Hannes Richter

MOSAICS: ALL LEVELS

Explore the art of mosaics in this 4-week workshop focused on Picassiette – a style that uses broken ceramics and found objects to create unique designs. The all-levels workshop a creative space to learn and expand skills, with a refresher/introduction to essential techniques, tools and project planning, followed by time to work independently on pieces with instructor support. Students are encouraged to bring old or broken ceramic dishes. This workshop requires an additional \$20 material fee, payable to the instructor.

INTRODUCTION TO ILLUSTRATION & POSTER ART

Have fun exploring a range of illustration and poster art styles as you develop your own visual voice in this 6-week workshop. You'll work with both drawing and painting techniques, with a strong focus on storytelling, composition, and visual impact. Through guided exercises and projects, you'll move from concept sketches to finished layouts and renderings, learning how to turn ideas into bold, engaging visuals. Whether you're drawn to narrative illustration, graphic posters or expressive imagery, this workshop will help you refine your style and create compelling visual work.

PET PORTRAITS IN GRAPHITE

Learn to create lifelike pet portraits using graphite in this 4-week workshop. Build foundational drawing skills, study basic tonal values, and practice techniques specific to graphite pencil. Working from photo references, develop your ability to capture personality and expression while gaining an understanding of how lighting shapes form and detail.

INTRODUCTION TO MEMOIR WRITING

You have a story to tell! In this five-week introductory workshop, explore the structure and form of how to approach writing stories from your personal experience with a goal to consideration of a larger memoir work. In each class, have fun with a short writing prompt to then share with classmates to analyze and give feedback to the writer.

PORTRAIT DRAWING & PAINTING: ALL LEVELS

Discover the principles of drawing and painting techniques in portraiture, from initial sketches to finished paintings. Study facial proportions, structure, anatomy and expressions as you learn to visualize portraits in 3-dimensional perspectives. Explore rendering skin tone with the understanding of greyscale and color theories in drawing and painting human portraits.

HAND STITCHED QUILTED VEST

Design and create your own quilted vest entirely by hand in this six-week workshop. Using appliqué techniques, you'll layer fabric shapes such as plants, animals or your own designs onto a base fabric, then quilt the layers together with simple hand stitches. The result is a wearable; one-of-a-kind piece you've made from start to finish. No sewing machine required, as all work is done by hand, making this an accessible and meditative practice.

DRAWING FUNDAMENTALS

Develop your artistic skills and creativity through drawing from observation and experimenting with varied materials. Explore the fundamental concepts of drawing such as composition, form, line and texture. Learn different drawing methods and how to use different drawing materials like graphite, charcoal, ink and pastels to create artwork that is expressive and engaging.

GROUP OF SEVEN IN ONE DAY

Explore the natural beauty of Canada through the lens of the iconic Group of Seven in this one-day painting intensive. Study the techniques, composition and expressive brushwork of these early 20th-century Canadian painters while experimenting with texture, colour and light. Open to all levels, this focused workshop offers an immersive way to deepen your understanding of Canadian landscape painting while developing your own approach.

VAN GOGH: ALMOND BLOSSOM

Explore the expressive brushwork, flowing lines and fresh spring palette of Vincent van Gogh's Almond Blossom in this two-day painting workshop. Learn how to simplify organic forms, use bold yet delicate line work and layer colour to create movement and light against a clear blue sky. Inspired by Van Gogh's iconic style, you'll create your own blossoming branch painting. Great for all skill levels! All materials included.



Almond Blossom by Van Gogh

Workshop	Instructor	Fee	Day	Time	Start	Code
Visual Diary & Self-Reflection	L. Shanehchiyan	\$127.68 + HST/6 wks	Mon	9 a.m. – 12 p.m.	Mar 30	148552
Sill Life Painting in Acrylic	F. Zhang	\$127.68 + HST/6 wks	Mon	9:30 a.m. – 12:30 p.m.	Mar 30	148518
Conceptual Art & Mixed-Media Exploration	L. Shanehchiyan	\$127.68 + HST/6 wks	Mon	1 – 4 p.m.	Mar 30	148530
Intro to Illustration & Poster Art	F. Zhang	\$127.68 + HST/6 wks	Mon	1:30 – 4:30 p.m.	Mar 30	148524
Portrait Drawing & Painting: All Levels	F. Zhang	\$127.68 + HST/6 wks	Mon	6:30 - 9:30 p.m.	Mar 30	148537
Drawing Fundamentals	F. Zhang	\$127.68 + HST/6 wks	Tues	9:30 a.m. – 12:30 p.m.	Mar 31	152257
Collage	L. Bernier	\$107.02 + HST/5 wks	Tues	1 – 4 p.m.	Mar 31	148520
Charcoal Drawing	S. Zhang	\$85.43 + HST/ 4 wks	Wed	9 a.m. - 12 p.m.	Apr 1	152166
Introduction to Memoir Writing	L. Bernier	\$107.02 + HST/5 wks	Thurs	1 – 4 p.m.	Apr 2	148503
Hand Stitched Quilted Vest	M. Keykhaei	\$107.02 + HST/6 wks	Fri	1 – 3:30 p.m.	Apr 10	152152
Mosaics: All levels	K. Johnston	\$85.43 + HST/ 4 wks	Sat	9:30 a.m. – 12:30 p.m.	Apr 11	148531
Pet Portraits in Graphite	K. Johnston	\$85.43 + HST/ 4 wks	Sat	9:30 a.m. – 12:30 p.m.	May 9	148536
Introduction to Airbrush	F. Zhang	\$49.76 + HST/ 1 day	Sat	10 a.m. – 3 p.m.	Apr 25	152262
Group of Seven in One Day	L. Shanehchiyan	\$59.71 + HST/ 1 day	Sat	10 a.m. – 4 p.m.	May 9	152340
Van Gogh: Almond Blossom	L. Refahi	\$77.33 + HST/2 wks	Sun	9:30 a.m. – 12:30 p.m.	Apr 26	148529



Introduction to Airbrush

FIBRE ARTS WORKSHOPS



INTRODUCTION TO WEAVING

Whether you're a complete beginner or looking to refine your skills, this course is designed to guide you through the fundamentals and creative possibilities of weaving. You'll learn the essentials of weaving techniques, including loom setup, winding the warp, basic weave structures, finishing techniques, terminology, loom descriptions and how to read weaving patterns. Participants are welcome to bring their own yarns and projects ideas. For those who are new to weaving, beginner projects will be provided. Yarn may be purchased from the instructor, for a fee between \$20 and \$30, depending on the type of yarn.



INTRODUCTION TO PUNCH NEEDLE RUG HOOKING

Discover the art of punch needle rug hooking in this fun, hands-on one-day workshop! Learn the basics of the technique, including how to use the punch needle tool, set up your fabric, and create textured loops. You'll design and complete a small, personalized piece. This workshop requires an additional \$30 material fee payable to the instructor.

Course	Instructor	Fee	Day	Time	Start	Code
Intro to Weaving	C. Barrie	\$135.63 + HST/8 wks	Mon	12 to 3 p.m.	Mar 30	148527
Intro to Punch Needle Rug Hooking	C. Barrie	\$33.80 + HST/1 day	Sat	12:30 to 3:30 p.m.	May 30	148525

OPEN STUDIO SESSIONS

Open Studios allow participants to have dedicated time every week to work on their projects in a non-instructional studio environment. Whether you carve, paint or work in clay, come to the studio to enhance your practice in a friendly working atmosphere. Students with previous experience in their chosen medium are welcome to register for open studios.

POTTERY OPEN STUDIO

Pottery Open Studio is reserved for participants enrolled in an intermediate or advanced pottery class at Cedar Ridge Creative Centre. Please speak with your instructor regarding dates and times of Pottery Open Studios.

Course	Fee	Day	Time	Start	Code
Open Studio: Painting	\$78.58 + HST/ 9 wks	Fri	1 - 4 p.m.	Apr 10	148532
Open Studio: Woodcarving	\$87.31 + HST/ 10 wks	Wed	12:30 – 3:30 p.m.	Apr 1	148533



COURSES & WORKSHOPS FOR CHILDREN, YOUTH AND FAMILIES



CREATIVE CLAY (7 – 10 YRS)

Students explore the possibilities of creating with clay. Basic pottery techniques such as pinching, coiling, slab and glazing are introduced. Projects are designed to stimulate the imagination and develop pottery skills.

POTTERY MIXED MEDIA (7 – 10 YRS)

Learn about different types of art media and create clay-based masterpieces that may include decorative boxes, wind chimes, animal figurines, jewelry, mixed media paintings with glazed clay and more.

WHEEL THROWING (11 – 14 YRS)

Have fun getting a little messy as you learn all the steps to making a pot on the potter's wheel in this 5-week workshop. Discover how to trim and glaze your wheel-thrown pots for a spectacular finished creation.

WHEEL THROWING (15 – 17 YRS)

Learn to make a pot using the potter's wheel in this fun-filled 5-week workshop. Discover the technique of kneading clay, then learn to centre and throw on the wheel. Make a pot from start to finish, learning trimming and glazing techniques to create beautiful functional dishes.

TEXTILE ART EXPLORERS: ALL LEVELS

(7 – 11 & 12 – 16 YRS)

Explore the exciting world of textile art! In this fun, hands-on course, use fabric in creative ways, like collage, layering and appliqué, to turn your ideas into one-of-a-kind art. Returning students will build on past sessions, developing skills through new projects, while new students will pick up design tips using colour, texture and composition. Explore new subjects, working with figures, animals and symbolic shapes, while building on stitching techniques and refining a sense of design. Students will complete two finished pieces great for display.

CARTOONING (8 – 14 YRS)

Combine a love of drawing and storytelling and acquire the knowledge and skills to create a comic book with original cartoon characters – from storyboard to finished product. This course includes projects on comic strips, character study, poster art and seasonal cartoons.



YOUNG PAINTERS’ STUDIO (7 – 14 YRS)

Experiment with painting styles like abstract, impressionism and realism, and develop new technical skills in acrylic, watercolour and ink. Learn the art of composition through self-expression, from portraits to still-life on various surfaces.

FAMILY FINE ART (6+ YRS)

Make something great together! Build memories in this fine art course designed to foster creativity, fun and connection between caregiver and child. Grow as artists together through an exploration of paint,

colouring media and collage, while learning a variety of art making techniques. Both child and adult must register separately.

**ARCHITECTURE FAMILY WORKSHOP:
DESIGN YOUR DREAM HOUSE**

In this hands-on family workshop, you’ll work together to design and build a three-dimensional model of your dream home using foam board and simple materials. Along the way, you’ll explore ideas like form, scale and space while talking about what makes a home feel safe, joyful, and meaningful. This playful, collaborative experience is designed for all ages – no prior experience needed. Come ready to imagine, create and connect, and leave with a finished model and a shared creative memory.

JUNIOR LEADER TRAINING (14 – 17 YRS)

This course is designed for youth aged 14 to 17 who are interested in volunteering as a Junior Leader at the Expressions Summer Art Camp at Cedar Ridge. Leadership and basic arts skills will be developed during the program. Participants will receive a certificate confirming completion of the course. Limited volunteer positions available on a first come first served basis. This course is mandatory for all volunteers at Expressions. The minimum age requirement of 14 years is firm.

Course	Instructor	Age	Fee	Day	Time	Start	Code
Creative Clay	K. Kennedy	7 - 10 yrs	\$128.16/ 10 wks	Sat	12:30 - 2 p.m.	Mar 28	148511
Wheel Throwing	K. Kennedy	11 - 14 yrs	\$64.71/ 5 wks	Sat	2:30 - 4 p.m.	Mar 28	148554
Wheel Throwing: Youth	K. Kennedy	15 – 17 yrs	\$64.71+ HST/ 5 wks*	Sat	2:30 – 4 p.m.	May 2	148555
Pottery Mixed Media	K. Carson	7 – 10 yrs	\$114.57/ 9 wks	Sun	9 a.m. – 10:30 a.m.	Mar 29	148538
Cartooning	M. Chown	8 – 14 yrs	\$114.57/ 9 wks	Sun	10 a.m. – 11:30 a.m.	Mar 29	148508
Textile Art Explorers: All Levels	M. Keykhaei	7 – 11 yrs	\$114.57/ 9 wks	Sun	10:30 a.m. – 12 p.m.	Mar 29	148551
Textile Art Explorers: All Levels	M. Keykhaei	12 – 16 yrs	\$114.57/ 9 wks	Sun	1 – 2:30 p.m.	Mar 29	148550
Young Painters' Studio	M. Chown	7 - 14 yrs	\$114.57/ 9 wks	Sun	12:30 - 2 p.m.	Mar 29	148559
Family Fine Art	M. Chown	6+	\$114.57 each/ 9 wks	Sun	2:30 – 4:00 p.m.	Mar 29	148513
Architecture Family Workshop	L. Shanehchiyan	4+	\$45.27 each/ 1 day	Sat	10 a.m. – 2 p.m.	May 23	148517
Junior Leader Training	S. Valtellini	14 – 17 yrs	\$33.95 + HST/2 wks*	Mon	6 – 9 p.m.	Jun 1	152390
Junior Leader Training	S. Valtellini	14 – 17 yrs	\$33.95 + HST/2 wks*	Sat	9:30 a.m. – 12:30 p.m.	Jun 6	152400



Junior Leaders, Expression Summer Art Camp



*Youth programs are subject to HST. Children’s programs are exempt from HST.



Kim Lee Kho Artist Talk & Exhibition

CEDAR RIDGE CREATIVE CENTRE GALLERY



Nathan Cole Gallery Exhibition

The Cedar Ridge Creative Centre Gallery is programmed annually with short term rotating exhibitions showcasing a spectrum of emerging and established artists, community arts groups and students. The exhibition schedule for 2026 can be found on our website at [Toronto.ca/CedarRidge](https://toronto.ca/CedarRidge). Applications for the 2027 gallery program will be available at [Toronto.ca/ArtistOpportunities](https://toronto.ca/ArtistOpportunities) in early 2026.

GALLERY HOURS

Monday to Wednesday: 10 a.m. to 8 p.m.

Thursday to Sunday: 10 a.m. to 4 p.m.

*Hours subject to change

Gallery admission and receptions are free.

UPCOMING EXHIBITIONS:

SEGUN CAEZAR

K.O.I.: Keepers of Identity

January 31 to February 25

TANYA BESEDINA

February 28 to March 23

Reception: March 1, 1 to 3 p.m.

CEDAR RIDGE STUDENT EXHIBITION

March 28 to April 21

RENTAL OPPORTUNITIES

Cedar Ridge Creative Centre is a vibrant arts and culture hub housed in a 1912 mansion. Flexible for almost any type of event, the historic charm of this one-time summer home boasts a grand feel with an original chandelier and hardwood floors, coupled with modern-day conveniences. The house is nestled within picturesque gardens and backs onto a beautiful ravine. Casual elegance for a variety of functions make Cedar Ridge the ideal spot for your special occasion. Outdoor photography permits are also available.

To speak with someone about booking your next event at Cedar Ridge Creative Centre call 416-396-4026 during office hours or visit toronto.ca/Rentals.

Rental and event bookings are subject to Toronto Public Health and Provincial Regulations and guidelines.



CEDAR RIDGE CREATIVE CENTRE

OFFICE HOURS

Monday to Thursday: 9 a.m. to 9 p.m.

Friday to Sunday: 9 a.m. to 4 p.m.

Hours subject to change, please call ahead.

CEDAR RIDGE CREATIVE CENTRE

225 Confederation Drive

Scarborough, ON

M1G 1B2


Free Parking is available

CONTACT US FOR MORE INFORMATION

416-396-4026

crcc@toronto.ca

toronto.ca/CedarRidge

 @TOCulture  @Culture_TO  @Culture_TO

