

January 21, 2026

## Road Resurfacing in Etobicoke North

**Contract: 26ECS-RD-13RR**

**Start Date: Spring 2026 End Date: Fall 2026**

*\*Timeline is subject to change.*

The City of Toronto will resurface the streets listed below. Our inspection of these roads shows that they need resurfacing and sections of damaged curb and/or sidewalk need to be replaced to bring them to a state of good repair.

This project is part of the Council-approved 2026 Capital Works Program to renew aging City roads and sidewalk for current and future needs. This notice contains important information about the work. **Please save this notice for your records.**

A Construction Notice with start and end dates will be distributed approximately two weeks before the work starts. Construction Notices will also be available on the City's website at [toronto.ca/etobicokenorth](https://toronto.ca/etobicokenorth)

### AFFECTED STREETS IN ETOBICOKE NORTH

Work will take place for the following sections of roads:

- Bankview Circle
- Beulah Street from Franca Crescent to Mercedes Drive
- Dansk Court from Carrier Drive to 177 meters west of Carrier Drive
- Franca Crescent from Kidron Valley Drive to Gihon Spring Drive
- Gihon Spring Drive from Martin Grove Road to Mount Olive Drive
- Heatherglen Road from Jeffcoat Drive to Porterfield Road
- Honeyview Place
- Madill Street from Golfwood Heights to Havenridge Drive
- Maxine Road
- Mercedes Drive
- Minglehaze Drive from Shockley Drive West to Shockley Drive East
- Mount Olive Drive from Silverstone Drive to Gihon Springs Drive
- Plowshare Crescent
- Sophia Loren Court
- Teresa Court
- Tinton Crescent
- Wallis Crescent
- Willie Crescent










### WORK DETAILS




The City's contractor will:

- Repair sidewalks and/or curbs and gutters
- Regrade ditches and replace culverts
- Dig up the road surface
- Re-align maintenance holes and catch basins
- Repave the road surface

### WHAT TO EXPECT DURING CONSTRUCTION

- You may experience dust, noise and other inconveniences. The City will make efforts to reduce the impacts. We appreciate your patience.
- This Pre-Construction Notice has been distributed before construction begins to allow residents ample time to **relocate** private items on City property. **The City will not be responsible for damage to any privately owned items on City property.**

|   |  |
|---|--|
|    | <p><b>Work Hours:</b> Work will take place from 7 a.m. to 7 p.m., Monday to Friday, and may continue on Saturdays between 9 a.m. to 7 p.m., with work after hours and on weekends as required.</p>   |
|    | <p><b>Accessible Accommodation:</b> The City’s contractor must ensure safe and accessible walkways and entryways are maintained for everyone during construction. Any temporary access disruptions will be communicated as soon as possible. If you experience a disruption, have a specific access need or related accommodation request, <b>contact</b> the <b>Field Ambassador</b> listed below.</p>  |
|    | <p><b>Important information for owners of sprinkler systems / heated driveways and private landscaping features.</b> Property owners should remove items located within City property limits (boulevard) to avoid damage.</p> <p>This includes items such as landscaping (plants and pavers), decorative objects, sprinkler systems or heated driveways. If you have a sprinkler system or heated driveway, please <b>contact</b> the <b>Field Ambassador</b> listed below.</p>  |
|   | <p><b>Telephone and Internet Services:</b> This work may affect phone and internet cables for individual properties that aren’t buried deep below the sidewalk. The contractor will coordinate with utility companies to minimize disruption. Residents who find their service has been disrupted should <b>contact</b> the <b>Field Ambassador</b> <b>and</b> notify their phone or internet service provider.</p>  |
|  | <p><b>Road and Sidewalk Access:</b> In order to complete the work in a safe manner, there will be road and sidewalk restrictions within the work zone. Access for emergency vehicles will be maintained at all times.</p> <p><b>Driveway Access:</b> The contractor will notify you of any temporary restrictions to your driveway access. If your property has two entrances, one entrance will be kept open at all times.</p>  |
|  | <p><b>Traffic Management:</b> Road users should expect delays and increased traffic on nearby main and side streets. Motorists are reminded that bicycles and cars will be sharing the lane. When driving, please be mindful of vulnerable road users.</p> <p><b>Traffic will be reduced on streets with active construction and access may be limited when paving operations are taking place.</b></p>  |
|  | <p><b>On-Site Communication:</b> There are times when contractors need to communicate with homeowners about what is happening on-site. This could be about driveway access, water shut offs, pre-construction inspections, and site restoration work (landscaping, installing pavers etc.). Contractor’s staff will be identifiable by their high-visibility company branded clothing. <b>If you need to speak with staff on the construction site, please ask for the Site Inspector.</b></p>   |
|  | <p><b>Parking:</b> This project will affect on-street parking. Parking in the active work zone is not permitted as space is needed for construction equipment and materials. If your parked vehicle affects construction work, it will be relocated with no charge to the owner. <b>Please call Toronto Parking Authority at 416-808-2222 for its location.</b></p>  |
|  | <p><b>Parking Violation Notices: <u>Please ensure you park in a legal parking spot at all times.</u></b> If parking enforcement is called to a street, officers must issue a yellow parking violation notice (ticket) to vehicles in violation of parking by-laws. If you receive a yellow notice during this construction work, please do one of the following within 15 days of the notice date in order to avoid additional fines or records being kept of non-payment:</p> <ol style="list-style-type: none"> <li>1. Pay the parking violation (follow instructions on the back of the notice) <b>or</b></li> <li>2. File a Parking Violation Dispute with the City online, by mail, or in person (follow instructions on the back of the notice). As part of the dispute</li> </ol> |

|   |   |
|---|---|
|   | <p>process, you may include the construction notice and/or other documentation related to parking impacts resulting from construction.</p> <p>If you do not have a copy of the Construction Notice, please contact 311 to request a copy.</p> <p><b>Please note:</b> Violation notices cannot be cancelled if vehicles are parked in illegal parking spots (i.e. in front of a fire hydrant or in No Parking zones).</p> <p>In an effort to reduce ticketing due to construction, please exercise patience with neighbours who are experiencing construction impacts and may need to temporarily park on your street.</p>   |
|    | <p><b>Garbage and Recycling:</b> Please follow your normal routine. If required, the contractor will move bins to an appropriate location and return them. <b>Please ensure that you label your bins with your address.</b></p>   |
|    | <p><b>Restoration:</b> The construction work area including ditches will be restored with sod, concrete and/or asphalt where required. Interlocking bricks, flagstone on a granular base, or other similar features that are removed from public and private property during construction will be replaced. Lawn seeding and/or laying of sod will be done as needed during ideal growing seasons only – in the spring (April to June) and fall (September to October).</p>   |
|  | <p><b>Asbestos in Asphalt on Bankview Circle and Honeyview Place:</b> As part of the work, the City must test the removed asphalt for asbestos. Our tests show that there is asbestos in the asphalt on Bankview Circle and Honeyview Place.</p> <p>Asbestos was used in asphalt mixes throughout the 1970s and early 1980s to improve the performance of the asphalt. Air quality monitoring conducted by the City of Toronto at other sites has not detected asbestos fibres in the air as a result of resurfacing asphalt. The risk of exposure to asbestos for workers and bystanders is low.</p> <p><b>As a precaution, the City requires the contractor to follow these steps:</b></p> <ul style="list-style-type: none"> <li>• Wet the pavement during asphalt cutting, grinding or removal,</li> <li>• Attach dust collecting devices with HEPA filters to equipment, where possible, to prevent dust from becoming airborne,</li> <li>• Provide personal protective equipment (disposable coveralls and respirators) to on-site workers, and</li> <li>• Transport and dispose of asphalt containing asbestos to provincially approved disposal sites.</li> </ul> |

**NEED MORE INFORMATION?**

If you have questions about this construction project, please contact staff listed below.

|   |   |
|---|---|
| <p><b>Contract</b></p>  | <p><input type="checkbox"/></p>   |
| <p><b>Field Ambassador</b></p>                                    | <p>Atshana Shanmuganathan<br/>647-646-8601, <a href="mailto:TorontoLRR@rvanderson.com">TorontoLRR@rvanderson.com</a></p>                              |
| <p><b>Local Councillor</b></p>                                    | <p>Vincent Crisanti, 416-394-5820<br/><a href="mailto:Councillor_Crisanti@toronto.ca">Councillor Crisanti@toronto.ca</a> <input type="checkbox"/></p> |
| <p><b>Deaf, Hard of hearing- and Hearing-impaired service</b></p> | <p>Telecommunications Relay Service (TRS)<br/>Dial 711 (24/7)</p>   |
| <p><b>General inquiries</b></p>                                   | <p>311</p>  |
| <p><b>Website</b></p>   | <p><a href="http://toronto.ca/etobicokenorth">toronto.ca/etobicokenorth</a></p>   |

Thank you for your patience. Building a great city takes time. Better infrastructure for all of us is worth the wait.