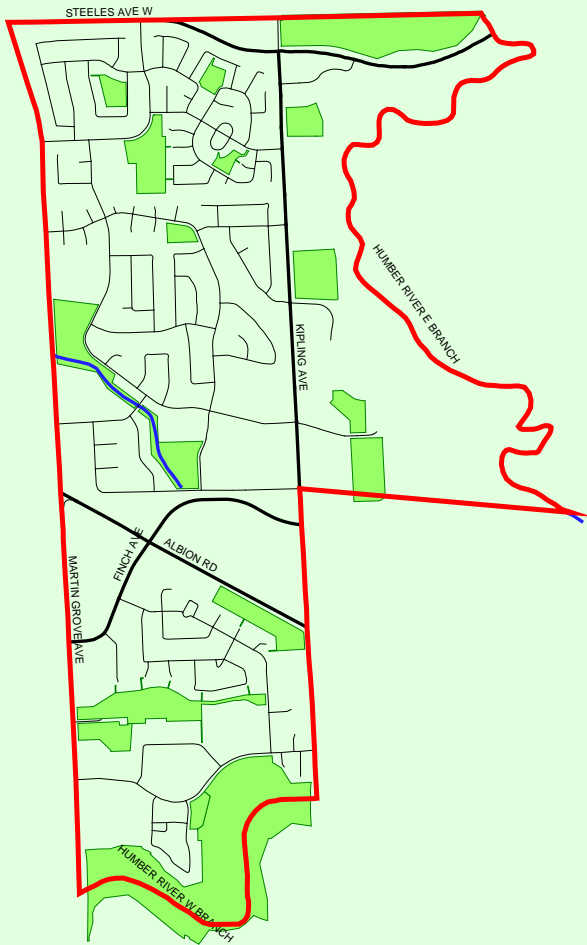


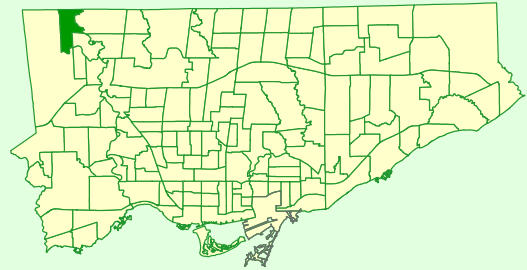
# 2006 Mount Olive-Silverstone-Jamestown (2)

## Social Profile #3 - Neighbourhoods Families & Dwellings

Page 1 of 3



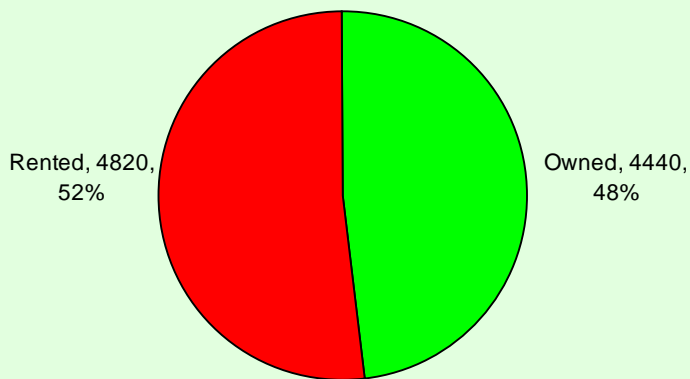
Keymap



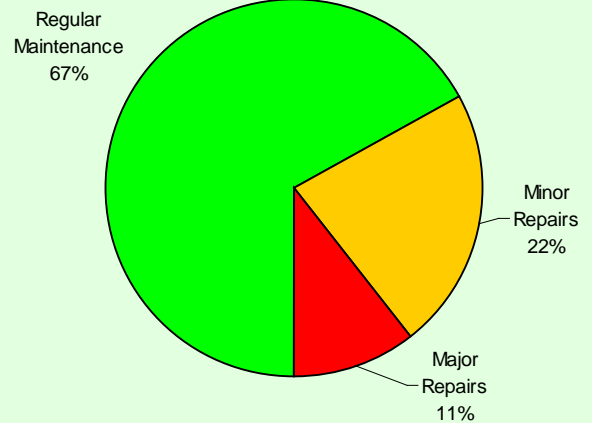
### Comparison to All of Toronto

% Renters	Bit Higher
% Lone Parents	Higher
% Lone Seniors	Lower
% One-Family Dwellings	Bit Higher
% Multi-Family Dwellings	Much Higher
% Dwellings Requiring Major Repairs	Higher

### Rented vs Owned Private Dwellings



### Condition of Dwellings (Needing Repairs)

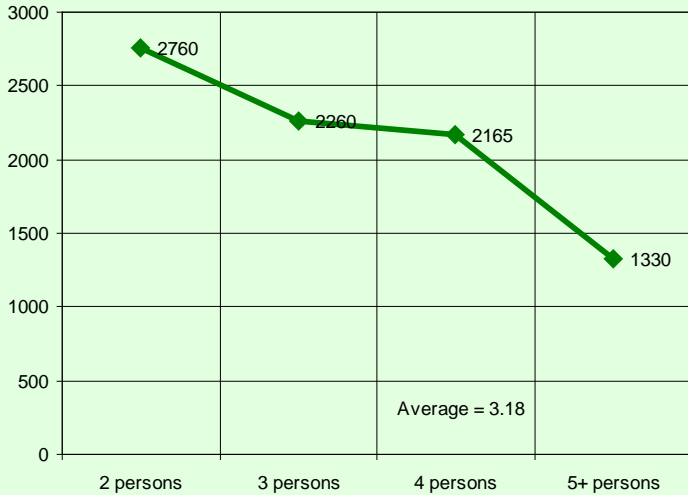


# 2006 Mount Olive-Silverstone-Jamestown (2)

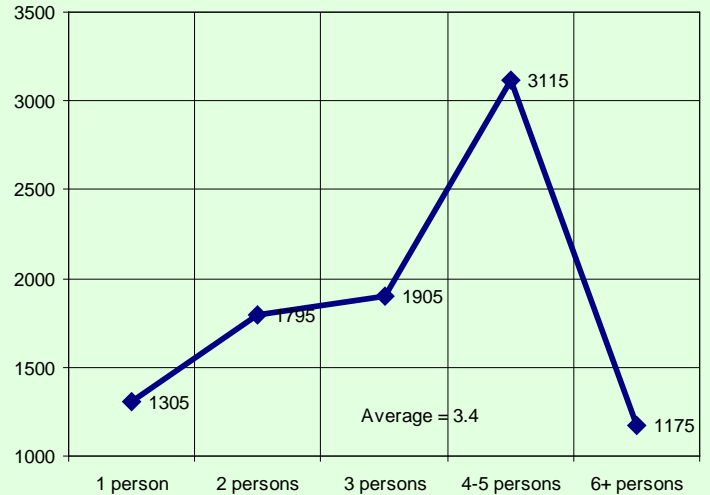
## Social Profile #3 - Neighbourhoods Families & Dwellings

Page 2 of 3

Persons in Census Family

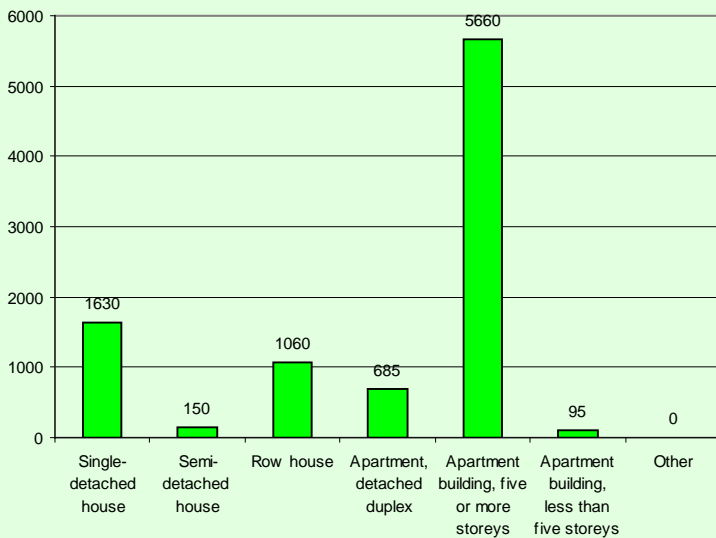


Persons in Private Households

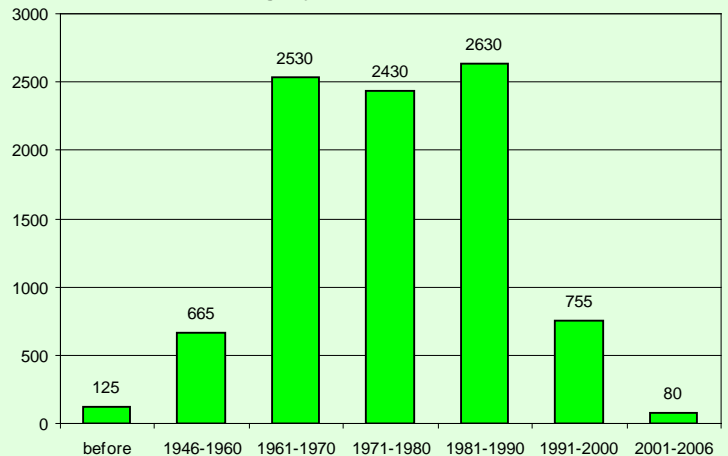


Census family is defined as a married couple and the children, if any, of either or both spouses; a couple living common law and the children, if any, of either or both partners; or, a lone parent of any marital status with at least one child living in the same dwelling and that child or those children. All members of a particular census family live in the same dwelling. A couple may be of opposite or same sex. Children may be children by birth, marriage or adoption regardless of their age or marital status as long as they live in the dwelling and do not have their own spouse or child living in the dwelling. A private household refers to a person or a group of persons (other than foreign residents) who occupy a private dwelling and do not have a usual place of residence elsewhere in Canada.

Private Dwellings by Structure Type



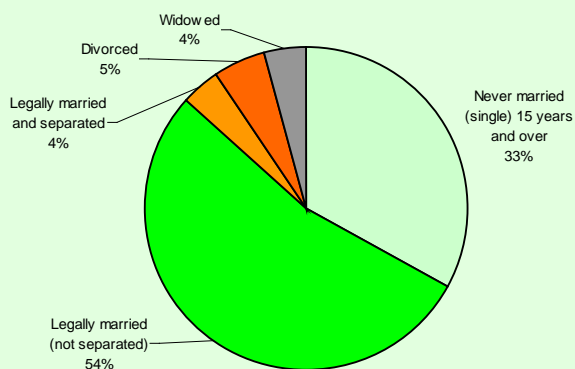
Buildings by Period of Construction



Couple Family Structure		
Category	Number	%
Total couple families by family structure	6,435	100.0
Married couples	6,100	94.8
Without children at home	1,735	27.0
With children at home	4,360	67.8
1 child	1,495	23.2
2 children	1,830	28.4
3 or more children	1,035	16.1
Common-law couples	330	5.1
Without children at home	150	2.3
With children at home	195	3.0
1 child	105	1.6
2 children	50	0.8
3 or more children	25	0.4

Lone-Parent Families		
Category	Number	%
Total lone-parent families by sex of parent	2,095	100.0
Female parent	1,800	85.9
1 child	730	34.8
2 children	570	27.2
3 or more children	500	23.9
Male parent	305	14.6
1 child	155	7.4
2 children	105	5.0
3 or more children	45	2.1

**Legal Marital Status**



**Common-Law Status**

