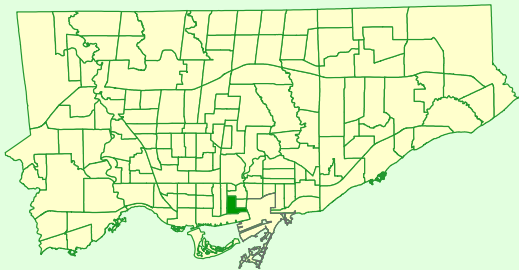


Please note that due to suppression by Statistics Canada the red highlighted area is not included in the profile statistics.

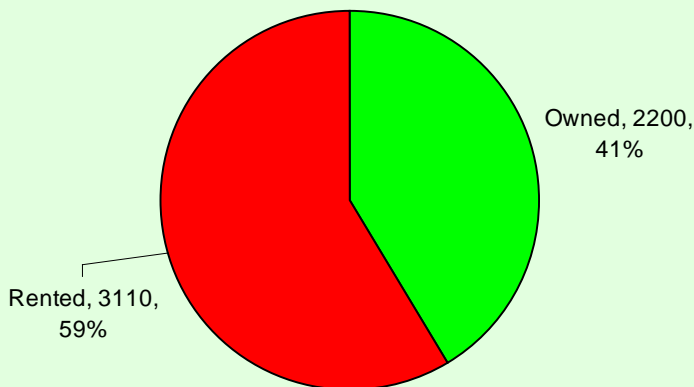
Keymap



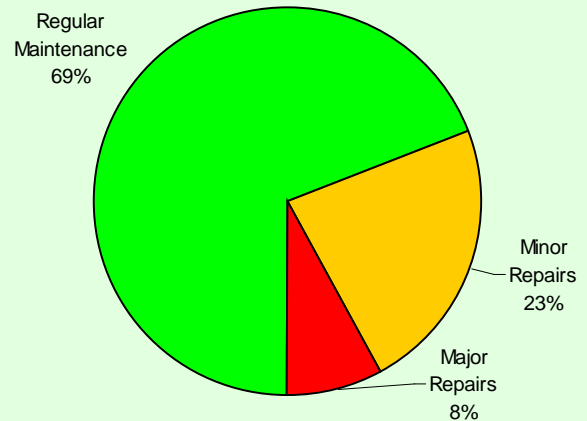
Comparison to All of Toronto

% Renters	Higher
% Lone Parents	Bit Lower
% Lone Seniors	Much Higher
% One-Family Dwellings	Lower
% Multi-Family Dwellings	Much Lower
% Dwellings Requiring Major Repairs	Same

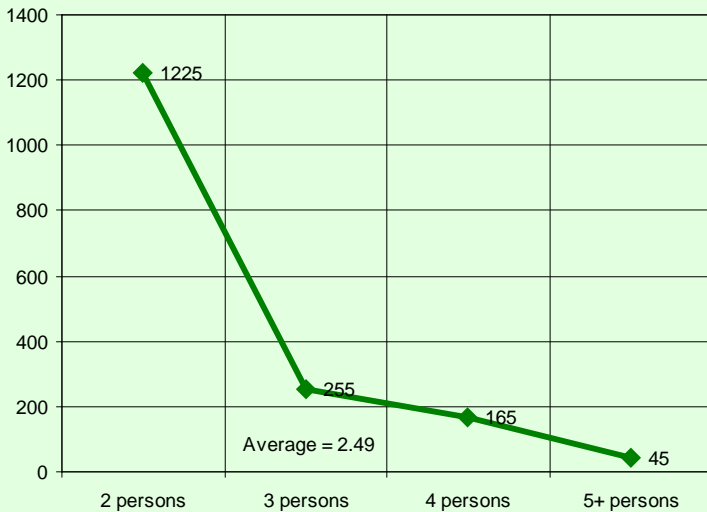
Rented vs Owned Private Dwellings



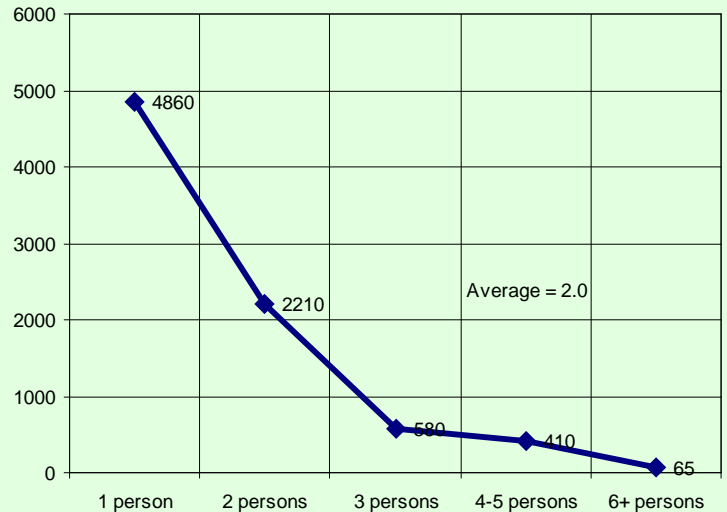
Condition of Dwellings (Needing Repairs)



Persons in Census Family

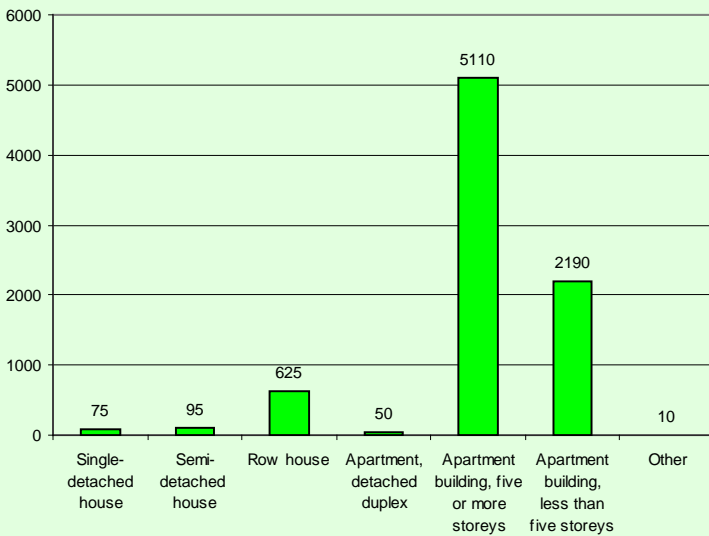


Persons in Private Households

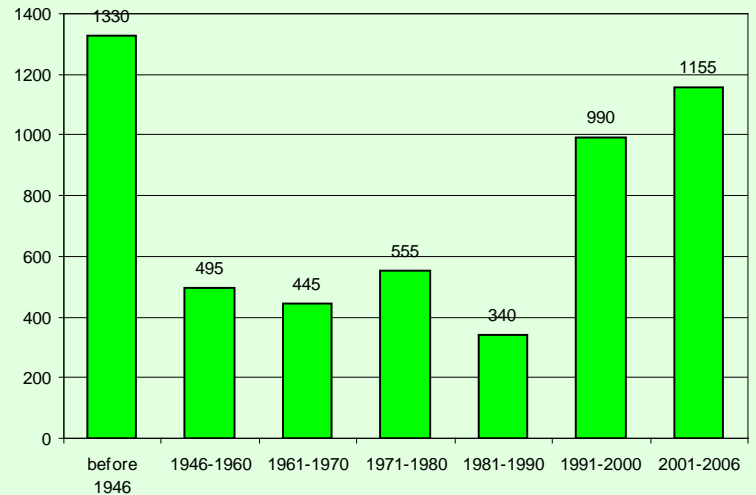


Census family is defined as a married couple and the children, if any, of either or both spouses; a couple living common law and the children, if any, of either or both partners; or, a lone parent of any marital status with at least one child living in the same dwelling and that child or those children. All members of a particular census family live in the same dwelling. A couple may be of opposite or same sex. Children may be children by birth, marriage or adoption regardless of their age or marital status as long as they live in the dwelling and do not have their own spouse or child living in the dwelling. A private household refers to a person or a group of persons (other than foreign residents) who occupy a private dwelling and do not have a usual place of residence elsewhere in Canada.

Private Dwellings by Structure Type



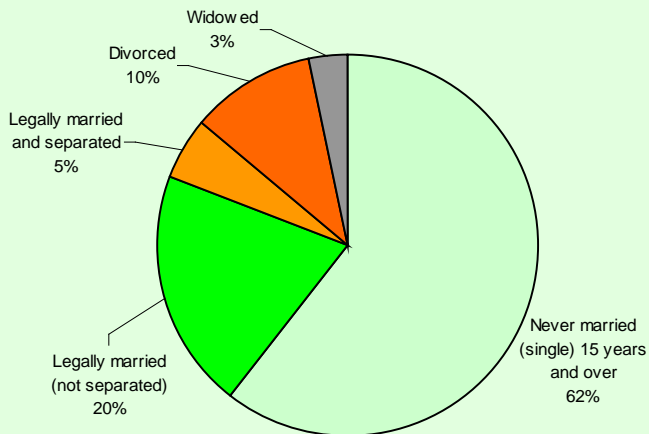
Buildings by Period of Construction



Couple Family Structure		
Category	Number	%
Total couple families by family structure	1,410	100.0
Married couples	830	58.9
Without children at home	560	39.7
With children at home	265	18.8
1 child	175	12.4
2 children	65	4.6
3 or more children	35	2.5
Common-law couples	575	40.8
Without children at home	485	34.4
With children at home	90	6.4
1 child	35	2.5
2 children	55	3.9
3 or more children	0	0.0

Lone-Parent Families		
Category	Number	%
Total lone-parent families by sex of parent	290	100.0
Female parent	280	96.6
1 child	170	58.6
2 children	45	15.5
3 or more children	65	22.4
Male parent	10	3.4
1 child	10	3.4
2 children	0	0.0
3 or more children	0	0.0

Legal Marital Status



Common-Law Status

