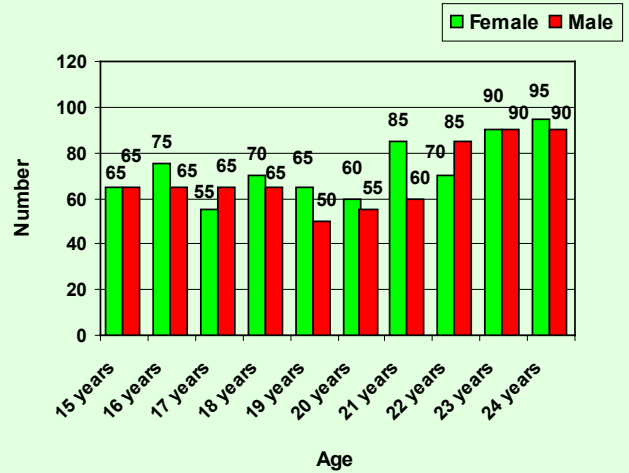
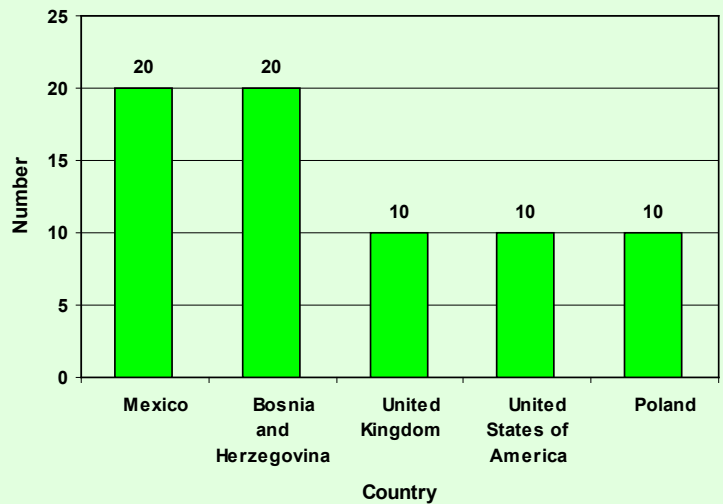




Youth by Age  
Mount Pleasant East, 2006



Immigrant Youth - Top Countries of Birth  
Mount Pleasant East, 2006



### POPULATION BY AGE AND GENDER

Category	15-19		20-24	
	Number	Percent	Number	Percent
Total Youth Population	645	100.0	780	100.0
Males	310	48.1	375	48.1
Females	335	51.9	405	51.9

NEIGHBOURHOOD AREA AT A GLANCE				
	Priority Area		Toronto	
	15-19	20-24	15-19	20-24
Number of Youth	645	780	146,205	172,450
Percent Immigrant Youth	16.3	15.9	37.3	41.5
Percent Visible Minority Youth	15.6	12.8	56.1	54.1
Percent Youth Without a High School Diploma	65.6	2.6	62.6	10.3
Percent of Youth with Post-Secondary Degrees	1.6	45.5	3.2	39.2
Percent of Youth in the Labour Force	46.1	78.0	37.1	72.3
Percent of Youth Unemployed	27.1	17.7	21.3	14.5
Percent of Youth Living Alone	0.0	5.1	0.7	6.4
Percent Low Income Youth	0.0	12.2	30.0	32.1

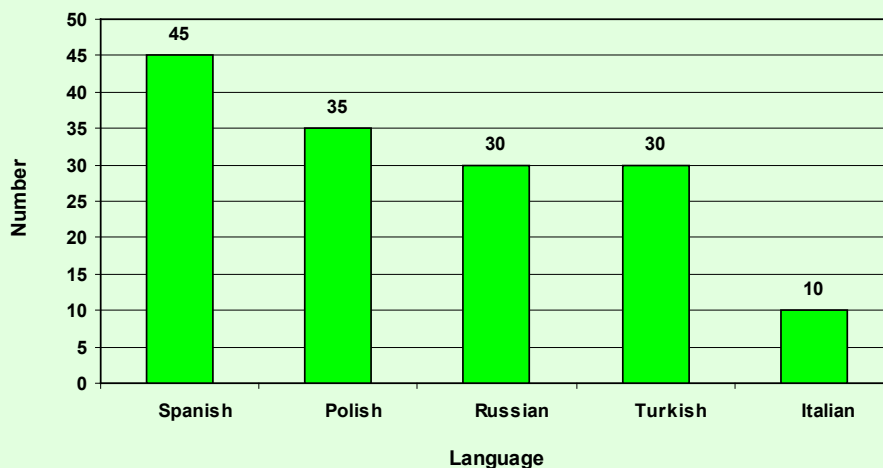
LIVING ARRANGEMENTS				
Category	15-19		20-24	
	Number	Percent	Number	Percent
Persons by Living Arrangement	645	100.0	780	100.0
Non-family persons	20	3.1	170	21.8
With relatives	10	1.6	55	7.1
With non-relatives only	0	0.0	70	9.0
Alone	0	0.0	40	5.1
In Families	615	95.3	615	78.8

CITIZENSHIP AND IMMIGRATION STATUS				
Category	15-19		20-24	
	Number	Percent	Number	Percent
Total population by citizenship	645	100.0	785	100.0
Canadian Citizenship	605	93.8	705	89.8
Citizenship other than Canadian	25	3.9	80	10.2
Born in province of residence	500	77.5	565	72.0
Born outside province of residence	15	2.3	90	11.5
Non-immigrant population	500	77.5	565	72.0
Immigrants population	105	16.3	125	15.9
Non-permanent residents	0	0.0	10	1.3

VISIBLE MINORITY STATUS				
Category	15-19		20-24	
	Number	Percent	Number	Percent
Total population by visible minority groups	640	100.0	780	100.0
Total visible minority population	100	15.6	100	12.8
Chinese	15	2.3	20	2.6
South Asian	20	3.1	20	2.6
Black	15	2.3	25	3.2
Filipino	10	1.6	0	0.0
Latin American	10	1.6	10	1.3
Southeast Asian	0	0.0	0	0.0
Arab	0	0.0	0	0.0
West Asian	0	0.0	0	0.0
Korean	0	0.0	0	0.0
Japanese	0	0.0	10	1.3
Visible minority, n.i.e.	0	0.0	10	1.3
Multiple visible minorities	0	0.0	10	1.3
All others	545	85.2	675	86.5

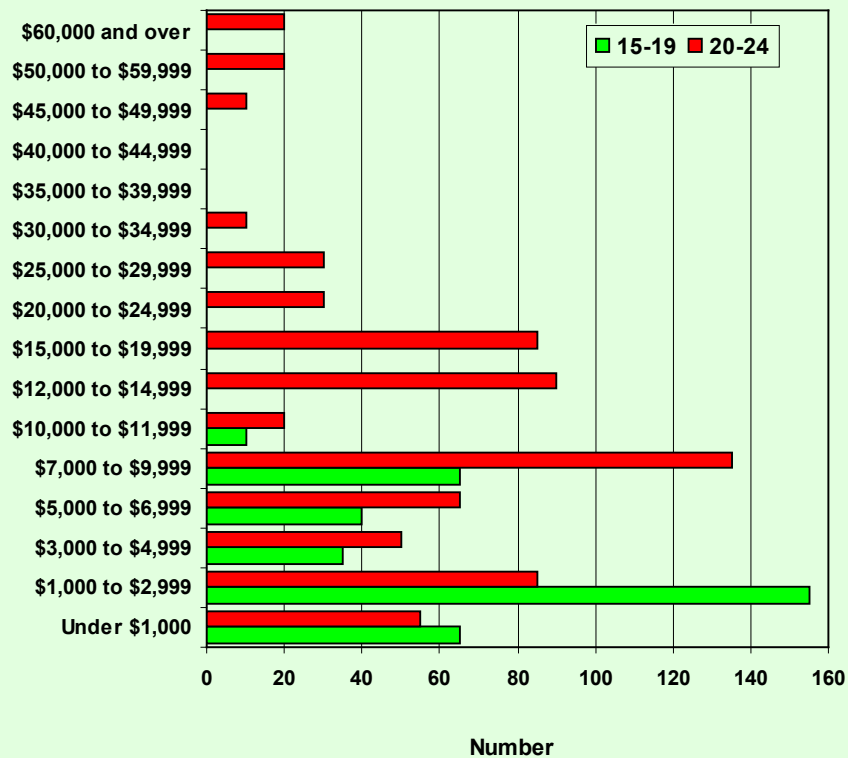
LANGUAGES				
Category	15-19		20-24	
	Number	Percent	Number	Percent
Total population by mother tongue	635	100.0	780	100.0
Single responses	630	99.2	780	100.0
English	535	84.3	655	84.0
French	0	0.0	0	0.0
Non-official languages	95	15.0	120	15.4
Multiple responses	0	0.0	10	1.3

Top Non-Official Mother Tongues  
Mount Pleasant East, 2006



INCOME		
Category	15-19	20-24
Average income \$	\$4,401	\$14,430
Median income \$	\$3,201	\$9,222
Prevalence of Before-Tax Low Income %	0.0	12.2
Prevalence of After-Tax Low Income %	0.0	12.8

Youth by Personal Income  
Mount Pleasant East, 2006



EMPLOYMENT		
Category	15-19	20-24
Population - 15 years and over by labour force activity	640	795
In the labour force - 15 years and over	295	620
Employed - 15 years and over	220	505
Unemployed - 15 years and over	80	110
Not in the labour force - 15 years and over	335	160
Participation rate - 15 years and over	46.1	78.0
Employment rate - 15 years and over	34.4	63.5
Unemployment rate - 15 years and over	27.1	17.7

EDUCATION				
Category	15-19		20-24	
	Number	Percent	Number	Percent
Total population 15 to 24 years by highest certificate, diploma or degree	640	100.0	790	100.0
No certificate, diploma or degree	420	65.6	20	2.5
Certificate, diploma or degree	210	32.8	740	93.7
High school certificate or equivalent	215	33.6	380	48.1
Apprenticeship or trades certificate or diploma	0	0.0	10	1.3
College, CEGEP or other non-university certificate or diploma	0	0.0	95	12.0
University certificate, diploma or degree	10	1.6	260	32.9
University certificate or diploma below bachelor level	0	0.0	25	3.2
University certificate or degree	0	0.0	240	30.4
Bachelor's degree	0	0.0	205	25.9
University certificate or diploma above bachelor level	0	0.0	35	4.4
Degree in medicine, dentistry, veterinary medicine or optometry	0	0.0	0	0.0
Master's degree	0	0.0	0	0.0
Earned doctorate	0	0.0	0	0.0

Youth by Occupation  
Mount Pleasant East, 2006

