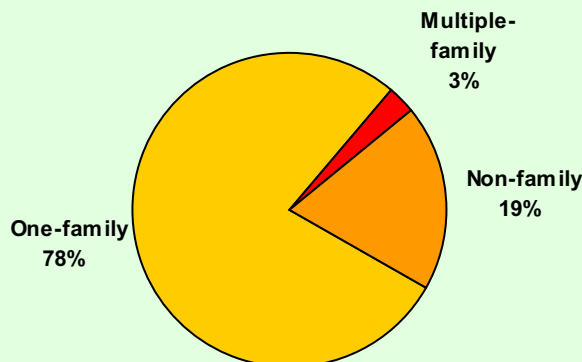


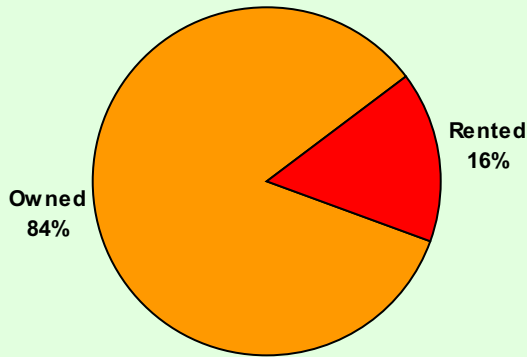
Neighbourhood Change at a Glance: 1996-2001	Num Chg	% Chg
Households	-15	-0.2
Tenant Households	-155	-13.0
Non-Family Households	-5	-0.4
Median Household income	+\$10,929	+19.4
Households with \$30,000 or less	-320	-22.8
Households with \$100,000 or more	+650	+70.7
Families	+20	+0.4
Families with low income	-265	-37.1
Persons	-65	-0.3
Persons with low income	-1,045	-36.1

Households by Type, 2001
Eringate-Centennial-West Deane



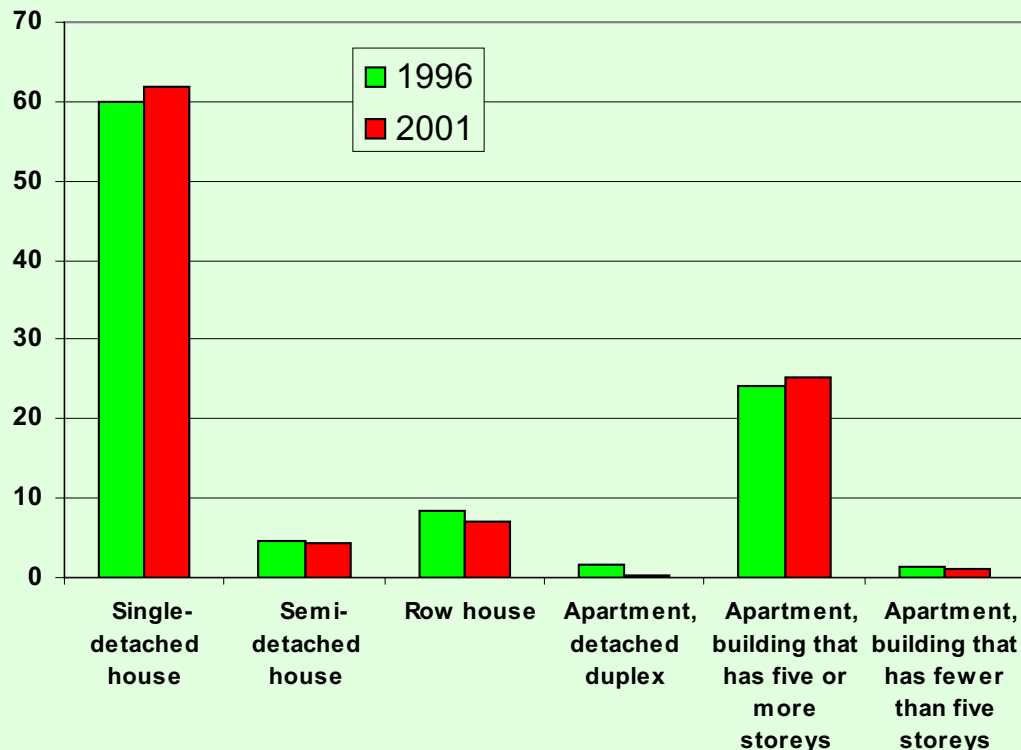
HOUSING Indicator	1996		2001	
	Number	%	Number	%
Private households by type	6,555	100.0	6,540	100.0
One-family	5,130	78.3	5,105	78.1
Multiple-family	165	2.5	185	2.8
Non-family	1,260	19.2	1,255	19.2

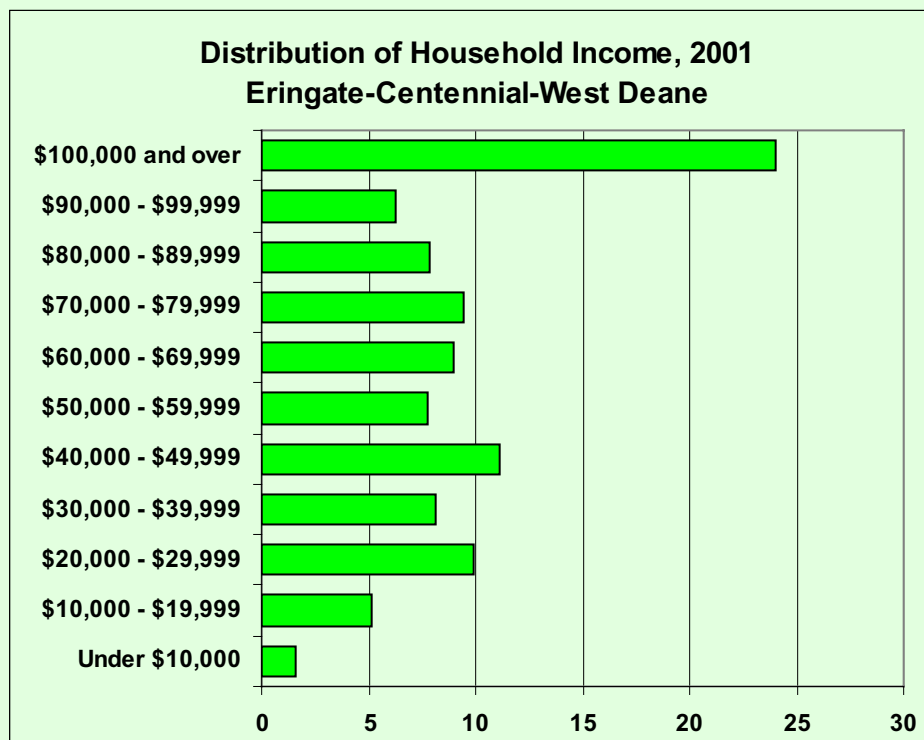
Households by Tenure, 2001
Eringate-Centennial-West Deane



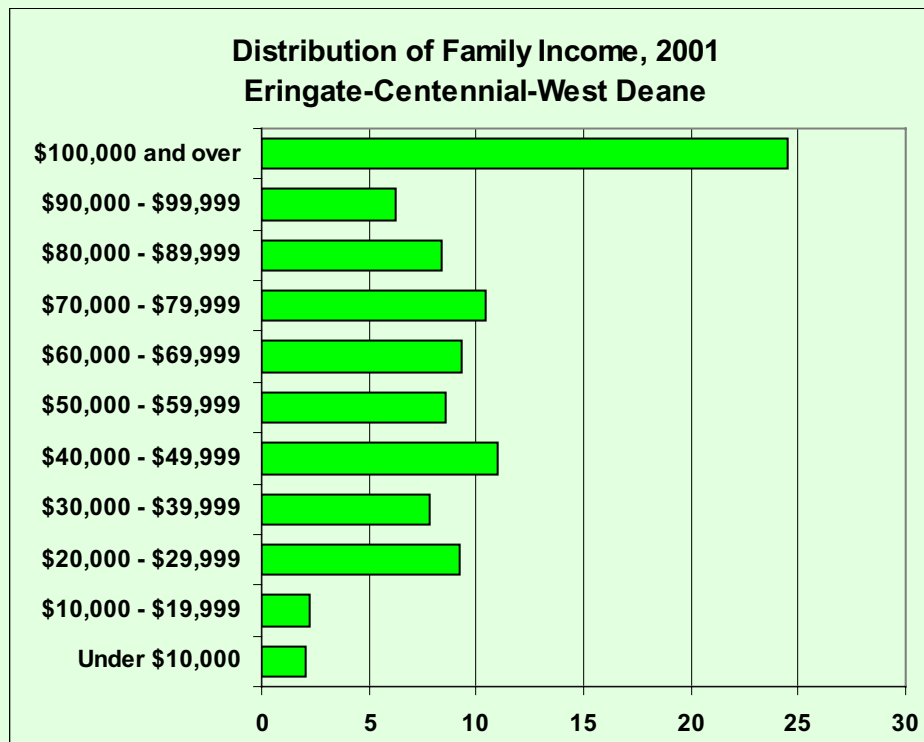
HOUSING Indicator	1996		2001	
	Number	%	Number	%
Occupied private dwellings (20% sample data)	6,555	100.0	6,540	100.0
Owned	5,355	81.7	5,500	84.1
Rented	1,195	18.2	1,040	15.9
Occupied private dwellings by structure type	6,555	100.0	6,545	100.1
Single-detached house	3,925	59.9	4,040	61.8
Semi-detached house	295	4.5	290	4.4
Row house	545	8.3	470	7.2
Apartment, detached duplex	110	1.7	10	0.2
Apartment, building that has five or more storeys	1,575	24.0	1,655	25.3
Apartment, building that has fewer than five storeys	85	1.3	70	1.1
Other single-attached house	10	0.2	0	0.0
Movable dwelling	0	0.0	0	0.0

Dwelling Units by Housing Type, 2001
Eringate-Centennial-West Deane





Household: Refers to a person or a group of persons (other than foreign residents), who occupy the same dwelling and do not have a usual place of residence elsewhere in Canada. It may consist of a family group (census family) with or without other non-family persons, of two or more families sharing a dwelling, of a group of unrelated persons, or of one person living alone. Household members who are temporarily absent on Census Day (e.g. temporary residents elsewhere) are considered as part of their usual household. For census purposes, every person is a member of one and only one household.



Census Family: Refers to a married couple (with or without children of either or both spouses), a couple living common-law (with or without children of either or both partners) or a lone parent of any marital status, with at least one child living in the same dwelling. A couple living common-law may be of opposite or same sex. 'Children' in a census family include grandchildren living with their grandparent(s) but with no parents present.

HOUSEHOLD INCOME Indicator	1996		2001	
	Number	%	Number	%
Private households by income	6,555	100.0	6,540	100.0
Under \$10,000	300	4.6	105	1.6
\$10,000 - \$19,999	485	7.4	335	5.1
\$20,000 - \$29,999	620	9.5	645	9.9
\$30,000 - \$39,999	705	10.8	530	8.1
\$40,000 - \$49,999	720	11.0	725	11.1
\$50,000 - \$59,999	685	10.5	510	7.8
\$60,000 - \$69,999	735	11.2	585	8.9
\$70,000 - \$79,999	625	9.5	615	9.4
\$80,000 - \$89,999	400	6.1	515	7.9
\$90,000 - \$99,999	315	4.8	410	6.3
\$100,000 and over	920	14.0	1,570	24.0
Average household income - \$	61,768		75,301	
Median household income - \$	56,397		67,325	

FAMILY INCOME Indicator	1996		2001	
	Number	%	Number	%
Census families by income	5,460	100.0	5,480	100.0
Under \$10,000	235	4.3	110	2.0
\$10,000 - \$19,999	305	5.6	125	2.3
\$20,000 - \$29,999	485	8.9	505	9.2
\$30,000 - \$39,999	590	10.8	430	7.8
\$40,000 - \$49,999	630	11.5	600	10.9
\$50,000 - \$59,999	625	11.4	470	8.6
\$60,000 - \$69,999	610	11.2	510	9.3
\$70,000 - \$79,999	580	10.6	570	10.4
\$80,000 - \$89,999	310	5.7	460	8.4
\$90,000 - \$99,999	270	4.9	340	6.2
\$100,000 and over	810	14.8	1,345	24.5
Average family income - \$	63,564		77,158	
Median family income - \$	57,720		68,239	

Household: Refers to a person or a group of persons (other than foreign residents), who occupy the same dwelling and do not have a usual place of residence elsewhere in Canada. It may consist of a family group (census family) with or without other non-family persons, of two or more families sharing a dwelling, of a group of unrelated persons, or of one person living alone. Household members who are temporarily absent on Census Day (e.g. temporary residents elsewhere) are considered as part of their usual household. For census purposes, every person is a member of one and only one household.

Census Family: Refers to a married couple (with or without children of either or both spouses), a couple living common-law (with or without children of either or both partners) or a lone parent of any marital status, with at least one child living in the same dwelling. A couple living common-law may be of opposite or same sex. 'Children' in a census family include grandchildren living with their grandparent(s) but with no parents present.

POVERTY	1996	2001	% Chg
Economic families by low income status	5,405	5,350	-1.0
Low income	715	450	-37.1
Other	4,680	4,895	4.6
Families %	13	8	-36.4
Unattached individuals by low income status	1,520	1,430	-5.9
Low income	470	335	-28.7
Other	1,050	1,105	5.2
Unattached individuals %	31	23	-24.2
Persons in private households by low income status	18,665	18,600	-0.3
Low income	2,895	1,850	-36.1
Other	15,760	16,740	6.2
All Persons %	16	10	-35.9

Incidence of Low Income, 2001
Eringate-Centennial-West Deane

