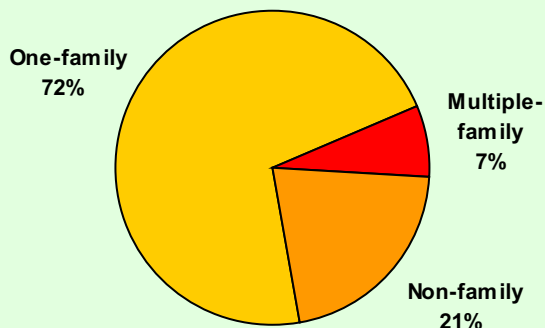


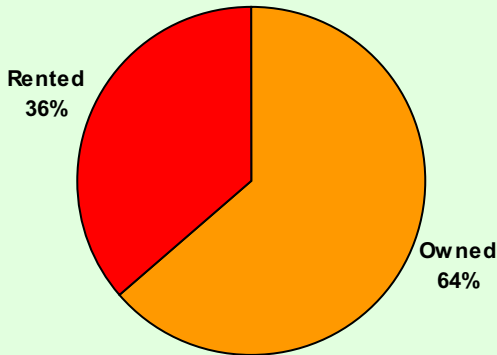
Neighbourhood Change at a Glance: 1996-2001	Num Chg	% Chg
Households	+385	+2.7
Tenant Households	-375	-6.5
Non-Family Households	-35	-1.1
Median Household income	+\$6,136	+14.2
Households with \$30,000 or less	-610	-12.2
Households with \$100,000 or more	+815	+59.5
Families	+710	+5.9
Families with low income	-140	-4.7
Persons	+1,230	+2.8
Persons with low income	-890	-6.9

Households by Type, 2001  
L'Amoreaux



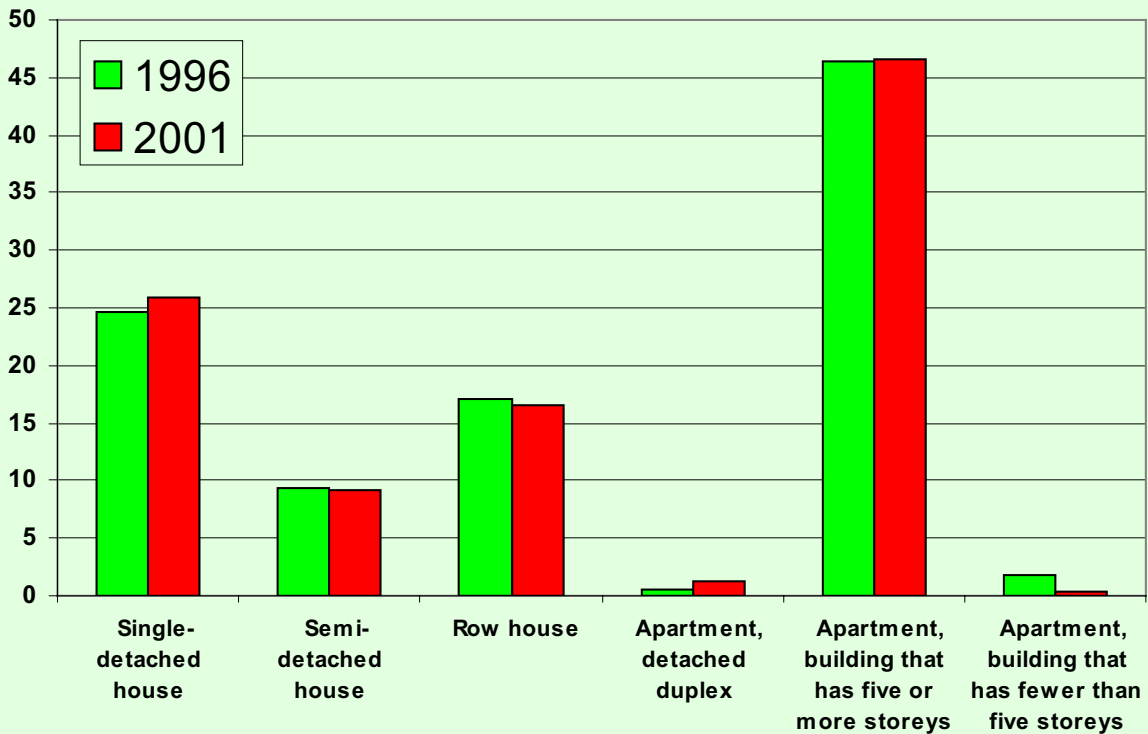
HOUSING Indicator	1996		2001	
	Number	%	Number	%
Private households by type	14,310	100.0	14,695	100.0
One-family	10,310	72.0	10,475	71.3
Multiple-family	845	5.9	1,095	7.5
Non-family	3,150	22.0	3,115	21.2

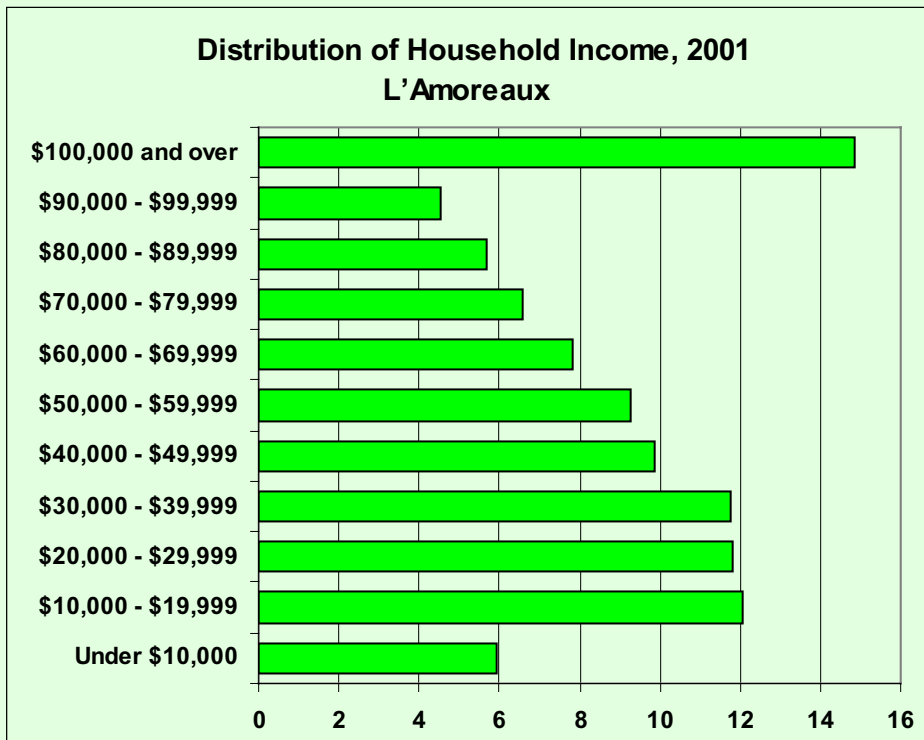
Households by Tenure, 2001  
L'Amoreaux



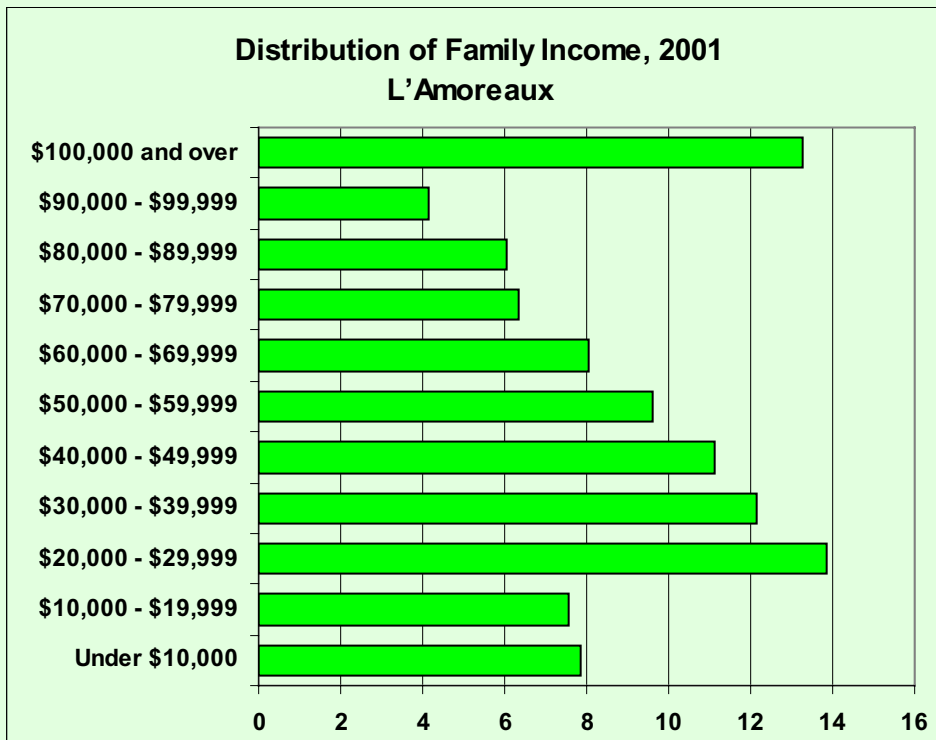
HOUSING Indicator	1996		2001	
	Number	%	Number	%
Occupied private dwellings (20% sample data)	14,315	100.0	14,690	100.0
Owned	8,560	59.8	9,350	63.6
Rented	5,730	40.0	5,355	36.5
Occupied private dwellings by structure type	14,305	99.9	14,685	100.0
Single-detached house	3,515	24.6	3,810	25.9
Semi-detached house	1,340	9.4	1,355	9.2
Row house	2,450	17.1	2,435	16.6
Apartment, detached duplex	85	0.6	190	1.3
Apartment, building that has five or more storeys	6,635	46.3	6,850	46.6
Apartment, building that has fewer than five storeys	255	1.8	50	0.3
Other single-attached house	10	0.1	0	0.0
Movable dwelling	0	0.0	0	0.0

Dwelling Units by Housing Type, 2001  
L'Amoreaux





Household: Refers to a person or a group of persons (other than foreign residents), who occupy the same dwelling and do not have a usual place of residence elsewhere in Canada. It may consist of a family group (census family) with or without other non-family persons, of two or more families sharing a dwelling, of a group of unrelated persons, or of one person living alone. Household members who are temporarily absent on Census Day (e.g. temporary residents elsewhere) are considered as part of their usual household. For census purposes, every person is a member of one and only one household.



Census Family: Refers to a married couple (with or without children of either or both spouses), a couple living common-law (with or without children of either or both partners) or a lone parent of any marital status, with at least one child living in the same dwelling. A couple living common-law may be of opposite or same sex. 'Children' in a census family include grandchildren living with their grandparent(s) but with no parents present.

HOUSEHOLD INCOME Indicator	1996		2001	
	Number	%	Number	%
Private households by income	14,305	100.0	14,705	100.0
Under \$10,000	1,205	8.4	870	5.9
\$10,000 - \$19,999	2,005	14.0	1,770	12.0
\$20,000 - \$29,999	1,775	12.4	1,735	11.8
\$30,000 - \$39,999	1,675	11.7	1,730	11.8
\$40,000 - \$49,999	1,445	10.1	1,450	9.9
\$50,000 - \$59,999	1,535	10.7	1,365	9.3
\$60,000 - \$69,999	1,160	8.1	1,150	7.8
\$70,000 - \$79,999	880	6.1	965	6.6
\$80,000 - \$89,999	690	4.8	835	5.7
\$90,000 - \$99,999	545	3.8	665	4.5
\$100,000 and over	1,370	9.6	2,185	14.9
Average household income - \$	51,033		59,990	
Median household income - \$	43,242		49,379	

FAMILY INCOME Indicator	1996		2001	
	Number	%	Number	%
Census families by income	12,045	100.0	12,755	100.0
Under \$10,000	1,195	9.9	1,000	7.8
\$10,000 - \$19,999	1,415	11.7	965	7.6
\$20,000 - \$29,999	1,550	12.9	1,765	13.8
\$30,000 - \$39,999	1,465	12.2	1,550	12.2
\$40,000 - \$49,999	1,295	10.8	1,420	11.1
\$50,000 - \$59,999	1,255	10.4	1,225	9.6
\$60,000 - \$69,999	990	8.2	1,025	8.0
\$70,000 - \$79,999	745	6.2	810	6.4
\$80,000 - \$89,999	570	4.7	770	6.0
\$90,000 - \$99,999	435	3.6	530	4.2
\$100,000 and over	1,110	9.2	1,690	13.2
Average family income - \$	50,038		57,706	
Median family income - \$	42,716		47,417	

Household: Refers to a person or a group of persons (other than foreign residents), who occupy the same dwelling and do not have a usual place of residence elsewhere in Canada. It may consist of a family group (census family) with or without other non-family persons, of two or more families sharing a dwelling, of a group of unrelated persons, or of one person living alone. Household members who are temporarily absent on Census Day (e.g. temporary residents elsewhere) are considered as part of their usual household. For census purposes, every person is a member of one and only one household.

Census Family: Refers to a married couple (with or without children of either or both spouses), a couple living common-law (with or without children of either or both partners) or a lone parent of any marital status, with at least one child living in the same dwelling. A couple living common-law may be of opposite or same sex. 'Children' in a census family include grandchildren living with their grandparent(s) but with no parents present.

POVERTY	1996	2001	% Chg
Economic families by low income status	11,510	11,915	3.5
Low income	2,960	2,820	-4.7
Other	8,555	9,090	6.3
Families %	26	24	-8.0
Unattached individuals by low income status	3,825	4,140	8.2
Low income	1,880	2,060	9.6
Other	1,955	2,085	6.6
Unattached individuals %	49	50	1.2
Persons in private households by low income status	44,235	45,465	2.8
Low income	12,975	12,085	-6.9
Other	31,265	33,375	6.7
All Persons %	29	27	-9.4

Incidence of Low Income, 2001  
L'Amoreaux

