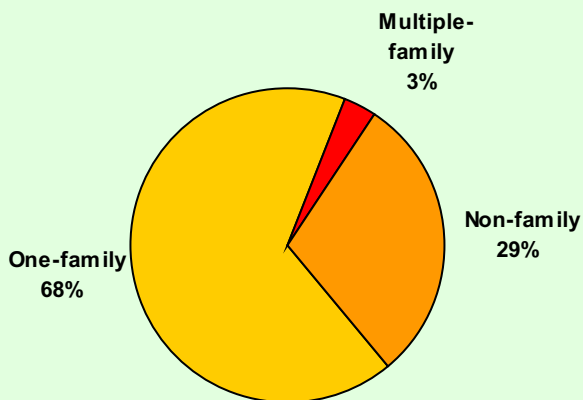


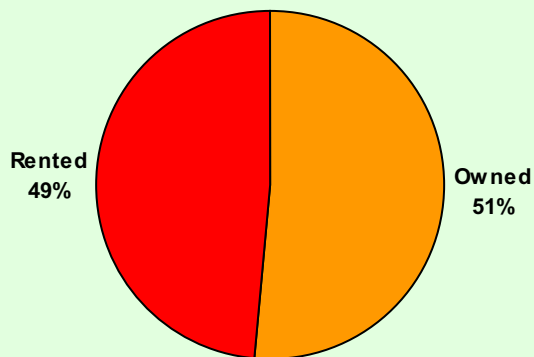
Neighbourhood Change at a Glance: 1996-2001	Num Chg	% Chg
Households	+30	+0.7
Tenant Households	+40	+2.0
Non-Family Households	-25	-2.0
Median Household income	+\$4,800	+11.4
Households with \$30,000 or less	-260	-19.5
Households with \$100,000 or more	+160	+59.3
Families	+135	+4.6
Families with low income	-120	-18.0
Persons	+165	+1.6
Persons with low income	-480	-17.8

Households by Type, 2001
Etobicoke West Mall



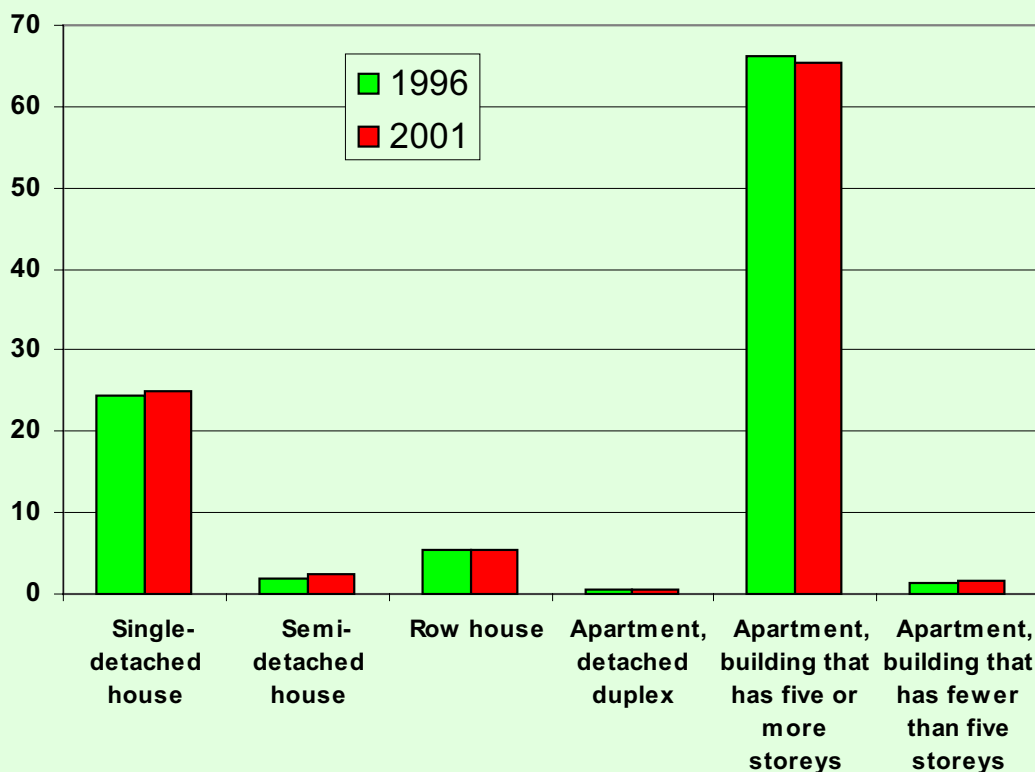
HOUSING Indicator	1996		2001	
	Number	%	Number	%
Private households by type	4,085	100.0	4,115	100.0
One-family	2,785	68.3	2,770	67.4
Multiple-family	60	1.5	135	3.3
Non-family	1,235	30.3	1,210	29.4

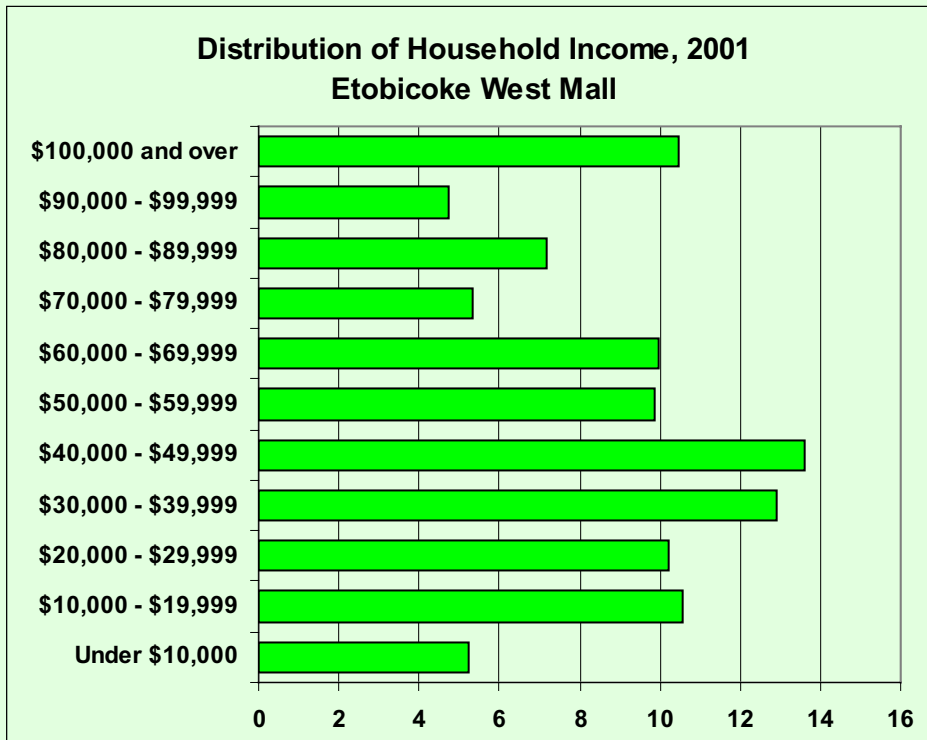
Households by Tenure, 2001
Etobicoke West Mall



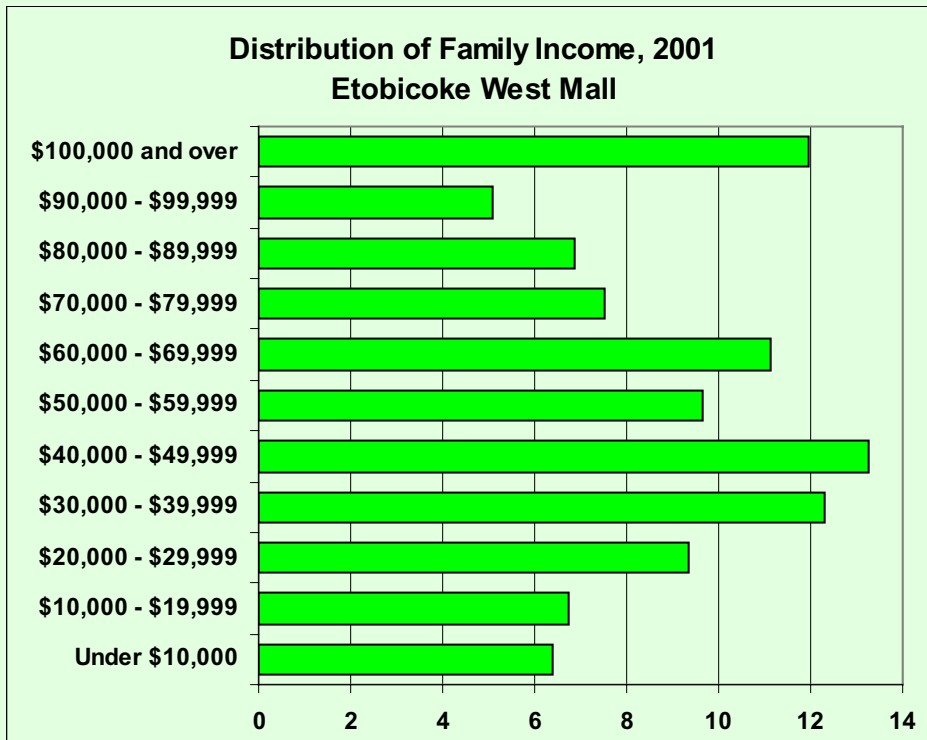
HOUSING Indicator	1996		2001	
	Number	%	Number	%
Occupied private dwellings (20% sample data)	4,080	100.0	4,110	100.0
Owned	2,120	52.0	2,105	51.2
Rented	1,960	48.0	2,000	48.7
Occupied private dwellings by structure type	4,085	100.0	4,115	100.0
Single-detached house	995	24.4	1,025	24.9
Semi-detached house	80	2.0	105	2.6
Row house	225	5.5	220	5.4
Apartment, detached duplex	25	0.6	20	0.5
Apartment, building that has five or more storeys	2,705	66.3	2,685	65.3
Apartment, building that has fewer than five storeys	55	1.3	65	1.6
Other single-attached house	0	0.0	0	0.0
Movable dwelling	0	0.0	0	0.0

Dwelling Units by Housing Type, 2001
Etobicoke West Mall





Household: Refers to a person or a group of persons (other than foreign residents), who occupy the same dwelling and do not have a usual place of residence elsewhere in Canada. It may consist of a family group (census family) with or without other non-family persons, of two or more families sharing a dwelling, of a group of unrelated persons, or of one person living alone. Household members who are temporarily absent on Census Day (e.g. temporary residents elsewhere) are considered as part of their usual household. For census purposes, every person is a member of one and only one household.



Census Family: Refers to a married couple (with or without children of either or both spouses), a couple living common-law (with or without children of either or both partners) or a lone parent of any marital status, with at least one child living in the same dwelling. A couple living common-law may be of opposite or same sex. 'Children' in a census family include grandchildren living with their grandparent(s) but with no parents present.

HOUSEHOLD INCOME Indicator	1996		2001	
	Number	%	Number	%
Private households by income	4,090	100.0	4,110	100.0
Under \$10,000	270	6.6	215	5.2
\$10,000 - \$19,999	570	14.0	435	10.6
\$20,000 - \$29,999	490	12.0	420	10.2
\$30,000 - \$39,999	520	12.7	530	12.9
\$40,000 - \$49,999	500	12.3	560	13.6
\$50,000 - \$59,999	455	11.2	405	9.9
\$60,000 - \$69,999	365	8.9	410	10.0
\$70,000 - \$79,999	260	6.4	220	5.4
\$80,000 - \$89,999	155	3.8	295	7.2
\$90,000 - \$99,999	220	5.4	195	4.7
\$100,000 and over	270	6.6	430	10.5
Average household income - \$	47,808		54,834	
Median household income - \$	42,180		46,980	

FAMILY INCOME Indicator	1996		2001	
	Number	%	Number	%
Census families by income	2,915	100.0	3,050	100.0
Under \$10,000	220	7.5	195	6.4
\$10,000 - \$19,999	295	10.1	205	6.7
\$20,000 - \$29,999	285	9.8	285	9.3
\$30,000 - \$39,999	350	12.0	375	12.3
\$40,000 - \$49,999	370	12.7	405	13.3
\$50,000 - \$59,999	335	11.5	295	9.7
\$60,000 - \$69,999	330	11.3	340	11.1
\$70,000 - \$79,999	230	7.9	230	7.5
\$80,000 - \$89,999	140	4.8	210	6.9
\$90,000 - \$99,999	145	5.0	155	5.1
\$100,000 and over	205	7.0	365	12.0
Average family income - \$	50,953		57,746	
Median family income - \$	45,236		51,125	

Household: Refers to a person or a group of persons (other than foreign residents), who occupy the same dwelling and do not have a usual place of residence elsewhere in Canada. It may consist of a family group (census family) with or without other non-family persons, of two or more families sharing a dwelling, of a group of unrelated persons, or of one person living alone. Household members who are temporarily absent on Census Day (e.g. temporary residents elsewhere) are considered as part of their usual household. For census purposes, every person is a member of one and only one household.

Census Family: Refers to a married couple (with or without children of either or both spouses), a couple living common-law (with or without children of either or both partners) or a lone parent of any marital status, with at least one child living in the same dwelling. A couple living common-law may be of opposite or same sex. 'Children' in a census family include grandchildren living with their grandparent(s) but with no parents present.

POVERTY	1996	2001	% Chg
Economic families by low income status	2,970	2,975	0.2
Low income	665	545	-18.0
Other	2,310	2,425	5.0
Families %	22	18	-18.2
Unattached individuals by low income status	1,355	1,365	0.7
Low income	485	440	-9.3
Other	870	925	6.3
Unattached individuals %	36	32	-9.9
Persons in private households by low income status	10,575	10,740	1.6
Low income	2,695	2,215	-17.8
Other	7,890	8,525	8.0
All Persons %	25	21	-19.1

Incidence of Low Income, 2001
Etobicoke West Mall

