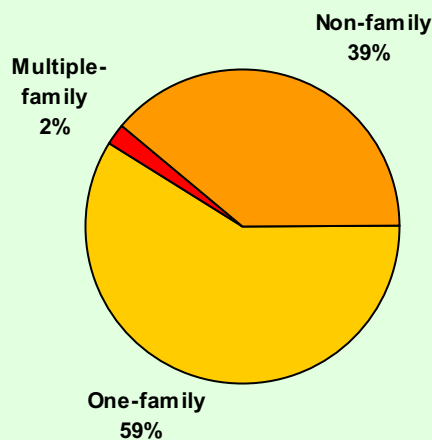


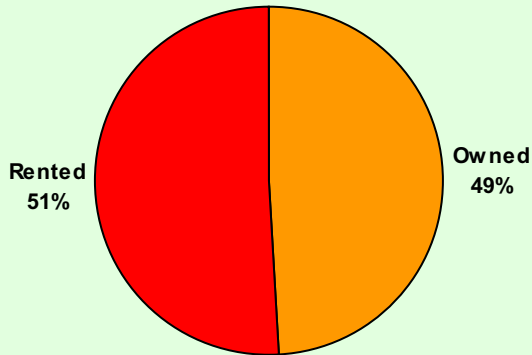
Neighbourhood Change at a Glance: 1996-2001	Num Chg	% Chg
Households	+165	+3.8
Tenant Households	-160	-6.5
Non-Family Households	+120	+7.3
Median Household income	+\$10,422	+28.0
Households with \$30,000 or less	-520	-29.7
Households with \$100,000 or more	+255	+79.7
Families	+90	+3.2
Families with low income	-235	-35.3
Persons	+310	+3.1
Persons with low income	-845	-30.7

Households by Type, 2001
Long Branch



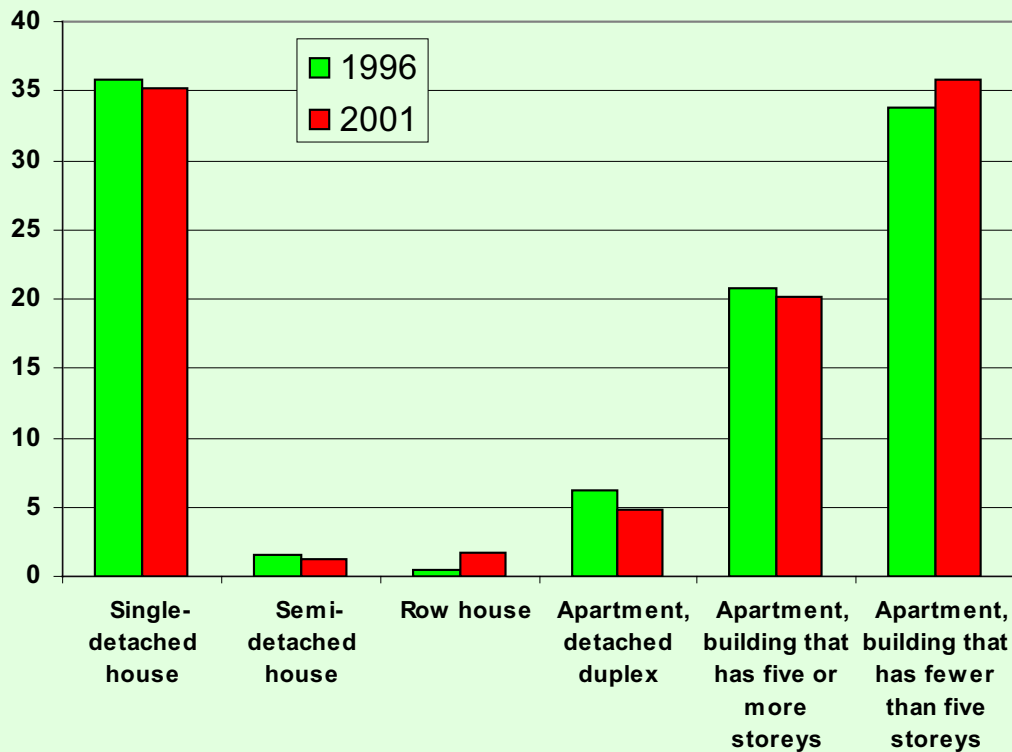
HOUSING Indicator	1996		2001	
	Number	%	Number	%
Private households by type	4,395	100.0	4,560	100.0
One-family	2,675	60.9	2,685	58.9
Multiple-family	65	1.5	90	2.0
Non-family	1,655	37.7	1,775	39.0

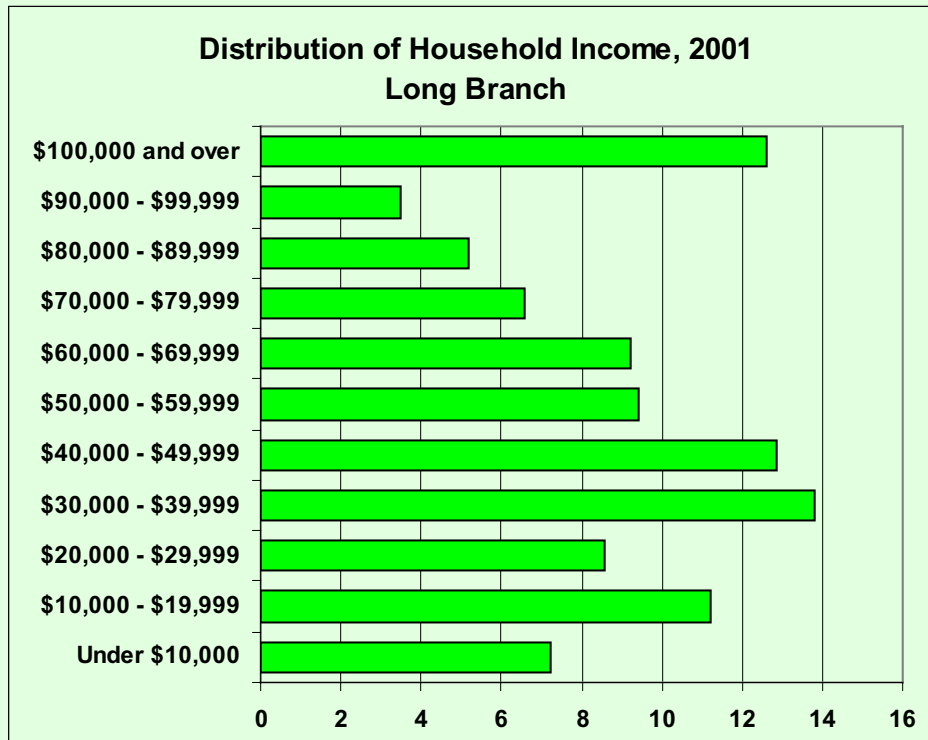
Households by Tenure, 2001
Long Branch



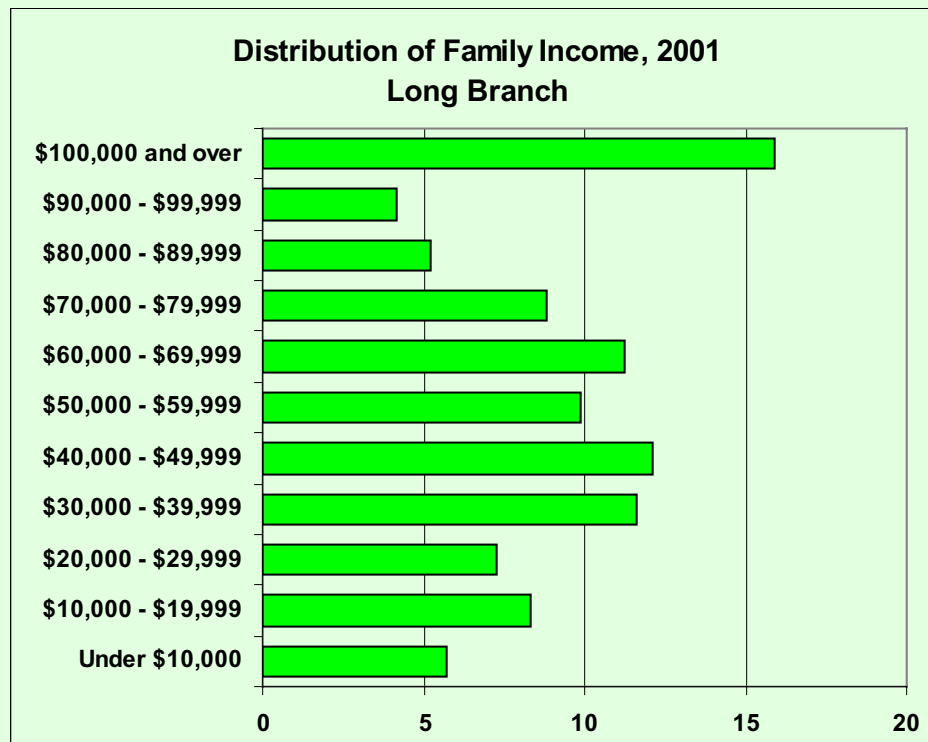
HOUSING Indicator	1996		2001	
	Number	%	Number	%
Occupied private dwellings (20% sample data)	4,390	100.0	4,555	100.0
Owned	1,920	43.7	2,235	49.1
Rented	2,480	56.5	2,320	50.9
Occupied private dwellings by structure type	4,395	100.0	4,560	100.0
Single-detached house	1,575	35.9	1,605	35.2
Semi-detached house	65	1.5	60	1.3
Row house	20	0.5	80	1.8
Apartment, detached duplex	275	6.3	220	4.8
Apartment, building that has five or more storeys	910	20.7	920	20.2
Apartment, building that has fewer than five storeys	1,485	33.8	1,630	35.8
Other single-attached house	65	1.5	35	0.8
Movable dwelling	0	0.0	0	0.0

Dwelling Units by Housing Type, 2001
Long Branch





Household: Refers to a person or a group of persons (other than foreign residents), who occupy the same dwelling and do not have a usual place of residence elsewhere in Canada. It may consist of a family group (census family) with or without other non-family persons, of two or more families sharing a dwelling, of a group of unrelated persons, or of one person living alone. Household members who are temporarily absent on Census Day (e.g. temporary residents elsewhere) are considered as part of their usual household. For census purposes, every person is a member of one and only one household.



Census Family: Refers to a married couple (with or without children of either or both spouses), a couple living common-law (with or without children of either or both partners) or a lone parent of any marital status, with at least one child living in the same dwelling. A couple living common-law may be of opposite or same sex. 'Children' in a census family include grandchildren living with their grandparent(s) but with no parents present.

HOUSEHOLD INCOME Indicator	1996		2001	
	Number	%	Number	%
Private households by income	4,390	100.0	4,560	100.0
Under \$10,000	440	10.0	330	7.2
\$10,000 - \$19,999	695	15.8	510	11.2
\$20,000 - \$29,999	615	14.0	390	8.6
\$30,000 - \$39,999	615	14.0	630	13.8
\$40,000 - \$49,999	475	10.8	585	12.8
\$50,000 - \$59,999	410	9.3	430	9.4
\$60,000 - \$69,999	285	6.5	420	9.2
\$70,000 - \$79,999	230	5.2	300	6.6
\$80,000 - \$89,999	150	3.4	235	5.2
\$90,000 - \$99,999	145	3.3	160	3.5
\$100,000 and over	320	7.3	575	12.6
Average household income - \$	44,827		56,611	
Median household income - \$	37,170		47,591	

FAMILY INCOME Indicator	1996		2001	
	Number	%	Number	%
Census families by income	2,800	100.0	2,890	100.0
Under \$10,000	200	7.1	165	5.7
\$10,000 - \$19,999	400	14.3	240	8.3
\$20,000 - \$29,999	375	13.4	210	7.3
\$30,000 - \$39,999	345	12.3	335	11.6
\$40,000 - \$49,999	275	9.8	350	12.1
\$50,000 - \$59,999	295	10.5	285	9.9
\$60,000 - \$69,999	205	7.3	325	11.2
\$70,000 - \$79,999	245	8.8	255	8.8
\$80,000 - \$89,999	100	3.6	150	5.2
\$90,000 - \$99,999	95	3.4	120	4.2
\$100,000 and over	265	9.5	460	15.9
Average family income - \$	50,157		63,899	
Median family income - \$	43,040		54,543	

Household: Refers to a person or a group of persons (other than foreign residents), who occupy the same dwelling and do not have a usual place of residence elsewhere in Canada. It may consist of a family group (census family) with or without other non-family persons, of two or more families sharing a dwelling, of a group of unrelated persons, or of one person living alone. Household members who are temporarily absent on Census Day (e.g. temporary residents elsewhere) are considered as part of their usual household. For census purposes, every person is a member of one and only one household.

Census Family: Refers to a married couple (with or without children of either or both spouses), a couple living common-law (with or without children of either or both partners) or a lone parent of any marital status, with at least one child living in the same dwelling. A couple living common-law may be of opposite or same sex. 'Children' in a census family include grandchildren living with their grandparent(s) but with no parents present.

POVERTY	1996	2001	% Chg
Economic families by low income status	2,805	2,820	0.5
Low income	665	430	-35.3
Other	2,135	2,395	12.2
Families %	24	15	-35.7
Unattached individuals by low income status	2,015	2,060	2.2
Low income	865	715	-17.3
Other	1,145	1,345	17.5
Unattached individuals %	43	35	-19.1
Persons in private households by low income status	10,005	10,315	3.1
Low income	2,755	1,910	-30.7
Other	7,250	8,405	15.9
All Persons %	28	19	-32.8

Incidence of Low Income, 2001
Long Branch

