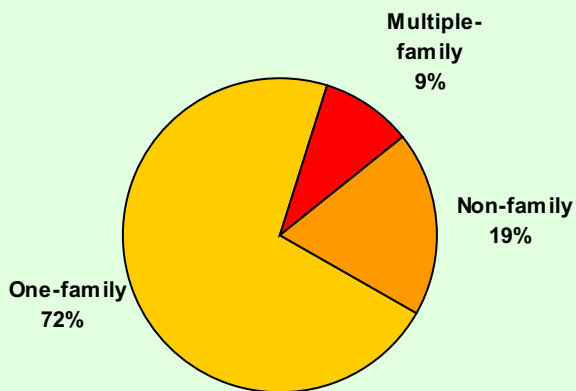


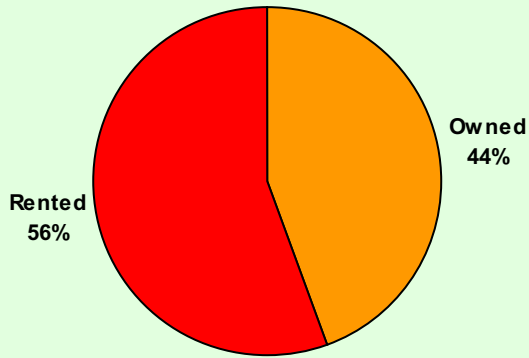
Neighbourhood Change at a Glance: 1996-2001	Num Chg	% Chg
Households	+295	+3.2
Tenant Households	-750	-12.3
Non-Family Households	+265	+17.1
Median Household Income	+\$6,413	+17.8
Households with \$30,000 or less	-325	-8.5
Households with \$100,000 or more	+395	+84.0
Families	+295	+3.5
Families with low income	-385	-12.8
Persons	+710	+2.2
Persons with low income	-1,110	-8.6

Households by Type, 2001
Mount Olive-Silverstone-Jamestown



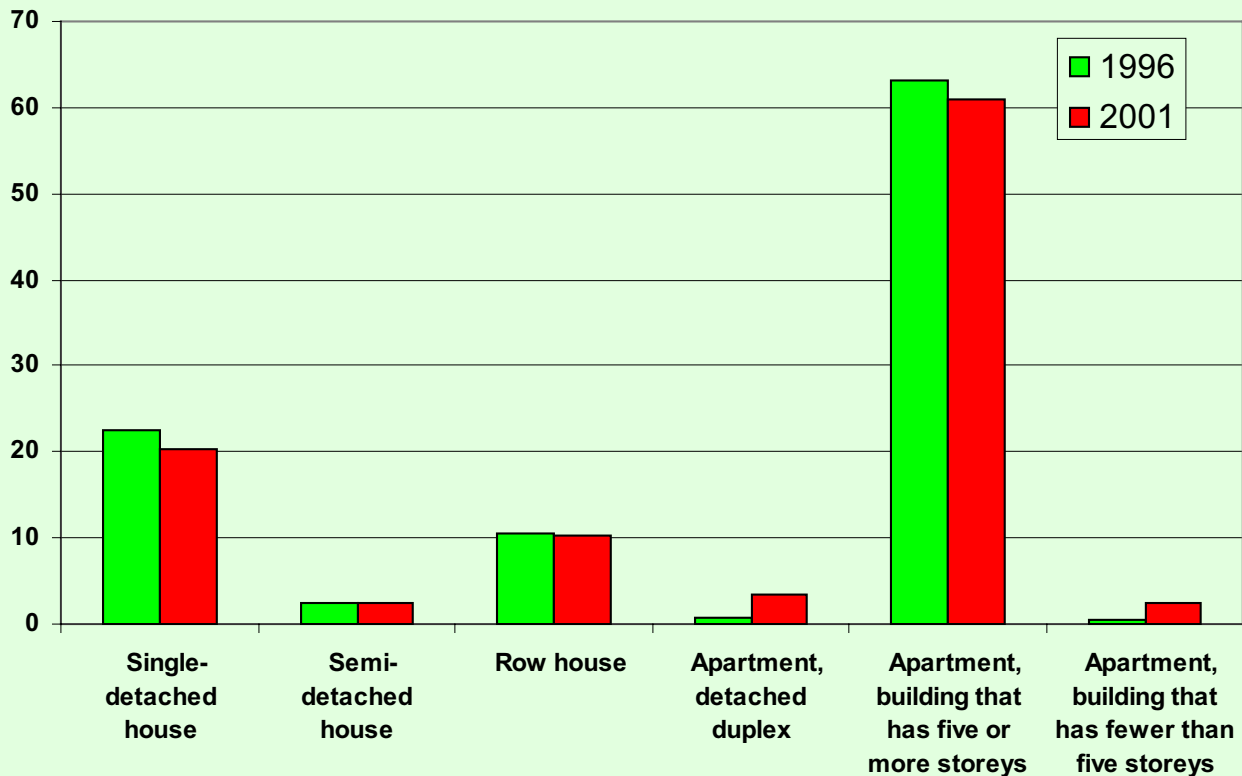
HOUSING Indicator	1996		2001	
	Number	%	Number	%
Private households by type	9,315	100.0	9,615	100.0
One-family	7,105	76.3	6,880	71.6
Multiple-family	655	7.0	905	9.4
Non-family	1,550	16.6	1,815	18.9

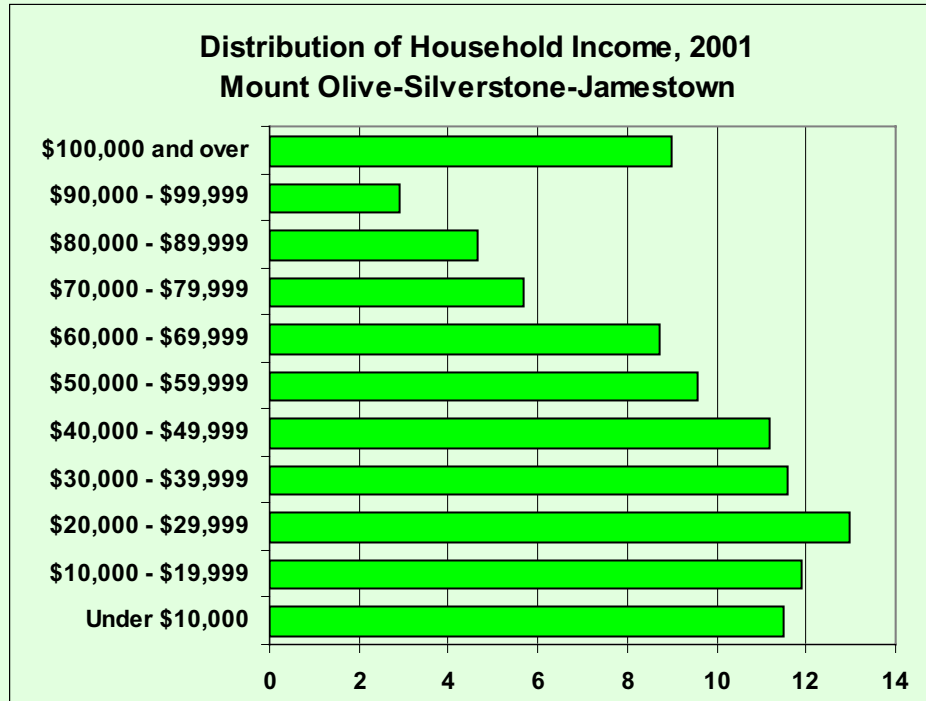
**Households by Tenure, 2001
Mount Olive-Silverstone-Jamestown**



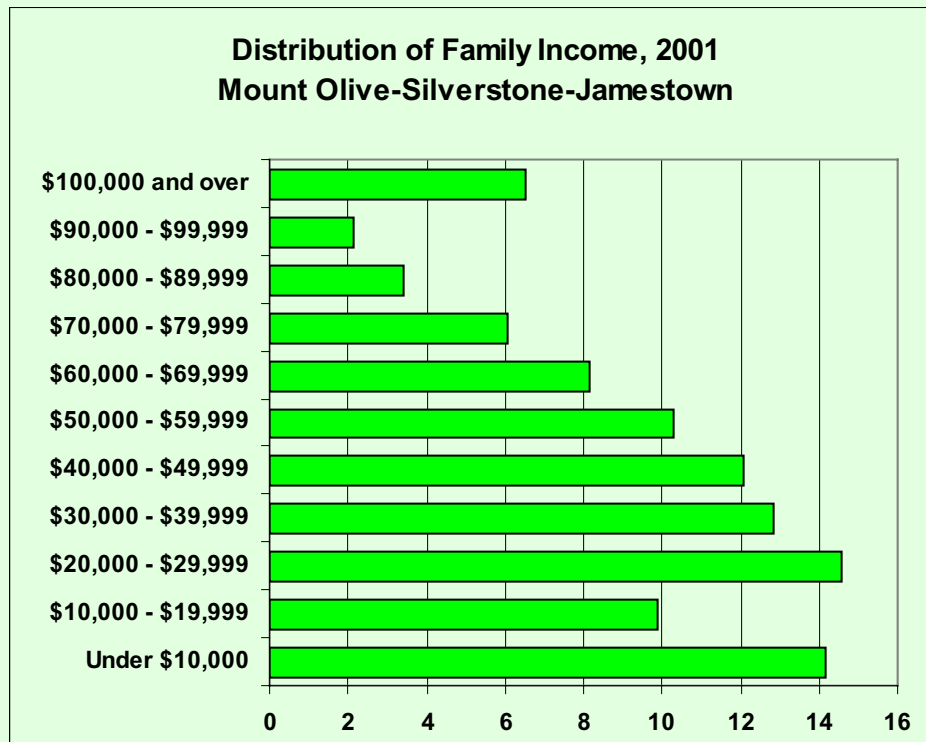
HOUSING Indicator	1996		2001	
	Number	%	Number	%
Occupied private dwellings (20% sample data)	9,315	100.0	9,615	100.0
Owned	3,240	34.8	4,265	44.4
Rented	6,075	65.2	5,325	55.4
Occupied private dwellings by structure type	9,315	100.0	9,615	100.0
Single-detached house	2,095	22.5	1,945	20.2
Semi-detached house	225	2.4	225	2.3
Row house	990	10.6	1,000	10.4
Apartment, detached duplex	65	0.7	320	3.3
Apartment, building that has five or more storeys	5,890	63.2	5,865	61.0
Apartment, building that has fewer than five storeys	50	0.5	240	2.5
Other single-attached house	0	0.0	5	0.1
Movable dwelling	0	0.0	5	0.1

**% Dwelling Units by Housing Type, 2001
Mount Olive-Silverstone-Jamestown**





Household: Refers to a person or a group of persons (other than foreign residents), who occupy the same dwelling and do not have a usual place of residence elsewhere in Canada. It may consist of a family group (census family) with or without other non-family persons, of two or more families sharing a dwelling, of a group of unrelated persons, or of one person living alone. Household members who are temporarily absent on Census Day (e.g. temporary residents elsewhere) are considered as part of their usual household. For census purposes, every person is a member of one and only one household.



Census Family: Refers to a married couple (with or without children of either or both spouses), a couple living common-law (with or without children of either or both partners) or a lone parent of any marital status, with at least one child living in the same dwelling. A couple living common-law may be of opposite or same sex. 'Children' in a census family include grandchildren living with their grandparent(s) but with no parents present.

HOUSEHOLD INCOME Indicator	1996		2001	
	Number	%	Number	%
Private households by income	9,315	100.0	9,610	100.0
Under \$10,000	1,085	11.6	1,105	11.5
\$10,000 - \$19,999	1,435	15.4	1,145	11.9
\$20,000 - \$29,999	1,300	14.0	1,245	13.0
\$30,000 - \$39,999	1,230	13.2	1,115	11.6
\$40,000 - \$49,999	1,120	12.0	1,075	11.2
\$50,000 - \$59,999	815	8.7	920	9.6
\$60,000 - \$69,999	765	8.2	840	8.7
\$70,000 - \$79,999	470	5.0	545	5.7
\$80,000 - \$89,999	385	4.1	445	4.6
\$90,000 - \$99,999	210	2.3	280	2.9
\$100,000 and over	470	5.0	865	9.0
Average household income - \$	42,142		47,929	
Median household income - \$	35,971		42,383	

FAMILY INCOME Indicator	1996		2001	
	Number	%	Number	%
Census families by income	8,500	100.0	8,795	100.0
Under \$10,000	1,185	13.9	1,245	14.2
\$10,000 - \$19,999	1,400	16.5	870	9.9
\$20,000 - \$29,999	1,295	15.2	1,280	14.6
\$30,000 - \$39,999	1,175	13.8	1,130	12.8
\$40,000 - \$49,999	1,025	12.1	1,060	12.1
\$50,000 - \$59,999	700	8.2	905	10.3
\$60,000 - \$69,999	620	7.3	715	8.1
\$70,000 - \$79,999	370	4.4	535	6.1
\$80,000 - \$89,999	265	3.1	300	3.4
\$90,000 - \$99,999	190	2.2	190	2.2
\$100,000 and over	265	3.1	575	6.5
Average family income - \$	38,228		44,012	
Median family income - \$	34,194		39,364	

Household: Refers to a person or a group of persons (other than foreign residents), who occupy the same dwelling and do not have a usual place of residence elsewhere in Canada. It may consist of a family group (census family) with or without other non-family persons, of two or more families sharing a dwelling, of a group of unrelated persons, or of one person living alone. Household members who are temporarily absent on Census Day (e.g. temporary residents elsewhere) are considered as part of their usual household. For census purposes, every person is a member of one and only one household.

Census Family: Refers to a married couple (with or without children of either or both spouses), a couple living common-law (with or without children of either or both partners) or a lone parent of any marital status, with at least one child living in the same dwelling. A couple living common-law may be of opposite or same sex. 'Children' in a census family include grandchildren living with their grandparent(s) but with no parents present.

POVERTY	1996	2001	% Chg
Economic families by low income status	8,010	7,975	-0.4
Low income	3,000	2,615	-12.8
Other	5,015	5,345	6.6
Families %	37	33	-12.5
Unattached individuals by low income status	2,175	2,515	15.6
Low income	1,195	1,230	2.9
Other	970	1,275	31.4
Unattached individuals %	55	49	-11.0
Persons in private households by low income status	32,880	33,590	2.2
Low income	12,880	11,770	-8.6
Other	19,995	21,820	9.1
All Persons %	39	35	-10.5

Incidence of Low Income, 2001 Mount Olive-Silverstone-Jamestown

