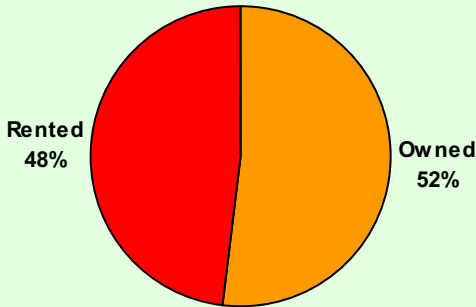
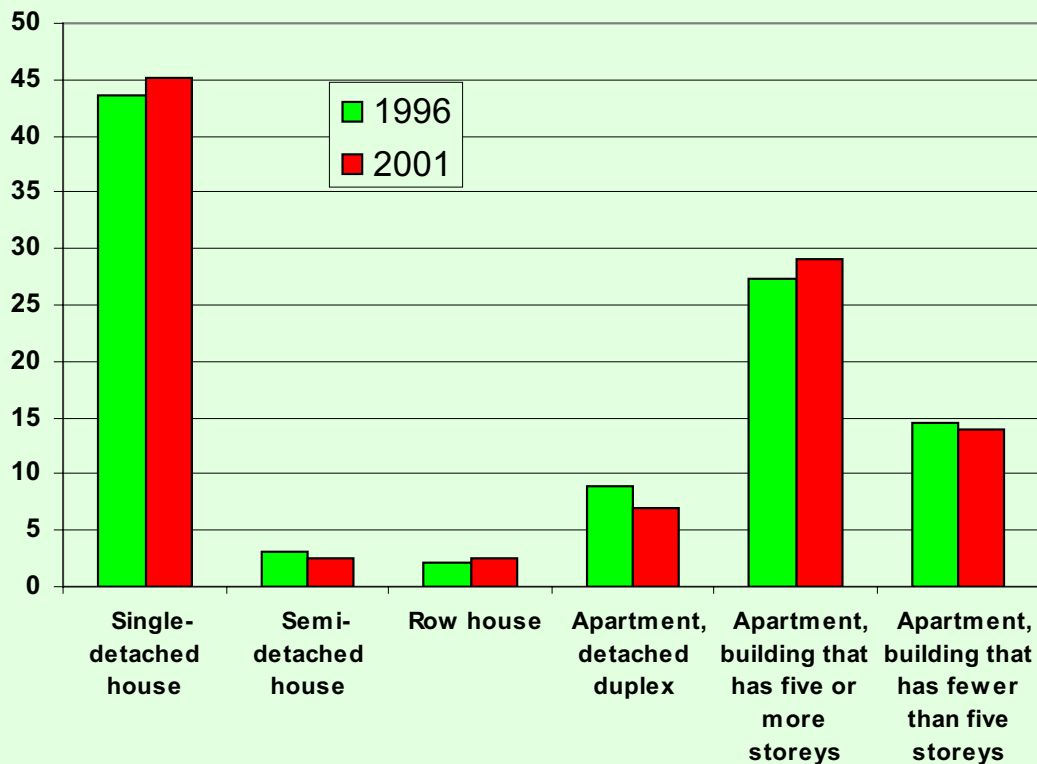


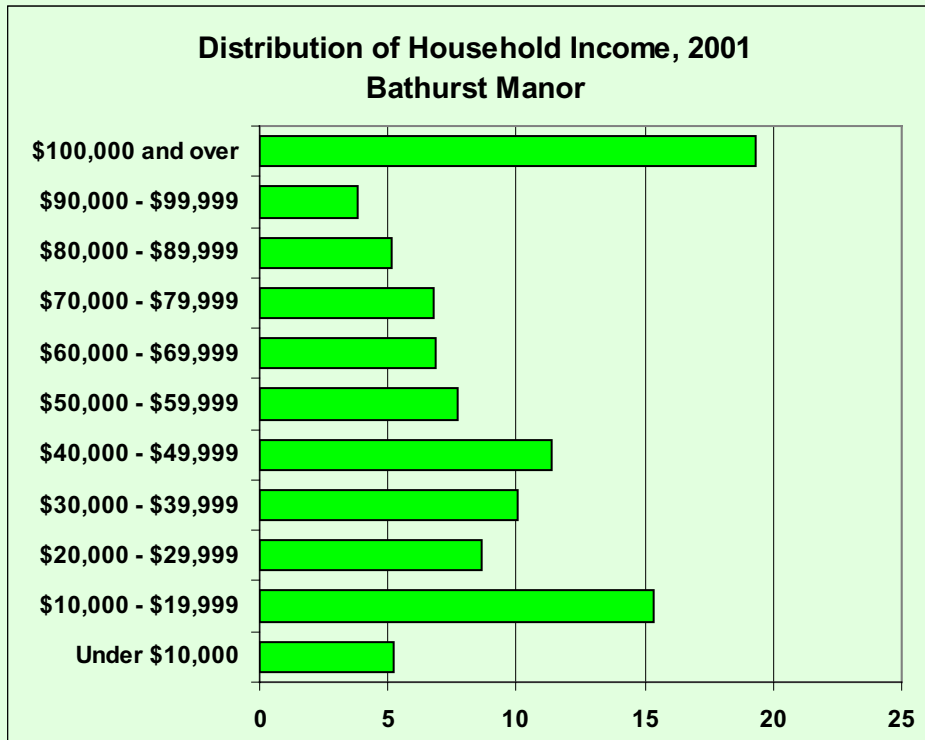
Households by Tenure, 2001
Bathurst Manor



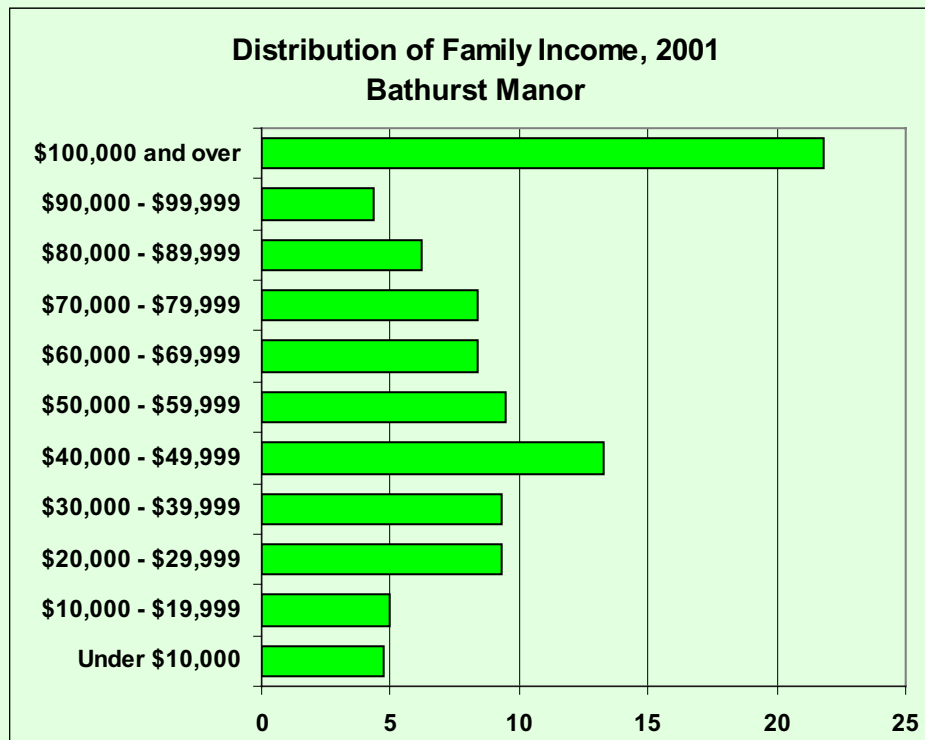
HOUSING Indicator	1996		2001	
	Number	%	Number	%
Occupied private dwellings (20% sample data)	5,310	100.0	5,335	100.0
Owned	2,640	49.7	2,770	51.9
Rented	2,655	50.0	2,565	48.1
Occupied private dwellings by structure type	5,305	99.9	5,340	100.1
Single-detached house	2,320	43.7	2,405	45.1
Semi-detached house	165	3.1	130	2.4
Row house	110	2.1	130	2.4
Apartment, detached duplex	475	8.9	375	7.0
Apartment, building that has five or more storeys	1,450	27.3	1,550	29.1
Apartment, building that has fewer than five storeys	775	14.6	745	14.0
Other single-attached house	15	0.3	0	0.0
Movable dwelling	0	0.0	0	0.0

Dwelling Units by Housing Type, 2001
Bathurst Manor





Household: Refers to a person or a group of persons (other than foreign residents), who occupy the same dwelling and do not have a usual place of residence elsewhere in Canada. It may consist of a family group (census family) with or without other non-family persons, of two or more families sharing a dwelling, of a group of unrelated persons, or of one person living alone. Household members who are temporarily absent on Census Day (e.g. temporary residents elsewhere) are considered as part of their usual household. For census purposes, every person is a member of one and only one household.



Census Family: Refers to a married couple (with or without children of either or both spouses), a couple living common-law (with or without children of either or both partners) or a lone parent of any marital status, with at least one child living in the same dwelling. A couple living common-law may be of opposite or same sex. 'Children' in a census family include grandchildren living with their grandparent(s) but with no parents present.

HOUSEHOLD INCOME Indicator	1996		2001	
	Number	%	Number	%
Private households by income	5,300	100.0	5,335	100.0
Under \$10,000	375	7.1	280	5.2
\$10,000 - \$19,999	950	17.9	820	15.4
\$20,000 - \$29,999	730	13.7	460	8.6
\$30,000 - \$39,999	600	11.3	535	10.0
\$40,000 - \$49,999	520	9.8	605	11.3
\$50,000 - \$59,999	430	8.1	410	7.7
\$60,000 - \$69,999	445	8.4	365	6.8
\$70,000 - \$79,999	270	5.1	360	6.7
\$80,000 - \$89,999	230	4.3	275	5.2
\$90,000 - \$99,999	215	4.0	205	3.8
\$100,000 and over	530	10.0	1,030	19.3
Average household income - \$	55,148		67,511	
Median household income - \$	43,714		53,607	

FAMILY INCOME Indicator	1996		2001	
	Number	%	Number	%
Census families by income	3,700	100.0	3,805	100.0
Under \$10,000	150	4.1	180	4.7
\$10,000 - \$19,999	345	9.3	190	5.0
\$20,000 - \$29,999	510	13.8	355	9.3
\$30,000 - \$39,999	500	13.5	355	9.3
\$40,000 - \$49,999	435	11.8	505	13.3
\$50,000 - \$59,999	335	9.1	360	9.5
\$60,000 - \$69,999	375	10.1	320	8.4
\$70,000 - \$79,999	210	5.7	320	8.4
\$80,000 - \$89,999	235	6.4	235	6.2
\$90,000 - \$99,999	150	4.1	165	4.3
\$100,000 and over	440	11.9	830	21.8
Average family income - \$	61,446		75,259	
Median family income - \$	51,129		61,438	

Household: Refers to a person or a group of persons (other than foreign residents), who occupy the same dwelling as their principal or sole residence elsewhere in Canada. It may consist of a family group (census family) with or without other non-family persons, of two or more families sharing a dwelling, of a group of unrelated persons living together in a household members who are temporarily absent on Census Day (e.g. temporary elsewhere) are considered as part of their usual household. For census purposes, every person is a member of one household and only one household.

Census Family: Refers to a married couple (with or without children of either or both spouses), a couple living without a spouse (with either or both partners) or a lone parent of any marital status, with at least one child living in the same dwelling. A couple living common-law may be of opposite or same sex. 'Children' in a census family living with their grandparent(s) but with no parents present.

POVERTY	1996	2001	% Chg
Economic families by low income status	3,715	3,695	-0.5
Low income	630	520	-17.5
Other	3,085	3,185	3.2
Families %	17	14	-17.0
Unattached individuals by low income status	1,940	1,925	-0.8
Low income	1,005	885	-11.9
Other	925	1,040	12.4
Unattached individuals %	52	46	-11.3
Persons in private households by low income status	13,100	13,300	1.5
Low income	2,855	2,405	-15.8
Other	10,245	10,885	6.2
All Persons %	22	18	-17.0

Incidence of Low Income, 2001
Bathurst Manor

