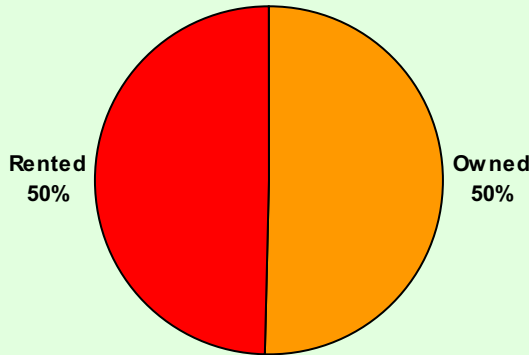
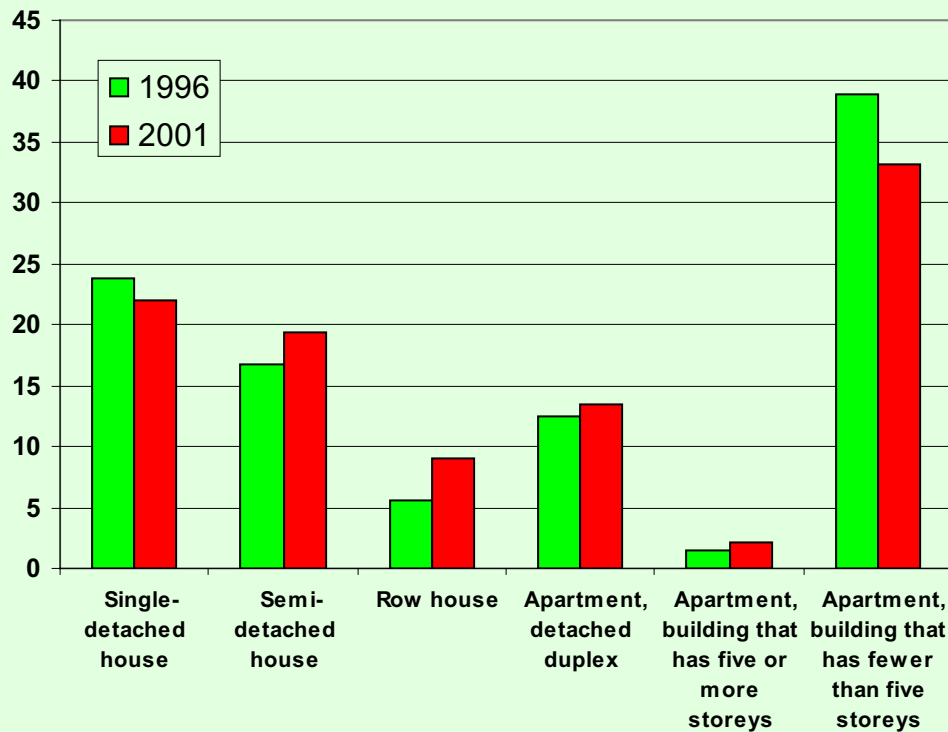


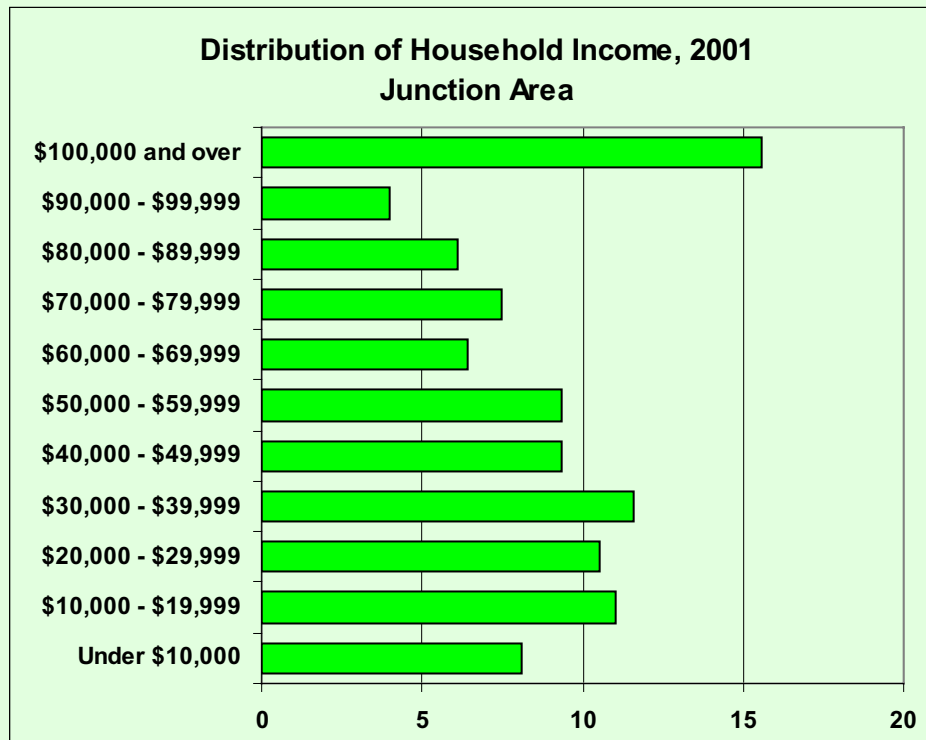
Households by Tenure, 2001
Junction Area



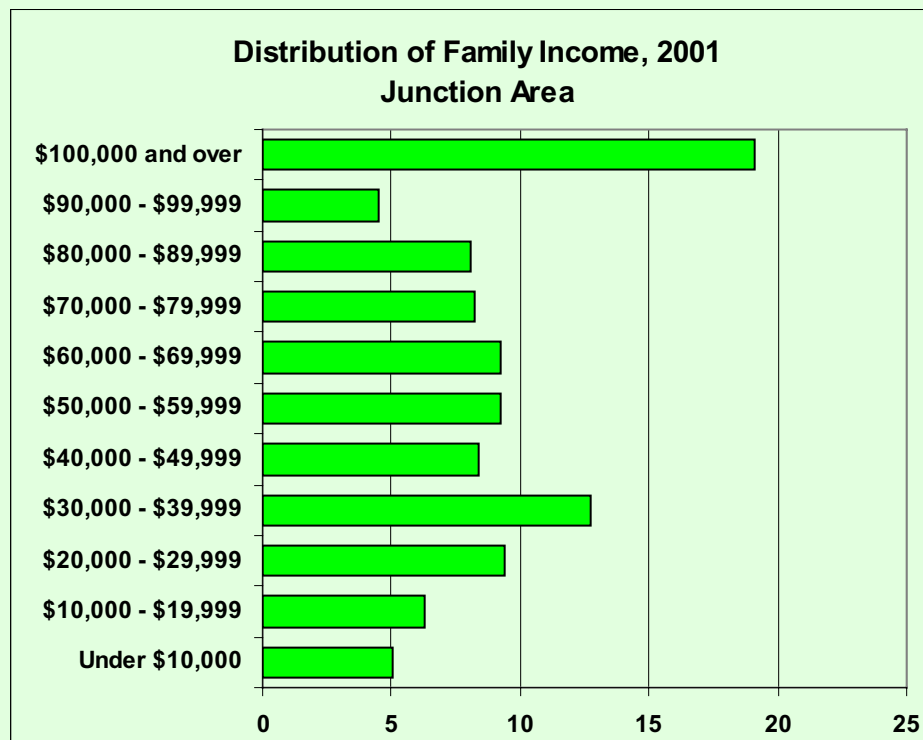
HOUSING Indicator	1996		2001	
	Number	%	Number	%
Occupied private dwellings (20% sample data)	4,615	100.0	4,755	100.0
Owned	2,145	46.5	2,385	50.2
Rented	2,475	53.6	2,365	49.7
Occupied private dwellings by structure type	4,620	100.1	4,745	99.8
Single-detached house	1,100	23.8	1,050	22.1
Semi-detached house	775	16.8	920	19.3
Row house	255	5.5	430	9.0
Apartment, detached duplex	575	12.5	640	13.5
Apartment, building that has five or more storeys	65	1.4	100	2.1
Apartment, building that has fewer than five storeys	1,800	39.0	1,580	33.2
Other single-attached house	30	0.7	55	1.2
Movable dwelling	0	0.0	0	0.0

Dwelling Units by Housing Type, 2001
Junction Area





Household: Refers to a person or a group of persons (other than foreign residents), who occupy the same dwelling and do not have a usual place of residence elsewhere in Canada. It may consist of a family group (census family) with or without other non-family persons, of two or more families sharing a dwelling, of a group of unrelated persons, or of one person living alone. Household members who are temporarily absent on Census Day (e.g. temporary residents elsewhere) are considered as part of their usual household. For census purposes, every person is a member of one and only one household.



Census Family: Refers to a married couple (with or without children of either or both spouses), a couple living common-law (with or without children of either or both partners) or a lone parent of any marital status, with at least one child living in the same dwelling. A couple living common-law may be of opposite or same sex. 'Children' in a census family include grandchildren living with their grandparent(s) but with no parents present.

HOUSEHOLD INCOME	1996		2001	
	Number	%	Number	%
Private households by income	4,620	100.0	4,745	100.0
Under \$10,000	570	12.4	385	8.1
\$10,000 - \$19,999	795	17.2	525	11.0
\$20,000 - \$29,999	595	12.9	500	10.5
\$30,000 - \$39,999	505	10.9	550	11.6
\$40,000 - \$49,999	435	9.4	445	9.4
\$50,000 - \$59,999	385	8.3	445	9.4
\$60,000 - \$69,999	335	7.3	305	6.4
\$70,000 - \$79,999	275	6.0	355	7.5
\$80,000 - \$89,999	210	4.6	290	6.1
\$90,000 - \$99,999	145	3.1	190	4.0
\$100,000 and over	375	8.1	740	15.6
Average household income - \$	42,482		57,710	
Median household income - \$	34,608		45,983	

FAMILY INCOME	1996		2001	
	Number	%	Number	%
Census families by income	2,985	100.0	3,095	100.0
Under \$10,000	260	8.7	155	5.0
\$10,000 - \$19,999	380	12.7	195	6.3
\$20,000 - \$29,999	345	11.6	290	9.4
\$30,000 - \$39,999	325	10.9	395	12.8
\$40,000 - \$49,999	350	11.7	260	8.4
\$50,000 - \$59,999	265	8.9	285	9.2
\$60,000 - \$69,999	285	9.5	285	9.2
\$70,000 - \$79,999	245	8.2	255	8.2
\$80,000 - \$89,999	140	4.7	250	8.1
\$90,000 - \$99,999	100	3.4	140	4.5
\$100,000 and over	275	9.2	590	19.1
Average family income - \$	48,025		66,406	
Median family income - \$	43,266		57,018	

Household: Refers to a person or a group of persons (other than foreign residents), who occupy the same dwelling or place of residence elsewhere in Canada. It may consist of a family group (census family) without other non-family persons, of two or more families sharing a dwelling, of a group of unrelated persons in a household members who are temporarily absent on Census Day (e.g. temporary elsewhere) are considered as part of their usual household. For census purposes, every person is a member of one household and only one household.

Census Family: Refers to a married couple (with or without children of either or both spouses), a couple living with or not at home (with either or both partners) or a lone parent of any marital status, with at least one child living in the same dwelling. A couple living common-law may be of opposite or same sex. 'Children' in a census family living with their grandparent(s) but with no parents present.

POVERTY	1996	2001	% Chg
Economic families by low income status	2,985	3,025	1.3
Low income	780	470	-39.7
Other	2,200	2,550	15.9
Families %	26	16	-40.5
Unattached individuals by low income status	2,200	2,335	6.1
Low income	1,165	1,030	-11.6
Other	1,040	1,300	25.0
Unattached individuals %	53	44	-16.7
Persons in private households by low income status	11,740	11,950	1.8
Low income	3,870	2,550	-34.1
Other	7,870	9,410	19.6
All Persons %	33	21	-35.3

Incidence of Low Income, 2001
Junction Area

