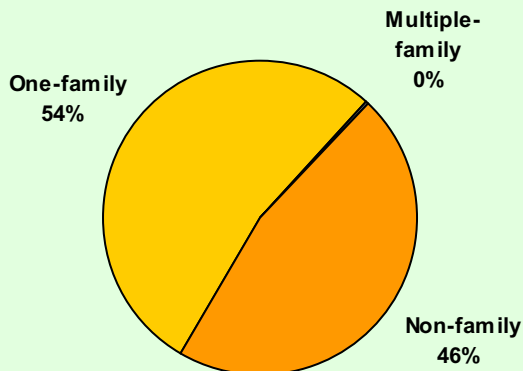


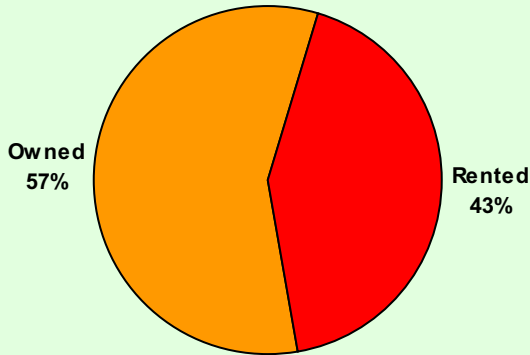
Neighbourhood Change at a Glance: 1996-2001	Num Chg	% Chg
Households	+200	+2.8
Tenant Households	-225	-6.7
Non-Family Households	-35	-1.0
Median Household income	+\$13,905	+24.1
Households with \$30,000 or less	-440	-24.6
Households with \$100,000 or more	+680	+39.2
Families	+240	+6.4
Families with low income	-95	-35.2
Persons	+700	+4.8
Persons with low income	-445	-24.5

Households by Type, 2001  
Mount Pleasant East



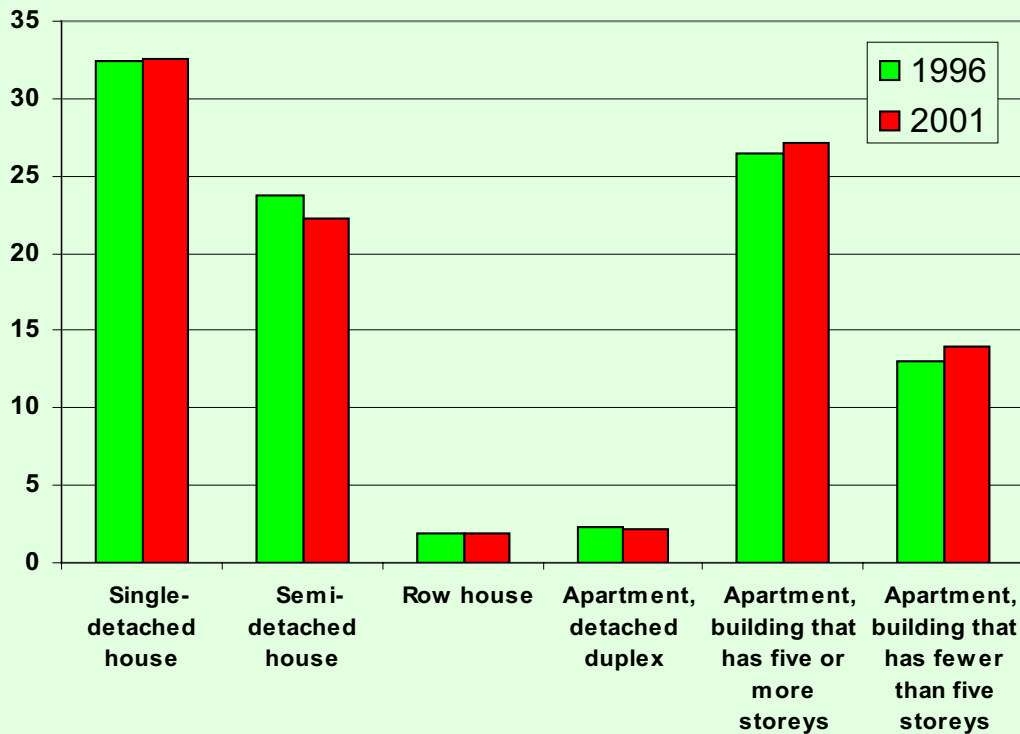
HOUSING Indicator	1996		2001	
	Number	%	Number	%
Private households by type	7,115	100.0	7,315	100.0
One-family	3,685	51.8	3,910	53.5
Multiple-family	25	0.4	25	0.3
Non-family	3,410	47.9	3,375	46.1

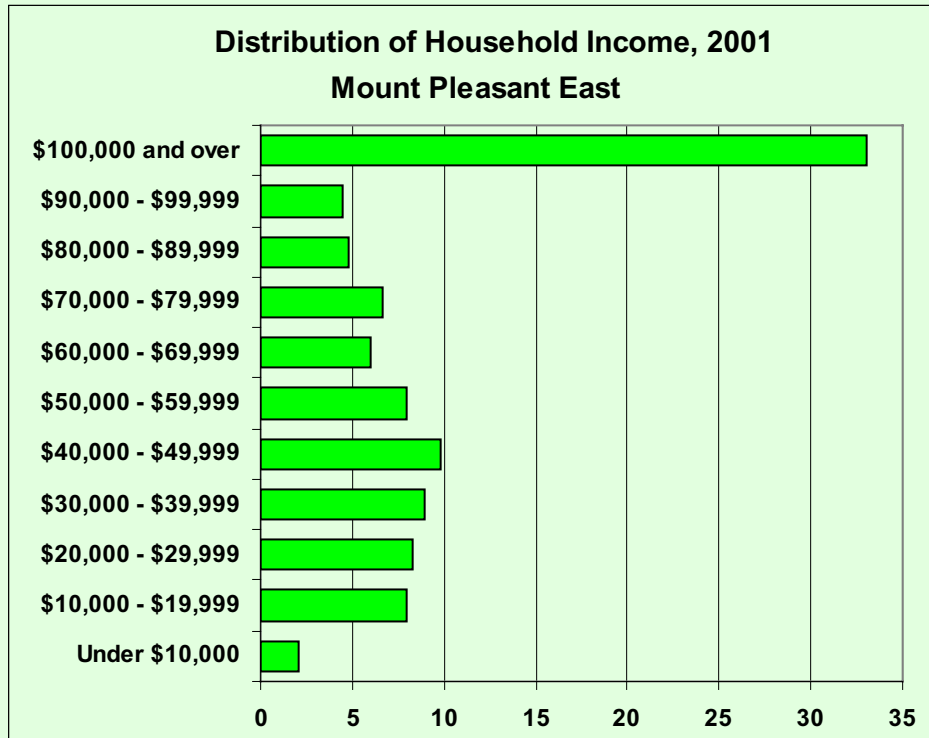
Households by Tenure, 2001  
Mount Pleasant East



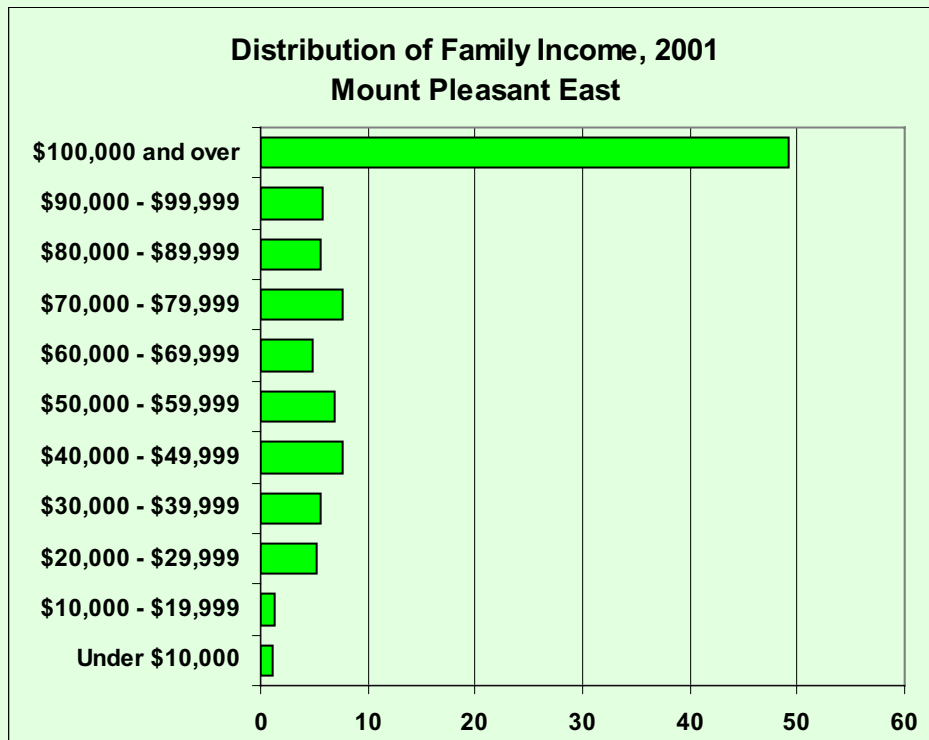
HOUSING Indicator	1996		2001	
	Number	%	Number	%
Occupied private dwellings (20% sample data)	7,115	100.0	7,315	100.0
Owned	3,775	53.1	4,200	57.4
Rented	3,335	46.9	3,110	42.5
Occupied private dwellings by structure type	7,115	100.0	7,315	100.0
Single-detached house	2,310	32.5	2,380	32.5
Semi-detached house	1,685	23.7	1,625	22.2
Row house	135	1.9	140	1.9
Apartment, detached duplex	165	2.3	160	2.2
Apartment, building that has five or more storeys	1,880	26.4	1,980	27.1
Apartment, building that has fewer than five storeys	925	13.0	1,020	13.9
Other single-attached house	0	0.0	10	0.1
Movable dwelling	0	0.0	0	0.0

Dwelling Units by Housing Type, 2001  
Mount Pleasant East





Household: Refers to a person or a group of persons (other than foreign residents), who occupy the same dwelling and do not have a usual place of residence elsewhere in Canada. It may consist of a family group (census family) with or without other non-family persons, of two or more families sharing a dwelling, of a group of unrelated persons, or of one person living alone. Household members who are temporarily absent on Census Day (e.g. temporary residents elsewhere) are considered as part of their usual household. For census purposes, every person is a member of one and only one household.



Census Family: Refers to a married couple (with or without children of either or both spouses), a couple living common-law (with or without children of either or both partners) or a lone parent of any marital status, with at least one child living in the same dwelling. A couple living common-law may be of opposite or same sex. 'Children' in a census family include grandchildren living with their grandparent(s) but with no parents present.

HOUSEHOLD INCOME Indicator	1996		2001	
	Number	%	Number	%
Private households by income	7,115	100.0	7,315	100.0
Under \$10,000	300	4.2	155	2.1
\$10,000 - \$19,999	840	11.8	585	8.0
\$20,000 - \$29,999	650	9.1	610	8.3
\$30,000 - \$39,999	805	11.3	655	9.0
\$40,000 - \$49,999	625	8.8	715	9.8
\$50,000 - \$59,999	525	7.4	580	7.9
\$60,000 - \$69,999	550	7.7	440	6.0
\$70,000 - \$79,999	385	5.4	485	6.6
\$80,000 - \$89,999	385	5.4	350	4.8
\$90,000 - \$99,999	305	4.3	330	4.5
\$100,000 and over	1,735	24.4	2,415	33.0
Average household income - \$	73,617		98,000	
Median household income - \$	57,625		71,530	

FAMILY INCOME Indicator	1996		2001	
	Number	%	Number	%
Census families by income	3,725	100.0	3,965	100.0
Under \$10,000	80	2.1	45	1.1
\$10,000 - \$19,999	125	3.4	55	1.4
\$20,000 - \$29,999	215	5.8	205	5.2
\$30,000 - \$39,999	290	7.8	220	5.5
\$40,000 - \$49,999	240	6.4	300	7.6
\$50,000 - \$59,999	255	6.8	270	6.8
\$60,000 - \$69,999	335	9.0	195	4.9
\$70,000 - \$79,999	245	6.6	305	7.7
\$80,000 - \$89,999	275	7.4	225	5.7
\$90,000 - \$99,999	205	5.5	230	5.8
\$100,000 and over	1,410	37.9	1,950	49.2
Average family income - \$	96,319		129,747	
Median family income - \$	82,383		97,010	

Household: Refers to a person or a group of persons (other than foreign residents), who occupy the same dwelling and do not have a usual place of residence elsewhere in Canada. It may consist of a family group (census family) with or without other non-family persons, of two or more families sharing a dwelling, of a group of unrelated persons, or of one person living alone. Household members who are temporarily absent on Census Day (e.g. temporary residents elsewhere) are considered as part of their usual household. For census purposes, every person is a member of one and only one household.

Census Family: Refers to a married couple (with or without children of either or both spouses), a couple living common-law (with or without children of either or both partners) or a lone parent of any marital status, with at least one child living in the same dwelling. A couple living common-law may be of opposite or same sex. 'Children' in a census family include grandchildren living with their grandparent(s) but with no parents present.

POVERTY	1996	2001	% Chg
Economic families by low income status	3,855	4,070	5.6
Low income	270	175	-35.2
Other	3,580	3,885	8.5
Families %	7	4	-38.6
Unattached individuals by low income status	3,885	3,785	-2.6
Low income	1,090	880	-19.3
Other	2,800	2,910	3.9
Unattached individuals %	28	23	-17.1
Persons in private households by low income status	14,500	15,200	4.8
Low income	1,820	1,375	-24.5
Other	12,685	13,825	9.0
All Persons %	13	9	-27.9

Incidence of Low Income, 2001  
Mount Pleasant East

