

*Status of Disposal
Capacity in Ontario and
Exports to U.S.*

Presentation to “CEAT”

May 3, 2006

Lawson Oates

SWMS, Toronto

Overview of Presentation

- **Overview of exports to Michigan from Ontario**
- **Toronto's export contract**
- **Disposal requirements in Ontario**
- **Diminishing capacity**
- **Current landfill capacity**
- **Current landfill proposals**

Toronto's Exports to Michigan

- **Large-scale private sector export to Michigan began in early 1990's following passage of "NAFTA" and introduction of high tipping fees**
- **Toronto initiated exports in 1998 to the Arbor Hills Landfill in Michigan (1998-2002)**
- **export to Republic's Carleton Farms Landfill began in 2001**
- **All of Toronto's residual solid waste exported to Michigan as of Jan. 1, 2003.**

Toronto's Integrated Solid Waste Resource Management Process (1997-2000)

- **Engagement of the marketplace for disposal capacity to address planned closure of City's Keele Valley Landfill at end of 2002**
- **3 Ontario sites proposed: Adams Mine, Green Lane and Essex-Windsor**
- **Two Michigan sites: Arbor Hills and Carleton Farms**

New Republic Agreement

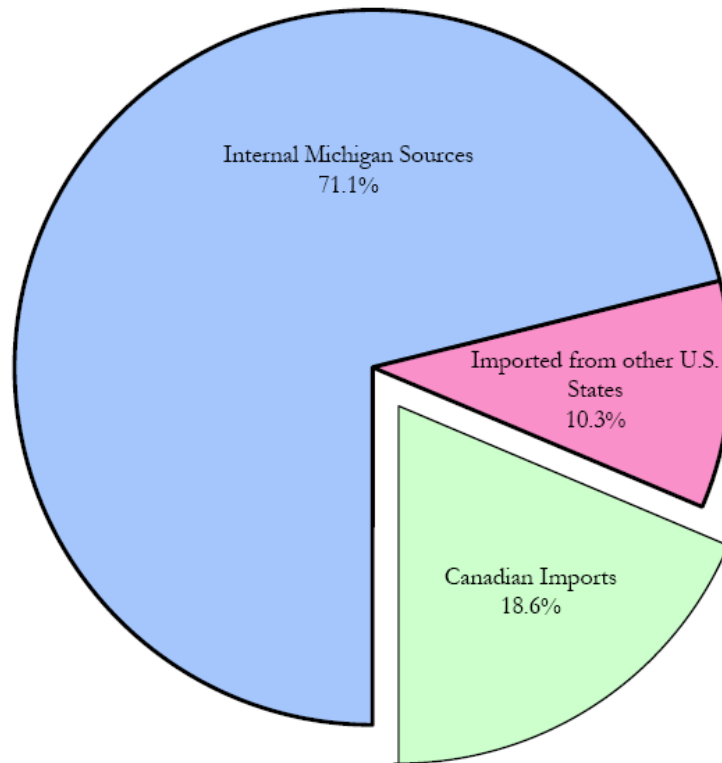
- **In Feb. 2006 Toronto signed a new contract with Republic**
- **Extends the current service term to the end of 2010**
- **Potential for extensions with agreement by both parties**
- **Provides opportunity to re-direct waste to Ontario landfills (2006: 25,000 tonnes 2010: 50,000)**

Toronto Disposal Requirements: 2005

- Total tonnes: 857,312.42
- Private sector: 122,151.95
- Peel Region: 107,212.62
- Net Municipal: 627,950.85

Solid Waste Disposed in Michigan Landfills - 2005

Solid Waste Disposal in Michigan Landfills in Fiscal Year 2005 *

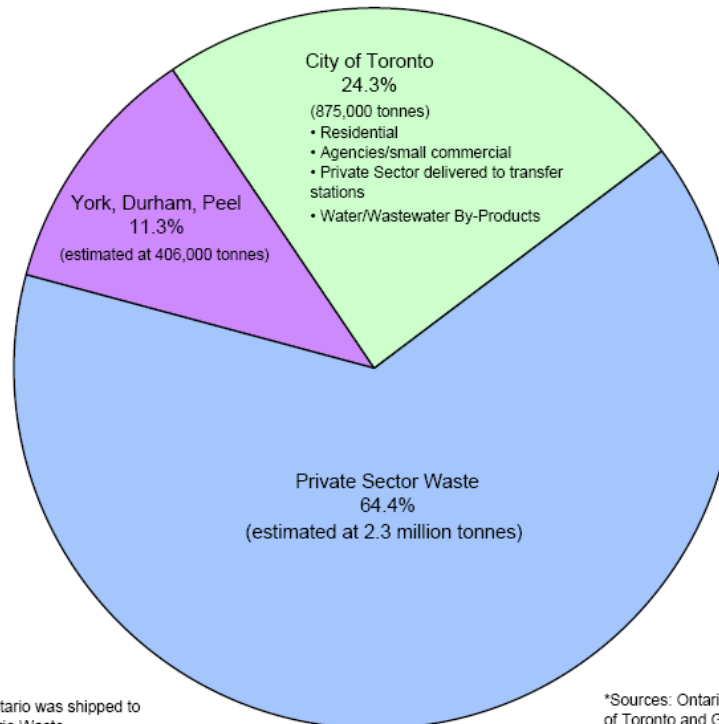


*Source: Michigan Department of Environmental Quality Report of Solid Waste Landfilled in Michigan, October 1, 2004 - September 30, 2005, dated January 31, 2006

2005 Ontario Waste Shipments to Michigan - Sources

2005 Ontario Waste Shipments to Michigan

Total: 3.6 million tonnes*

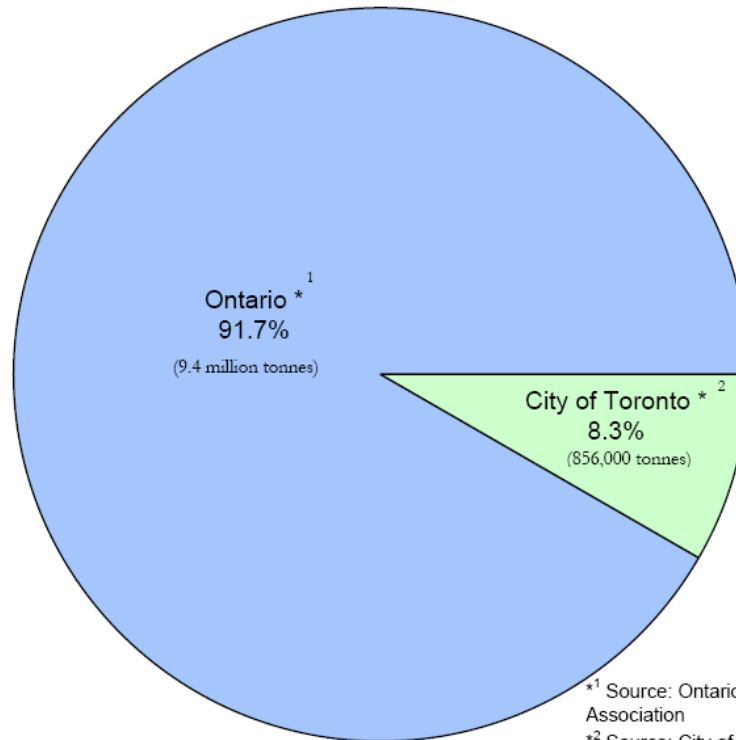


Note: 500,000 tonnes of waste from Ontario was shipped to New York State in 2005. (Source: Ontario Waste Management Association)

*Sources: Ontario Waste Management Association, City of Toronto and Greater Toronto Area Regional Governments of Peel, York and Durham

Solid Waste Disposal Requirements Ontario and Toronto

Solid Waste Disposal Requirements in 2005: Ontario - Toronto



*1 Source: Ontario Waste Management Association

*2 Source: City of Toronto, 2005

Ontario Waste Generation & Disposition

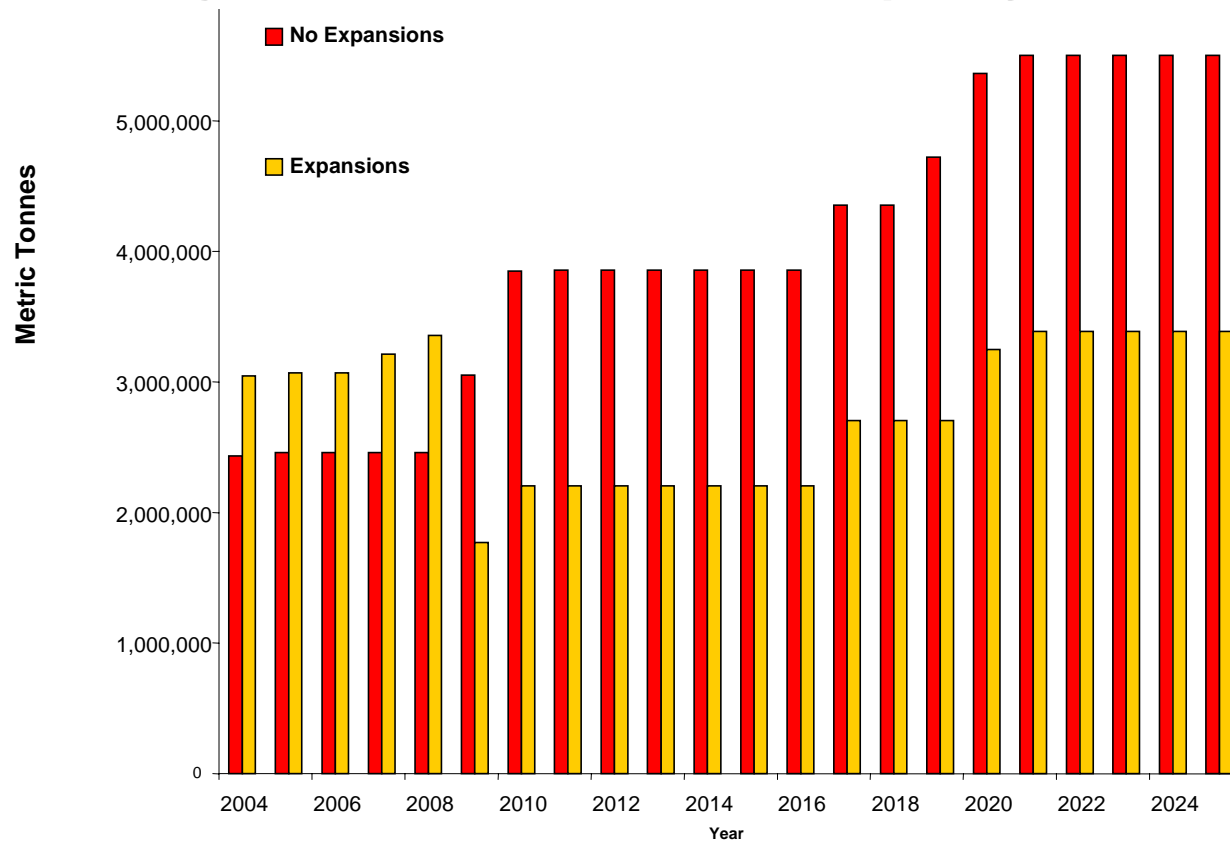
- **Ontario Population – 12,200,000**
- **Waste Generation Rate – 1.1 tonnes/capita/year**
- **In Ontario we generate about 13.8 million tonnes of waste per year**
- **Waste diversion – 4,400,000 tonnes (35% Residential, 28% IC&I)**
- **9.4 million tonnes require disposal**
- **Ontario is now exporting 3.6 million tonnes of waste to Michigan & .5 million tonnes to New York each year for disposal**
- **This means that every day, six days a week, more than 370 tractor trailer loads of waste cross the U.S. border into Michigan**

Sources of Exported Waste

- **Waste that enters the U.S. comes from households – primarily the GTA – and also from businesses, industry and institutions across Ontario**
- **About 2/3 (2.9 million tonnes) of the waste entering the U.S. is waste generated from Ontario business & commercial activities**

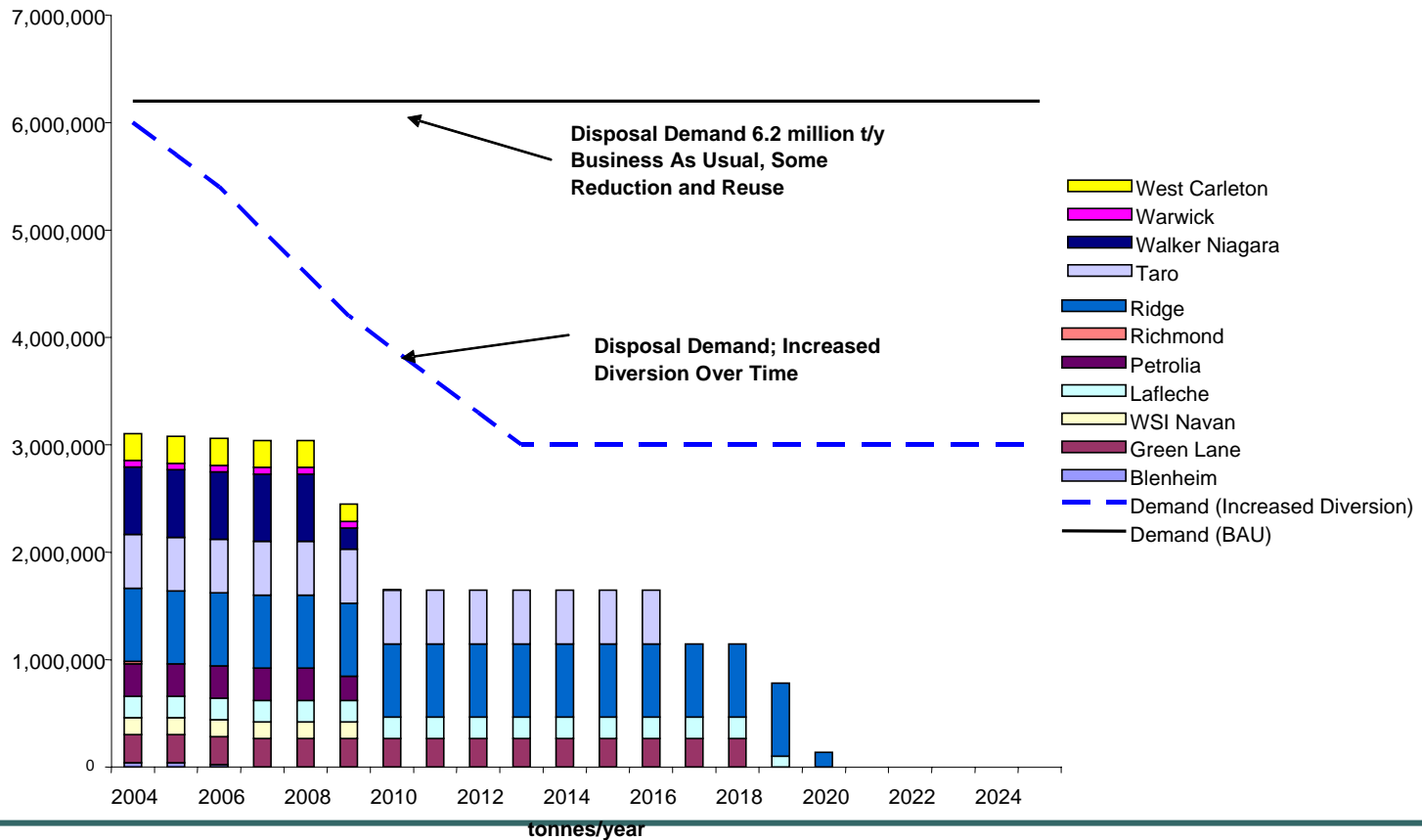
Disposal of IC&I Waste In Ontario

Projected Deficit in Landfill Capacity in Ontario



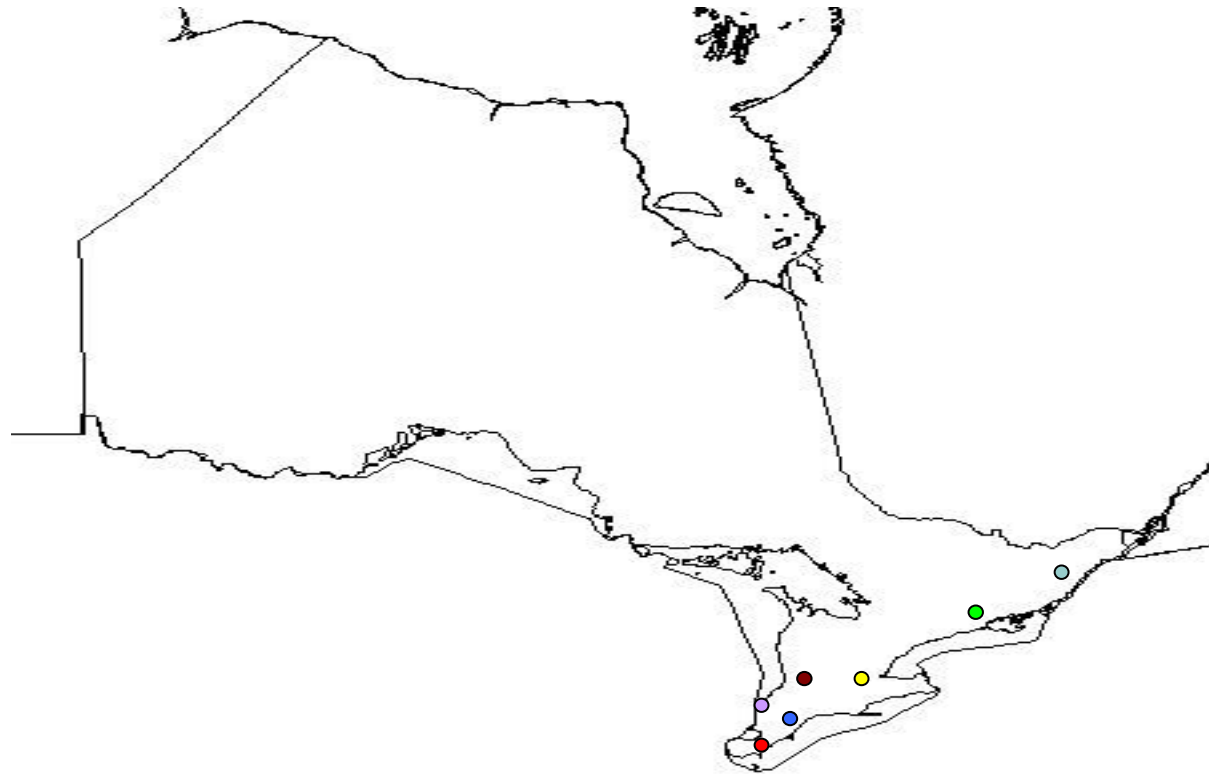
Disposal of IC&I Waste in Ontario

Projected Deficit in Landfill Capacity in Ontario

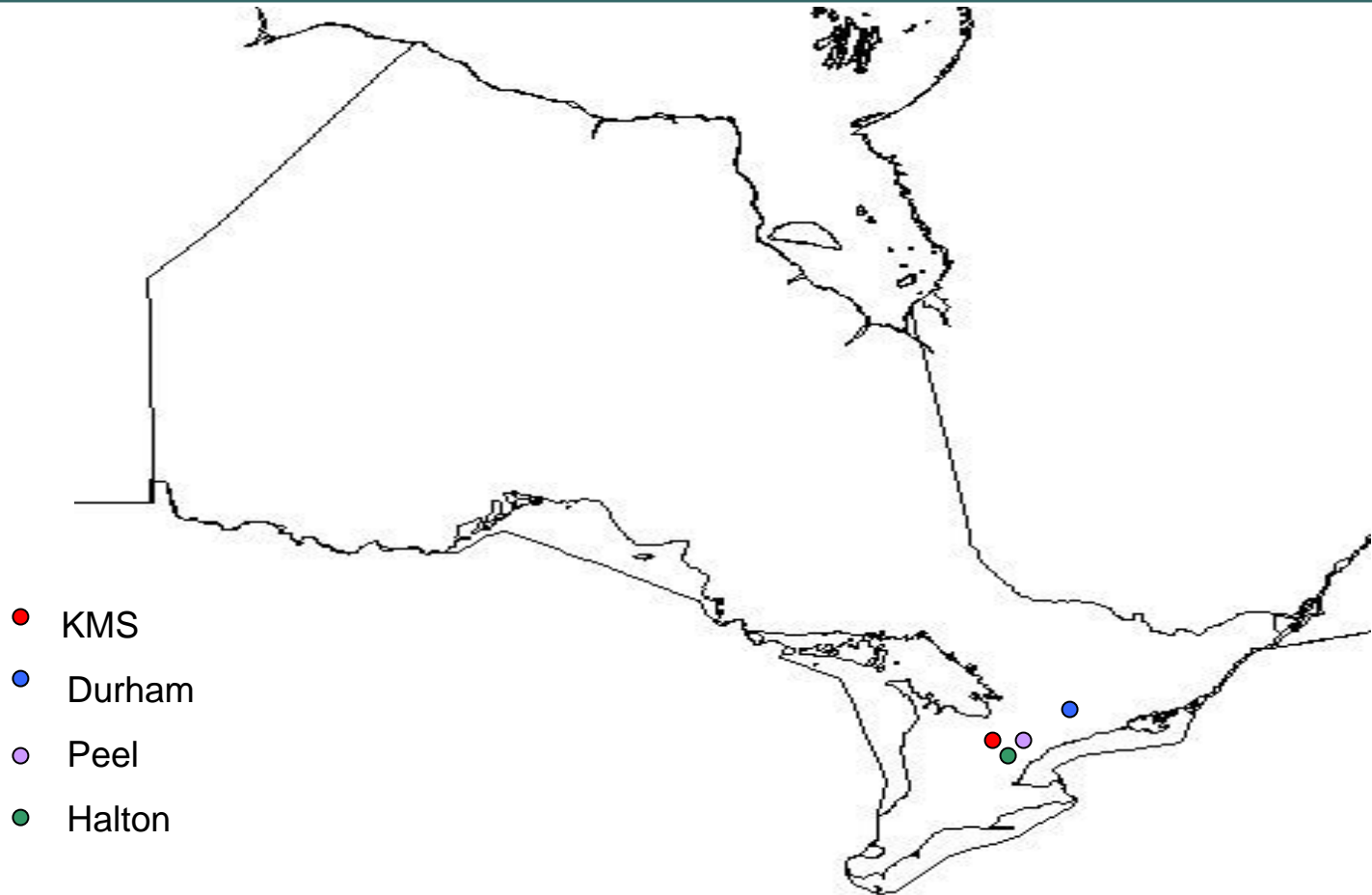


Major Ontario Landfills

- Essex Windsor
- Walker Bros
- Warwick
- Taro
- BFI Ridge
- Lafleche
- Richmond



GTA Landfills



GTA Landfills

Landfill Site	Current Annual Capacity (tonnes)	EA Process Pending	Remaining/ Additional Capacity tonnes
KMS	130,000 (Region of Peel) and 15,000 ICI	Approved to add additional burner	25% additional capacity in amount of waste that can be processed per year
Halton	N/A	N/A	2.9 million tonnes (2004 fill rates)
Durham	N/A	Joint York Durham Long Term Waste Management Plan	125,000 remaining
York	N/A (no landfill site)	Joint York Durham Long Term Waste Management Plan	N/A (no landfill site)
Peel Region (Caledon landfill)	51 tonnes/day	N/A	40,000 remaining

Landfill Capacity in Ontario by Region

Geographical Area	Private Sector (million tonnes)	Public Sector (million tonnes)	Total (million tonnes)
North of French River	Not known	8.58	8.58
North of GTA	0	2.30	2.3
GTA, Hamilton, and Niagara	9.07	6.55	15.62
East	7.75	6.24	13.99
West	20.40	18.57	38.97
Total	37.22	42.24	79.46

Taken from the "Private Sector IC&I Waste Management System in Ontario report prepared for Ontario Waste Management Association" by RIS International Ltd, January 2005